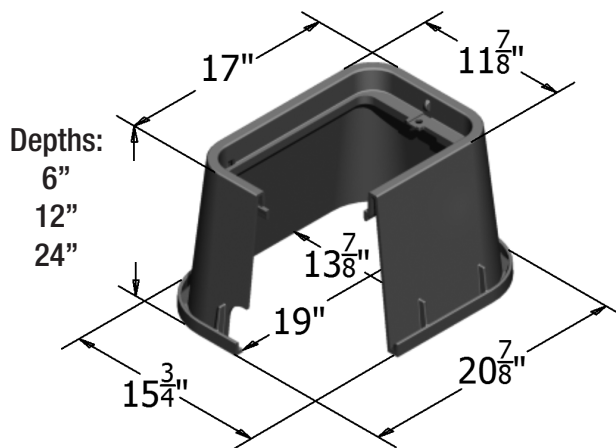


COVER

Style:	Flush
Material:	HDPE
Model:	14" x 19"
Weight:	3 lbs
Std. Fasteners:	3/8" Hex Bolt
Options:	Logos and Special Markings
Surface:	Skid Resistant & Marked*
Performance:	Pedestrian, ASTM C857, WUC 3.6

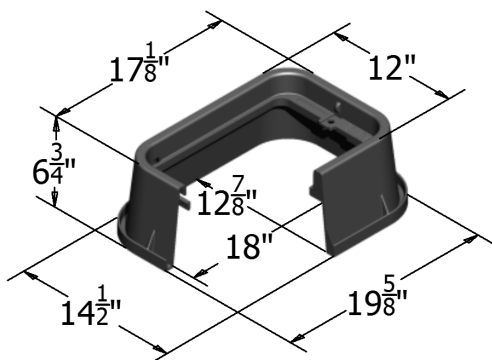


BODY

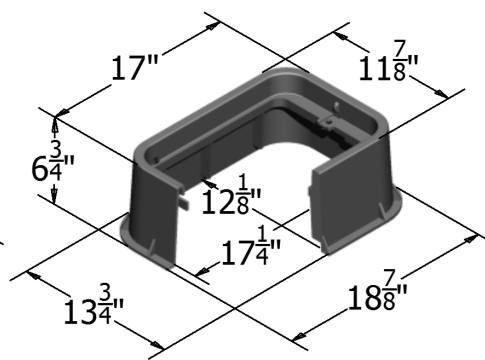
Material:	HDPE
Model:	14" x 19"
Weight:	6" Depth: 5lbs 12" Depth: 7lbs 24" Depth: 15 lbs
Wall Type:	Flared
Mouseholes:	2
Performance:	Pedestrian, ASTM C857, WUC 3.6

EXTENSION

Material:	HDPE
Model:	14" x 19"
Weight:	6" Depth: 5lbs



1419-06



1419-6x



Light Duty:
Pedestrian/Greenbelt

For use in non-vehicular traffic situations only.

Actual load rating is determined by the box and cover combination.

Weights and dimensions may vary slightly.

Cover comes standard with permanent markings for manufacturer, load rating, model size and manufacturing location.

OPTIONS

AVAILABLE PLASTIC COVERS:

Flush Solid (Standard)
Flush with Plastic Reader Door
Flush with Cast Iron Reader Door
Flush Hinged Cover
T Cover Solid
T Cover with Plastic Reader Door
T Cover with Cast Iron Reader Door
T Hinged Cover

AVAILABLE PLASTIC COVER COLORS:

Black (Standard), Green, Grey, Tan, Purple

LOCKING OPTIONS FOR PLASTIC COVERS:

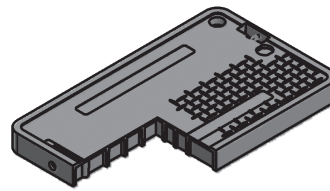
Bolt Down Feature
Drop-N-Lock™

AVAILABLE BODY COLORS:

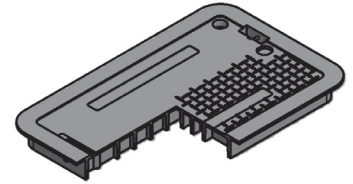
Black (Standard), Green, Grey, Tan, Purple

ADD ON OPTIONS:


AMR Friendly Solutions
Touch Read Hole



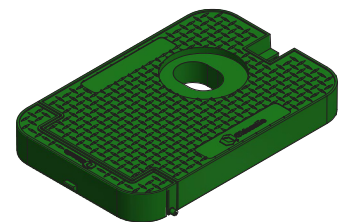
Flush Solid Cover



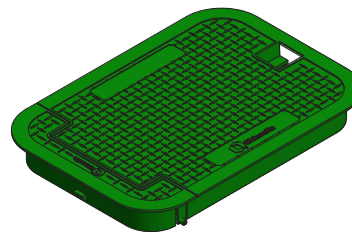
T Solid Cover



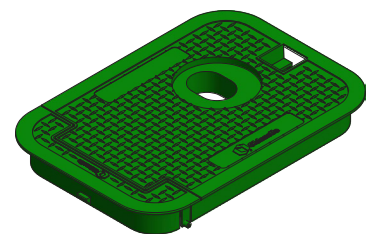
Flush Solid
Hinged Cover



Flush Hinged
Cover with AMR




T Hinged
Cover



T Hinged
Cover with AMR



Bolt Down
Detail



Reader
Door Detail

**PRODUCT
LOAD RATING**



Light Duty: Pedestrian/Greenbelt Applications

For use in non-vehicular traffic situations only. Actual load rating is determined by the box and cover combination.

NOTES

Actual load rating is determined by the box and cover combination.
Weights and dimensions may vary slightly