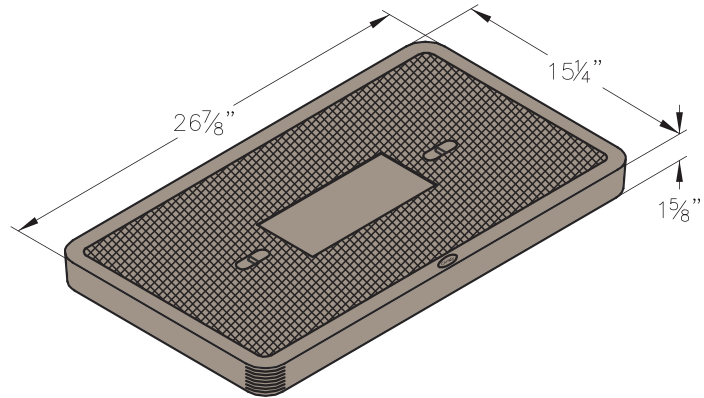


B65

CHRISTY®

COVER

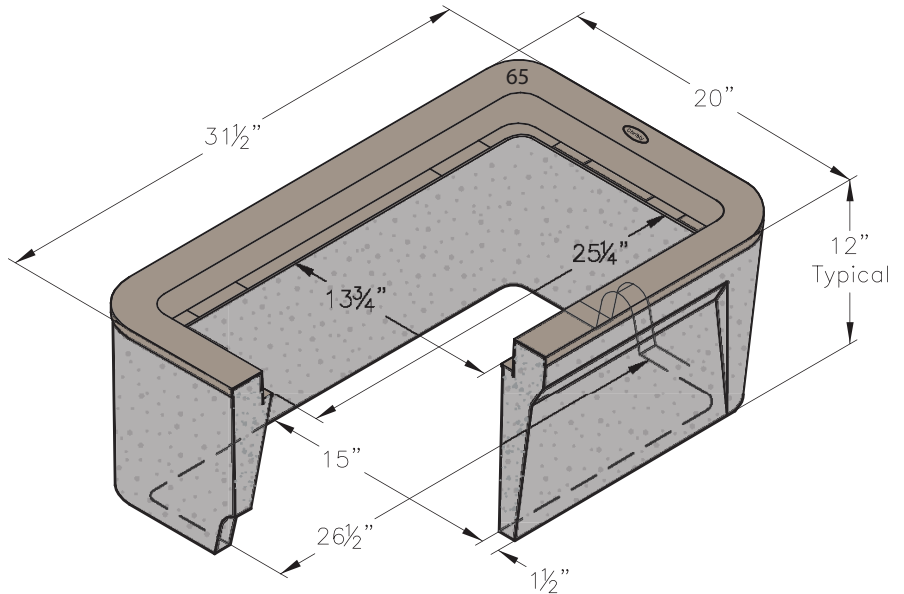
Style:	Flush
Material:	Reinforced Concrete
Model:	15" x 27"
Weight:	56 lbs
Options:	Special Markings
Surface:	Skid Resistant & Marked*
Coefficient of Friction:	>0.6 ASTM 1028
Performance:	ASTM C 857, WUC 3.6



Cover comes standard with permanent markings for manufacturer, load rating, model size and manufacturing location.

BODY

Material:	Reinforced Concrete with Composite Cap
Model:	20" x 31"
Weight:	160 lbs
Wall Type:	Straight
Mouseholes:	0
Performance:	ASTM C 857, WUC 3.6



EXTENSION

Material:	Reinforced Concrete
Depth:	12"
Weight:	104 lbs

LOAD RATING / NOTES



LIGHT DUTY
PEDESTRIAN / GREENBELT

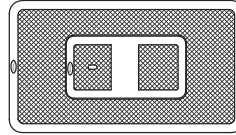
For use in non-vehicular traffic situations only.
Weights and dimensions may vary slightly.
Actual load rating is determined by the box and cover combination.

B65

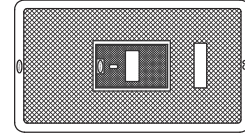
CHRISTY®

COVER OPTIONS


Concrete, Flush Solid
Concrete, Flush with Cast Iron Reader Door
Concrete, Flush with Concrete Reader Lid
Concrete, Slab
Steel Checker Plate, Solid
Steel Checker Plate, with Reader Door




Concrete with
Cast Iron Reader Door



Concrete with
Concrete Reader Lid



Steel with 8" Round
Reader Door



Steel Checker Plate

COVER OPTIONS

Galvanizing (Steel Covers)

 **WARNING:** Cancer and Reproductive Harm - www.P65Warnings.ca.gov

All information contained on this sheet is current at the time of publication.
Oldcastle reserves the right to discontinue or update product information without notice.

Revision 12/06/18
© 2018 Oldcastle Infrastructure