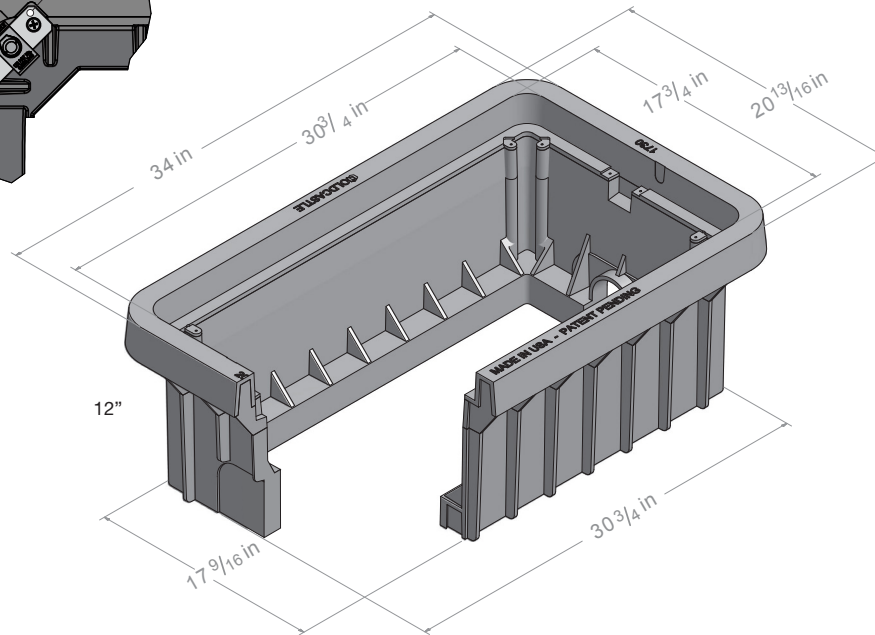
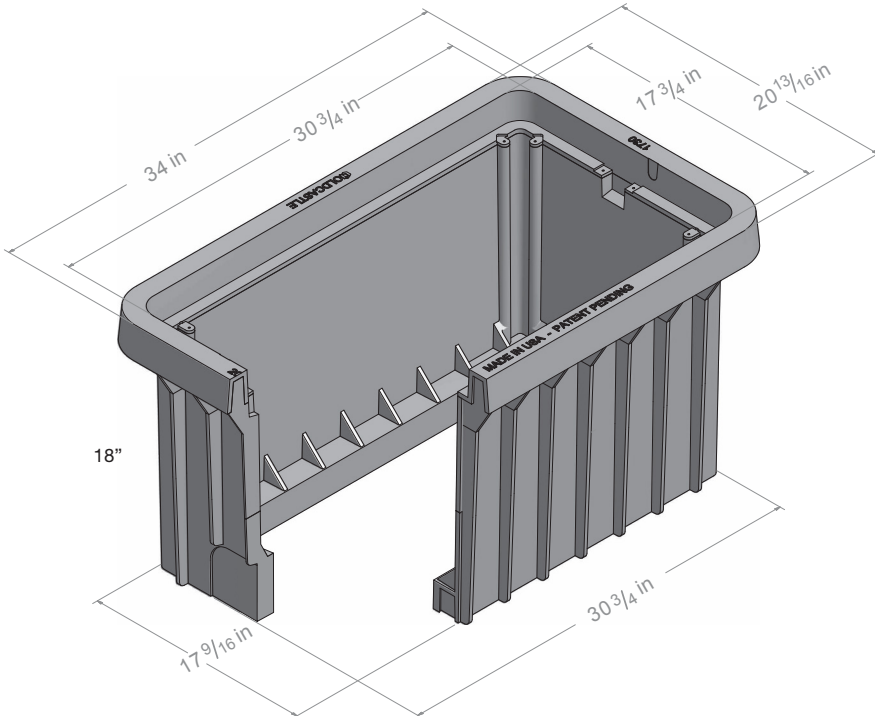


Bolt
Down
Detail



12" BODY

Material:	Polyolefin Blend
Model:	17" x 30"
Depth:	12"
Weight:	28.5 lbs
Wall Type:	Straight
Mouseholes:	0
Performance:	ANSI/ANSI/SCTE-77, Tier 15



18" BODY

Material:	Polyolefin Blend
Model:	17" x 30"
Depth:	18"
Weight:	36.2 lbs
Wall Type:	Straight
Mouseholes:	0
Performance:	ANSI/ANSI/SCTE-77, Tier 15



Medium Duty:
Incidental,
Non-deliberate Traffic

For use in non-vehicular traffic situations only.

Actual load rating is determined by the box and cover combination.

Weights and dimensions may vary slightly.

Cover comes standard with permanent markings for manufacturer, load rating, model size and manufacturing location.

Revision 11/2017

©2017 Oldcastle, Inc.

OPTIONS

AVAILABLE POLYMER CONCRETE COVER:

Flush Solid

AVAILABLE SYNERTECH COVER:

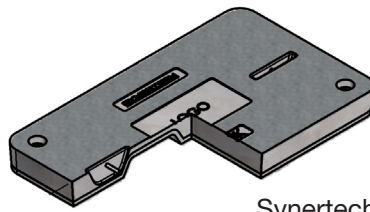
Flush Solid

LOCKING OPTIONS FOR ALL COVERS:

Hex Head Bolt Down
Penta Head Bolt Down
Vandal Resistant Bolt Down
Hex Head Coil Thread Bolt

ADD ON OPTIONS:

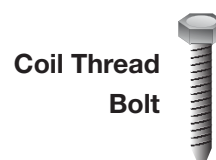
EMS Marker



Synertech
Cover



Polymer
Concrete Cover



Coil Thread
Bolt



Standard
Bolt



Hex Head



Penta Head



Vandal
Resistant



EMS
Marker

**PRODUCT
LOAD RATING**



Medium Duty: Incidental, Non-deliberate traffic

For use in non-vehicular traffic situations only. Actual load rating is determined by the box and cover combination.

NOTES

Actual load rating is determined by the box and cover combination.
Weights and dimensions may vary slightly