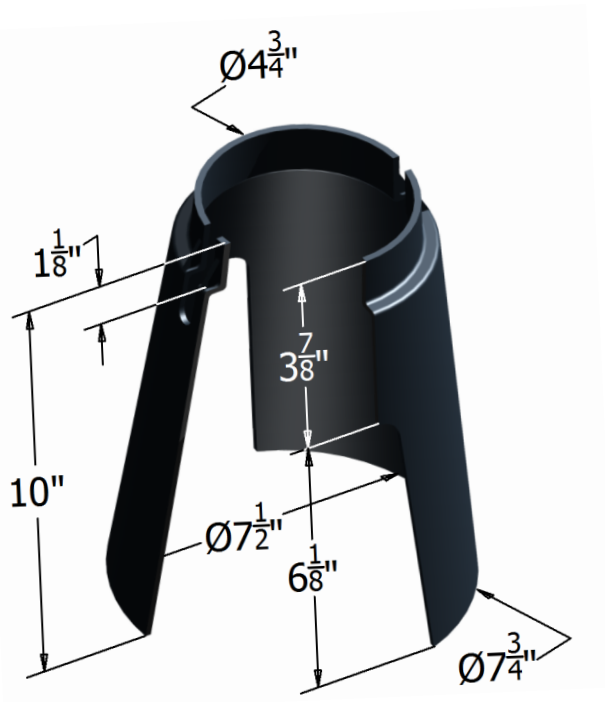
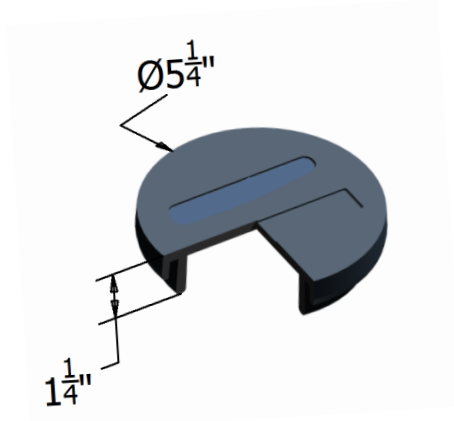


ResCom
510



COVER:

Style:	T Cover
Material:	HDPE
Model:	5" Dia.
Weight:	< 1 lbs
Std. Fasteners:	Snap-On
Options:	Logos and Special Markings
Surface:	Skid Resistant & Marked*
Performance:	Pedestrian, ASTM C857, WUC 3.6,

BODY:

Material:	HDPE
Model:	7-1/2" Dia.
Weight:	1 lbs
Wall Type:	Flared
Mouseholes:	2
Performance:	Pedestrian, ASTM C857, WUC 3.6,



Light Duty:
Pedestrian Only

For use in non-vehicular traffic situations only.

We do not recommend installation in concrete or asphalt.
Coefficient of Friction <0.5

Actual load rating is determined by the box and cover combination.
Weights and dimensions may vary slightly

Rev 10/2016 ©2016 Oldcastle, Inc.

*Cover comes standard with permanent markings for manufacturer, load rating, model size and manufacturing location.

Contact your Oldcastle Enclosure Solutions Distribution Center for specific information and additional options.

800-509-6150

oldcastleprecast.com/enclosuresolutions

ResCom
510
Options:
Available Plastic Covers:


T Cover

Available Plastic Cover Colors:

Black, Tan

Available Body Colors:

Black, Tan



T Cover

Raw Material Specifications:

Material Property	ASTM Test Method	Typical Value ¹
Type, Class, Category	D 1248	III, A, 3
Density, g/cm ³	D 1505	0.950 min., not to exceed 0.965
Tensile Strength, at break, psi	D 638	3,000 to 4,400
Elongation, at break, %	D 638	400
Tensile Impact, ft-lb/in ²	D 1822	27
Flexural Modulus, psi	D 790	120,000 min., not to exceed 240,000
Low Temperature Brittleness, F50, at °C	D 746	<-76
Hardness, Shore D	D 2240	66
Deflection Temperature, at 66 psi, °F	D 648	150° min., not to exceed 200°
Electrical Dielectric Strength, V/mil	D 149	400 min., not to exceed 600
Molded Product		
Chemical Resistance	D 543	Very Resistant
Water Absorption	D 570	Less than 1% weight change

¹The values listed for physical property measurements are nominal values only.

Certain physical property measurements are subject to variations consistent with the test methods and are within a generally accepted range for such values.

Product Load Rating:


Light Duty : Pedestrian Only

Note:

Actual load rating is determined by the box and cover combination. Weights and dimensions may vary slightly

All information contained on this sheet is current at the time of printing.

Oldcastle Precast, Inc. reserves the right to discontinue or update product information without notice.



Rev 10/2016 ©2016 Oldcastle, Inc.

800-509-6150

oldcastleprecast.com/enclosuresolutions