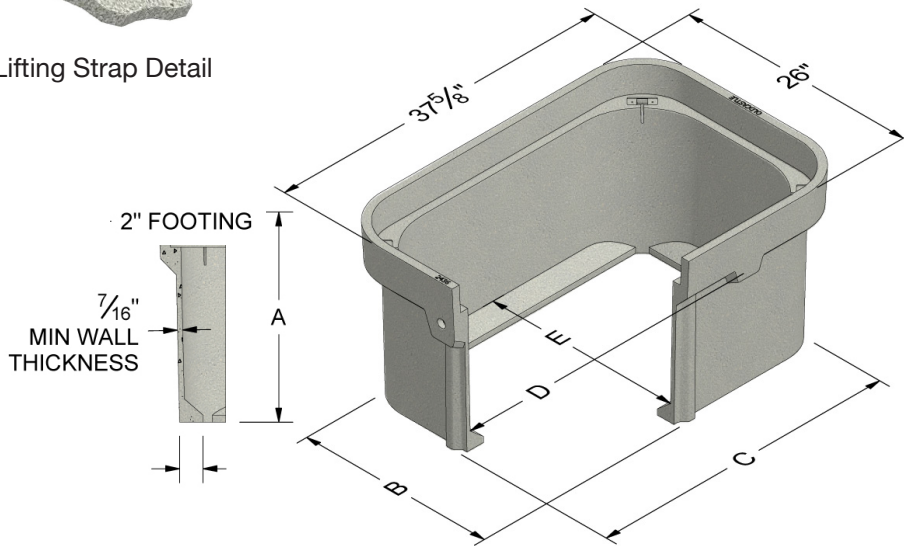
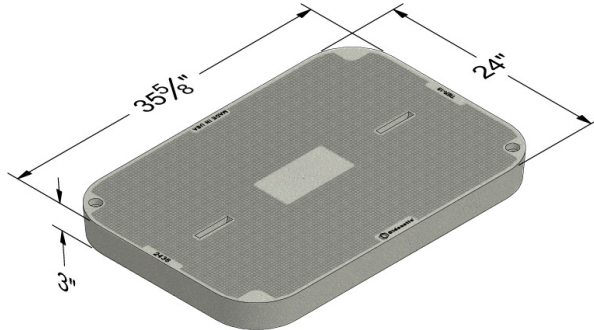




Bolt Down Detail



Lifting Strap Detail



COVER

Style:	Flush Solid
Material:	Polymer Concrete
Model:	24" x 36"
Weight:	Tier 15: 150 lbs. Tier 22: 204 lbs.
Std. Fasteners:	1/2-13 Stainless Steel Hex Head Bolt, Washer and Floating Nut
Options:	Logos and Special Markings
Surface:	Slip Resistant
Performance:	ANSI/SCTE-77, Tier 15 or Tier 22*

BODY

Material:	Polymer Concrete
Model:	24" x 36"
Weight:	18" Depth: 142 lbs. 24" Depth: 175 lbs. 36" Depth: 242 lbs.
Wall Type:	Straight
Performance:	ANSI/SCTE-77 Tier 22



Medium Duty:
Incidental,
Non-deliberate Traffic



Heavy Duty: Incidental,
Non-deliberate Traffic

For use in non-vehicular traffic situations only.

Actual load rating is determined by the box and cover combination.

Weights and dimensions may vary slightly.

	A	B	C	D	E
2436-18	18	23-5/8	35-1/4	33-3/15	21-9/16
2436-24	24	23-3/8	34-15/16	32-13/16	21-5/16
2436-30	30	23-1/2	35-1/8	32-3/4	21-1/8
2436-36	36	23-3/16	34-11/16	32-7/16	20-15/16

Based upon lid and body combination, this unit can be Tier 15 or Tier 22.

* T22 rating when paired with T22 polymer concrete lid.

Cover comes standard with permanent markings for manufacturer, load rating, model size and manufacturing location.

OPTIONS

AVAILABLE POLYMER COVER:

Flush Solid
Flush 2-Piece (Uni-Half)
Flush Pedestal Provision

AVAILABLE STEEL COVER:

One Piece

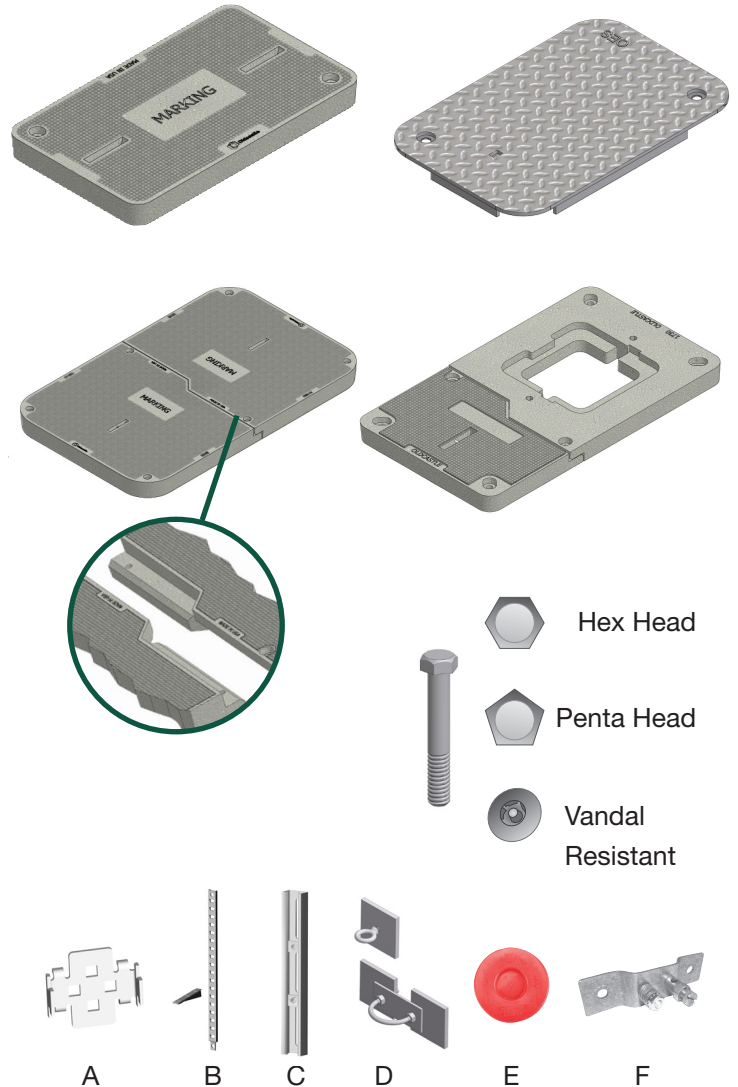
FASTENER OPTIONS FOR COVERS:

Penta Head Bolt
Oldcastle Enclosures Vandal Resistant Bolt
Penta Coil Thread Bolt
Captive Bolt Retainer

ADD ON OPTIONS:

EMS Marker (E)
Mouseholes/Knockouts
Rack Mount (A)
Cable Racks/Cable Arms (B)
Unistrut (C)
Pulling Eye - 1,000 lb and 3,000 lb (D)
Ground Buss (F)
Dividers
Racking Provision
Lid Gaskets*
Solid Bottom
Custom Marking Plate (Polymer)

*Lid Gaskets inhibit water flow into the box, they do not make enclosure fully waterproof.



**PRODUCT
LOAD RATING**



Medium Duty: Incidental, Non-deliberate traffic
For use in non-vehicular traffic situations only. Actual load rating is determined by the box and cover combination.



Heavy Duty: Incidental, Non-deliberate traffic
For use in non-vehicular traffic situations only. Actual load rating is determined by the box and cover combination.

NOTES

Actual load rating is determined by the box and cover combination.
Weights and dimensions may vary slightly