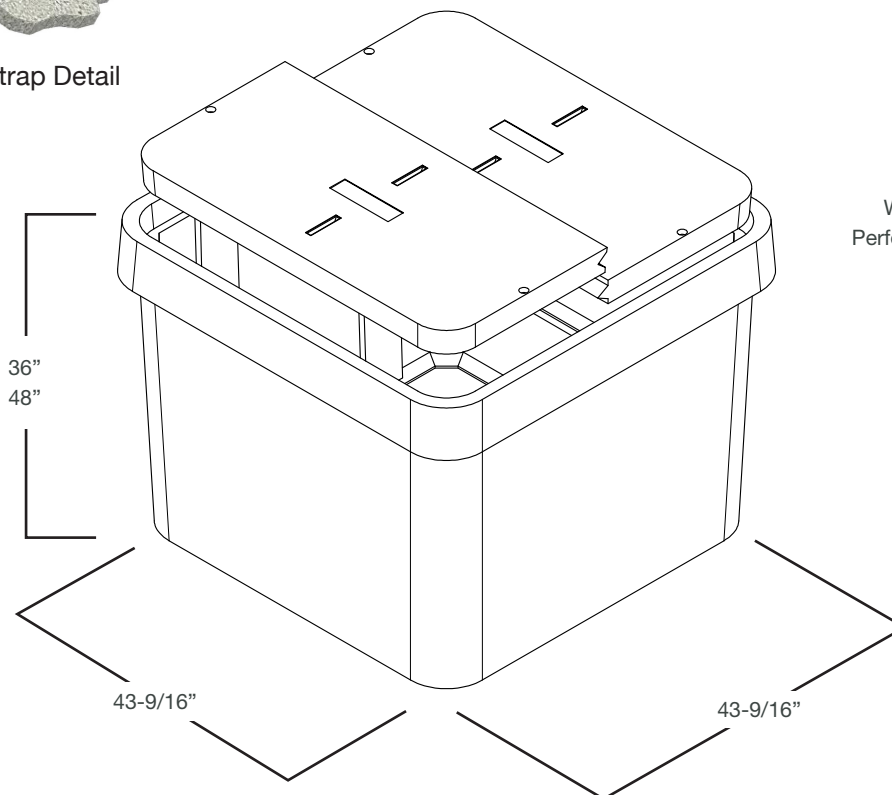


COVER

| | |
|-----------------|---|
| Style: | Flush 2-Piece |
| Material: | Polymer Concrete |
| Model: | 48" x 48" |
| Weight: | Tier 15: 205 lbs. (per half) Tier 22: 320 lbs. (per half) |
| Std. Fasteners: | 1/2-13 Stainless Steel Hex Head Bolt, Washer and Floating Nut |
| Options: | Logos and Special Markings |
| Surface: | Slip Resistant |
| Performance: | ANSI/SCTE-77, Tier 15 or Tier 22* |



Lifting Strap Detail



BODY

| | |
|--------------|--|
| Material: | Polymer Concrete |
| Model: | 48" x 48" |
| Weight: | 36" Depth: 156 lbs. 48" Depth: 219 lbs. |
| Wall Type: | Straight |
| Performance: | ANSI/SCTE-77 Tier 22 |



Medium Duty:
Incidental,
Non-deliberate Traffic



Heavy Duty: Incidental,
Non-deliberate Traffic

For use in non-vehicular traffic situations only.

Actual load rating is determined by the box and cover combination.

Weights and dimensions may vary slightly.

Tier 22 cover comes with cross brace.

Based upon lid and body combination, this unit can be Tier 15 or Tier 22.

* T22 rating when paired with T22 polymer concrete lid.

Cover comes standard with permanent markings for manufacturer, load rating, model size and manufacturing location.

Revision 2/2018

©2018 Oldcastle, Inc.

OPTIONS

AVAILABLE POLYMER COVER:

Flush Solid

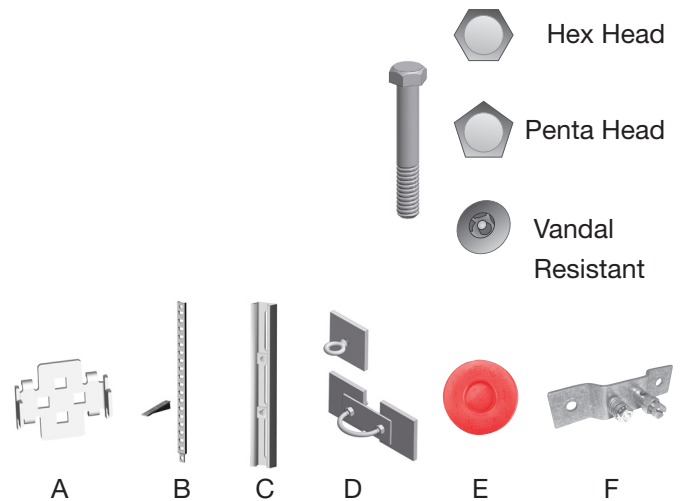
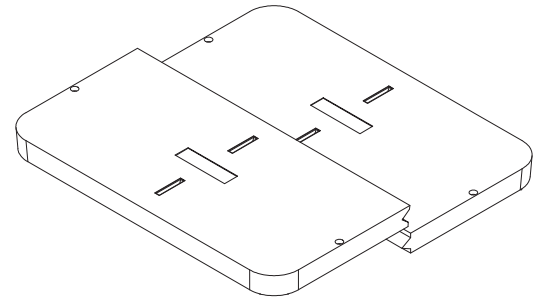
FASTENER OPTIONS FOR POLYMER COVERS:

Penta Head Bolt
Oldcastle Enclosures Vandal Resistant Bolt
Penta Coil Thread Bolt
Captive Bolt Retainer

ADD ON OPTIONS:

EMS Marker (E)
Mouseholes/Knockouts
Rack Mount (A)
Cable Racks/Cable Arms (B)
Unistrut (C)
Pulling Eye - 1,000 lb and 3,000 lb (D)
Ground Buss (F)
Dividers
Racking Provision
Lid Gaskets*
Solid Bottom
Custom Marking Plate (Polymer)

*Lid Gaskets inhibit water flow into the box, they do not make enclosure fully waterproof.



**PRODUCT
LOAD RATING**



Medium Duty: Incidental, Non-deliberate traffic

For use in non-vehicular traffic situations only. Actual load rating is determined by the box and cover combination.



Heavy Duty: Incidental, Non-deliberate traffic

For use in non-vehicular traffic situations only. Actual load rating is determined by the box and cover combination.

NOTES

Actual load rating is determined by the box and cover combination.
Weights and dimensions may vary slightly