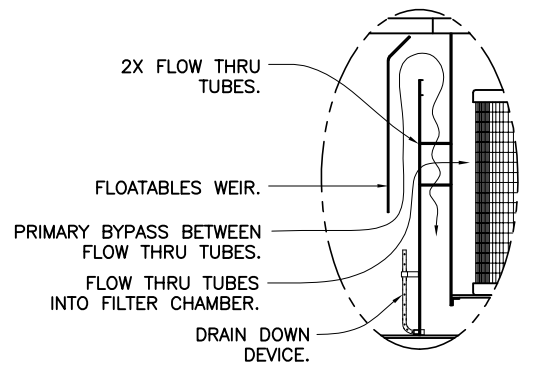
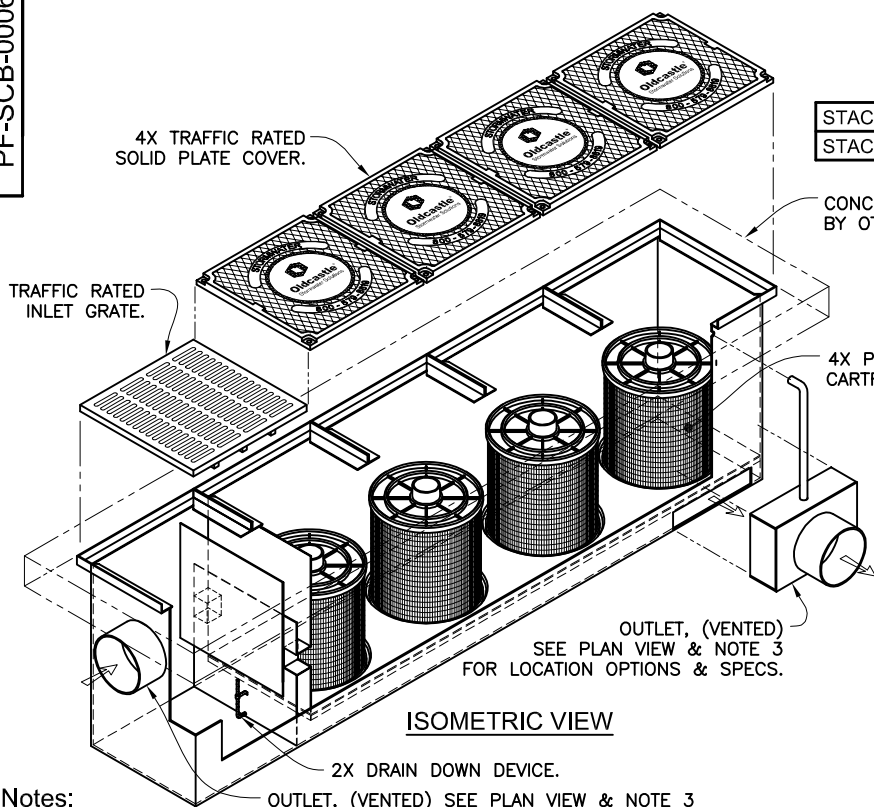
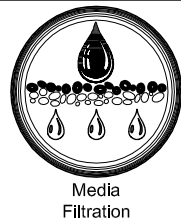
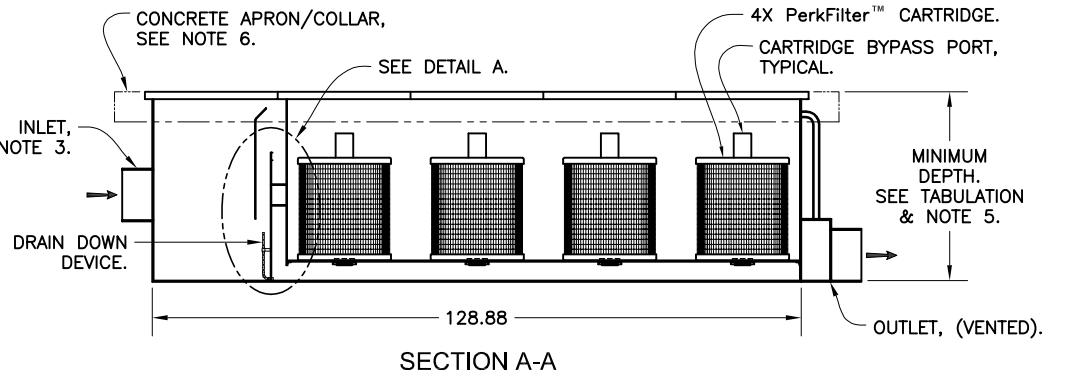
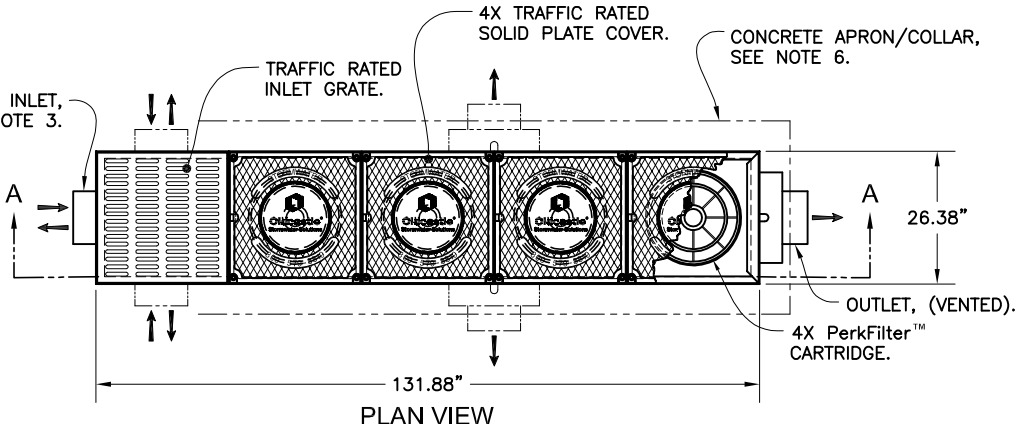


	CARTRIDGE SIZE	TREATMENT FLOW RATE GPM / CFS	TOTAL FLOW CAPACITY CFS	MINIMUM DEPTH (FEET)
	12.00"	48 / 0.11	1.4	1.80
	18.00"	72 / 0.16	1.4	2.34
STACKED	12.00" + 12.00"	96 / 0.21	1.4	3.08
STACKED	18.00" + 12.00"	120 / 0.27	1.4	3.67



Notes:  
 OUTLET, (VENTED) SEE PLAN VIEW & NOTE 3 FOR LOCATION OPTIONS & SPECS.

1. All steel utilized in fabrication and shall be 1/4" plate per ASTM A36.
2. PerkoFilter™ Catch basin shall be supplied with traffic rated (H20) bicycle-proof grates and solid plate cover.
3. Inlet pipe(s) may enter device on any of three sides of the inlet chamber. Outlet pipe may exit on any of all four sides. All pipe is Ø 12" maximum
4. Inlet chamber shall be supplied with a DRAIN DOWN device designed to remove standing water between storm events..
5. For depths less than the specified minimum contact Oldcastle® Stormwater Solutions for engineering assistance.
6. Field poured Concrete Apron / Collar required, by others. Refer to PF-SCB-1000 for recommended configuration.
7. Perk Filter™ cartridge shall be maintained in accordance with manufacturer recommendations.



**PerkoFilter™**  
 Steel Catch Basin  
 Four Cartridge  
 (End Grate Configuration)



**Oldcastle®**  
 Stormwater Solutions

7921 Southpark Plaza, Suite 200 | Littleton, CO | 80120 | Ph: 800.579.8819 | oldcastlestormwater.com  
 THIS DOCUMENT IS THE PROPERTY OF OLDCASTLE PRECAST, INC. IT IS SUBMITTED FOR REFERENCE PURPOSES ONLY AND SHALL NOT BE USED IN ANY WAY INJURIOUS TO THE INTERESTS OF SAID COMPANY. COPYRIGHT © 2016 OLDCASTLE PRECAST, INC. ALL RIGHTS RESERVED.

DRAWING NO. PF-SCB-0006	REV NR	ECO ECO-0143 NEW	DATE JPR 12/2/16	SHEET 1 OF 1
----------------------------	-----------	------------------------	---------------------	--------------