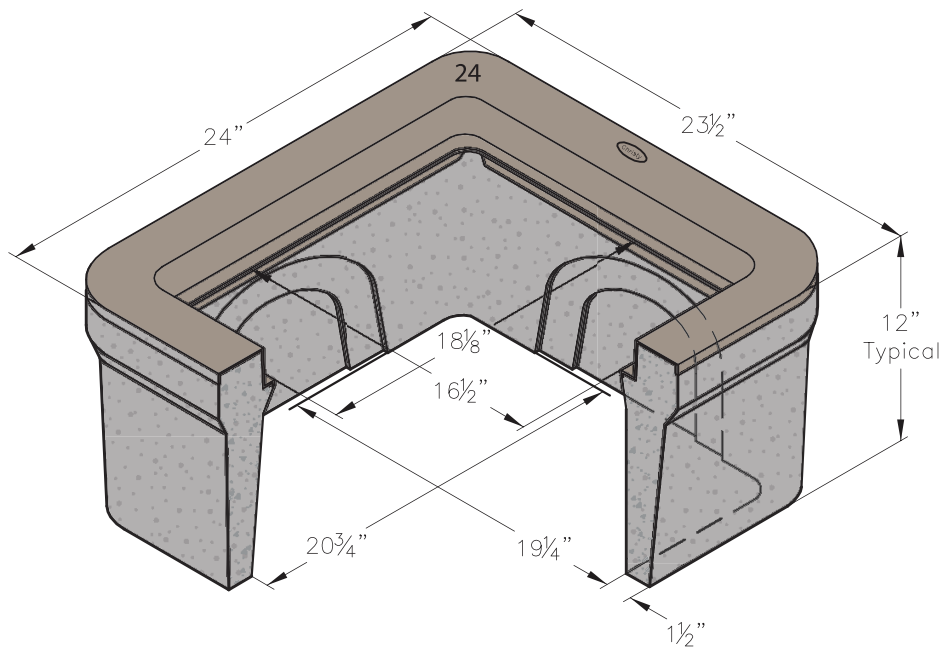
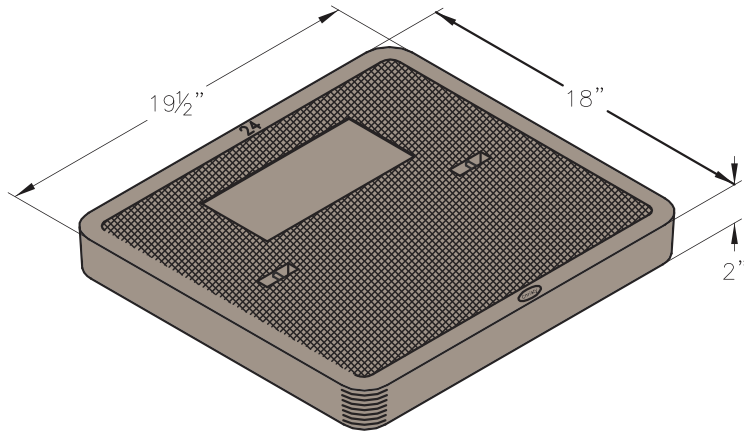


## B24



### COVER:

Style:	Flush
Material:	Reinforced Concrete
Model:	18" x 19"
Weight:	52 lbs
Options:	Special Markings
Surface:	Skid Resistant & Marked*
Coefficient of Friction:	>0.6 ASTM 1028
Performance:	ASTM C 857, WUC 3.6

### BODY:

Material:	Reinforced Concrete with Composite Cap
Model:	24" x 24"
Weight:	126 lbs
Wall Type:	Straight
Mouseholes:	0 - 2
Performance:	ASTM C 857, WUC 3.6

### EXTENSION:

Material:	Reinforced Concrete
Depth:	12"
Weight:	164 lbs



Light Duty:  
Pedestrian Only

\*Cover comes standard with permanent markings for manufacturer, load rating, model size and manufacturing location.

Contact your Oldcastle Enclosure Solutions Distribution Center for specific information and additional options.

Actual load rating is determined by the box and cover combination.  
Weights and dimensions may vary slightly.  
Rev 10/2016 ©2016 Oldcastle, Inc.

877-250-5139

[oldcastleprecast.com/enclosuresolutions](http://oldcastleprecast.com/enclosuresolutions)

## B24

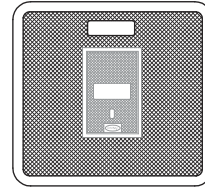
### Options:

#### Concrete Covers:

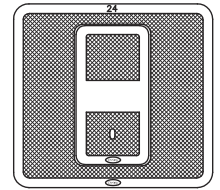
Flush Solid  
Flush with CI Reader Door  
Flush with Concrete Reader Lid

#### Steel Checker Plate Covers:


Flush Solid  
Flush with 10" Round Reader Door  
Galvanizing Available




Concrete  
with CI Reader



Concrete with  
Concrete Reader



Steel  
with Reader



Steel

### Product Load Rating:



Light Duty : Pedestrian Only

### Note:

Actual load rating is determined by the box and cover combination. Weights and dimensions may vary slightly.  
All information contained on this sheet is current at the time of printing.  
Oldcastle Precast, Inc. reserves the right to discontinue or update product information without notice.



Rev 10/2016 ©2016 Oldcastle, Inc.

877-250-5139

[oldcastleprecast.com/enclosuresolutions](http://oldcastleprecast.com/enclosuresolutions)