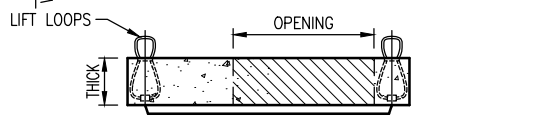


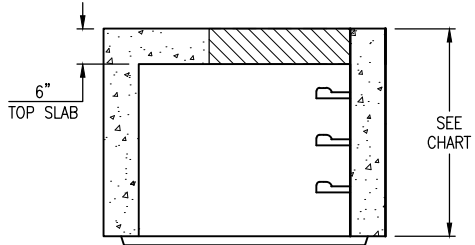
TOP SLAB

THICKNESS	WEIGHT (lbs)
6"	1,120
8"	1,437



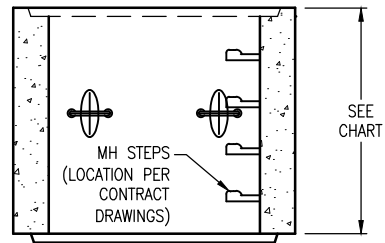
RETURN TOP

HEIGHT	WEIGHT (lbs)
1.5'	1,923
2.5'	2,848
3.5'	3,773
4.5'	4,698
5.5'	5,623



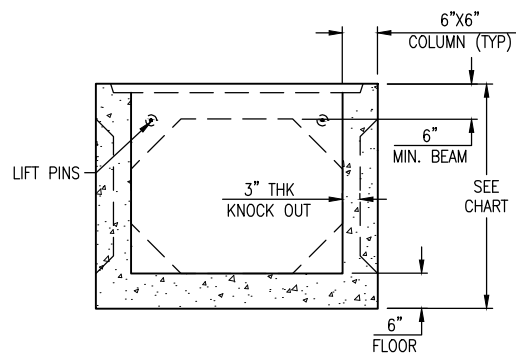
RISER SECTION

HEIGHT	WEIGHT (lbs)
0.67'	629
1.33'	1,240
2.67'	2,479
4.00'	3,710
5.00'	4,635



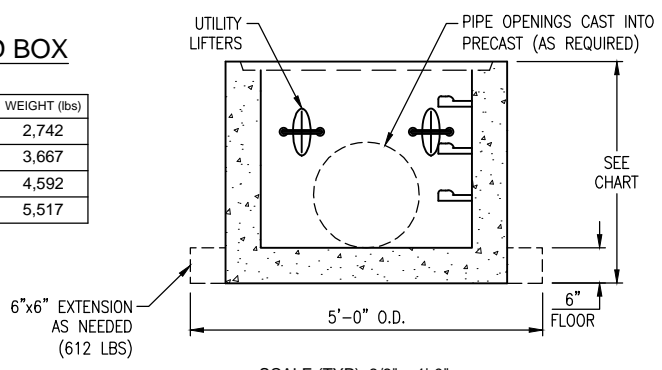
WAFFLE BOX

HEIGHT	WEIGHT (lbs)
2.5'	2,423
3.5'	2,998
4.5'	3,573
5.5'	4,148



SOLID BOX

HEIGHT	WEIGHT (lbs)
2.5'	2,742
3.5'	3,667
4.5'	4,592
5.5'	5,517



SCALE (TYP): 3/8" = 1'-0"

GENERAL DESIGN NOTES:

- STRENGTH DESIGN METHOD IN ACCORDANCE WITH (I.A.W.) ACI 318.
- APPLICABLE DESIGN DOCUMENTS (CURRENT EDITIONS):
 - NCDOT STANDARD DRAWING # 840.45 (WAFFLE/NON - TRAFFIC RATED) OR # 840.46(SOLID / TRAFFIC RATED).
 - ACI 318 BUILDING CODE REQUIREMENTS FOR STRUCTURAL CONCRETE (MAIN DESIGN SPECIFICATION).
 - ASTM C890 STANDARD PRACTICE FOR MINIMUM STRUCTURAL LOADING FOR MONOLITHIC OR SECTIONAL PRECAST CONCRETE WATER AND WASTEWATER STRUCTURES (LOADING SPECIFICATION).
 - ASTM C913 STANDARD SPECIFICATION FOR PRECAST CONCRETE & WATER & WASTEWATER STRUCTURES.
- MAX DEPTH TO INVERT OF PRECAST (I.E. FLOOR) = 15' FOR SOLID BASE & 10' FOR WAFFLE BASE.
- GWT ASSUMED BELOW INVERT OF PRECAST.
- LATERAL DESIGN PRESSURES (AS APPLICABLE TO DESIGN):
 - EQUIV DRY SOIL FLUID PRESSURE = 47 PCF.
 - EQUIV SATURATED SOIL FLUID PRESSURE = 85 PCF.
 - LIVE LOAD SURCHARGE = 80 PSF.
- DESIGN CONCRETE COMPRESSIVE STRENGTH AT 28 DAYS = 4,000 PSI (MIN).
- REINFORCEMENT:
 - CARBON-STEEL DEFORMED BARS: ASTM A615, fy = 60KSI (MIN).
 - WELDED WIRE REINFORCEMENT (DEFORMED): ASTM A1064 fy = 70 KSI (MIN).
- COPOLYMER POLY PROPYLENE STEEL REINFORCED STEPS I.A.W ASTM C478 SPACED 16" O.C.
- PRECAST BASE AND RISER SECTIONS MAY BE USED FOR THE FOLLOWING DOT STANDARDS AS NOTED ON NCDOT STANDARD DRAWING:
 - WAFFLE BOX (NCDOT#840.45): 840.01, 840.20, 8940.04, 840.05, 840.11, 840.12, 840.14, 840.15, 840.17, 840.18, 840.19, 840.26, 840.27, 840.28, 840.28, 840.31, 840.32 & 840.41.
 - SOLID BOX (NCDOT #840.46): 840.04, 840.05, 840.14, 840.31, 840.32, 840.34, 840.35, 840.36, & 840.41.
 - MIN 4" BEAM FOR OPENINGS IN WALL & 6" BEAM FOR CORNER HOLES PER NC DOT.
- LIFT LOOPS, PINS OR UTILITY ANCHORS PROVIDED FOR HANDLING. CONTRACTOR SHALL BE RESPONSIBLE FOR FOLLOWING OLDCASTLE PRECAST, INC. LIFTING INSTRUCTIONS AS SHOWN ON BACK OF SHIPPING TICKET.



THIS MUST BE FILLED OUT BEFORE MANUFACTURING BEGINS

APPROVED W/ NO EXCEPTIONS TAKEN:

APPROVED AS NOTED:

REVISED AND RESUBMIT:

SIGNATURE _____ DATE _____



THIS DOCUMENT IS THE PROPERTY OF OLDCASTLE PRECAST, INC. IT IS CONFIDENTIAL, SUBMITTED FOR REFERENCE PURPOSES ONLY, AND SHALL NOT BE USED IN ANY WAY INJURIOUS TO THE INTERESTS OF, OR WITHOUT THE WRITTEN PERMISSION OF OLDCASTLE PRECAST, INC. COPYRIGHT © 2017 OLDCASTLE PRECAST, INC. ALL RIGHTS RESERVED

26"x36" DRAINAGE BOX
SUBMITTAL LAYOUT

CUSTOMER _____

DATE	SALES	DRAWN	ENGINEER	CHECKED	SALES ORDER
07/31/17		PPS			
DRAWING NUMBER 26x36 DRAINAGE BOXES				REVISION REV DATE	SHEET 1 OF 1