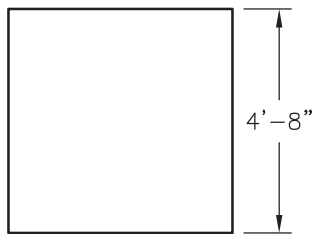
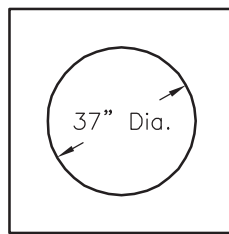


OPTIONAL COVERS


(For Other Available Covers See Covers Section)



**SOLID CONCRETE
NO. 55-S**
1,850 lbs.



**CONCRETE W / HOLE
NO. 55-37C**
1,180 lbs.



**LOCKING STEEL COVER
NO. 55-4242**
1,150 lbs.