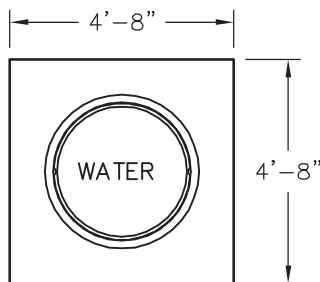
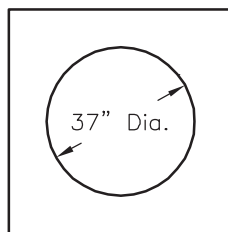


OPTIONAL COVERS


(For other available covers see Covers section)



Solid Concrete
No. 55-32CI
1850 lbs.



Concrete w/Hole
No. 55-37C
1180 lbs.



Locking Steel Cover
No. 55-4242
950 lbs.