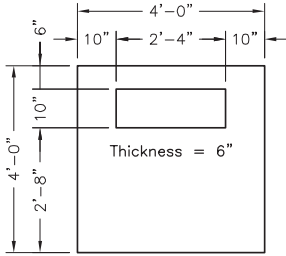


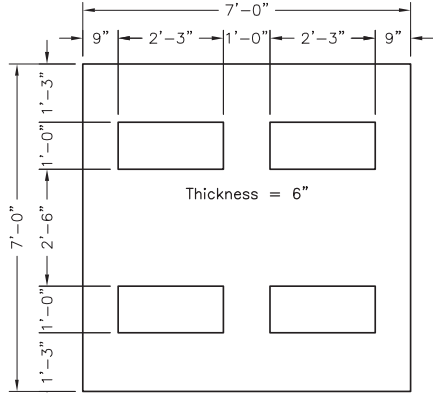
EQUIPMENT PADS



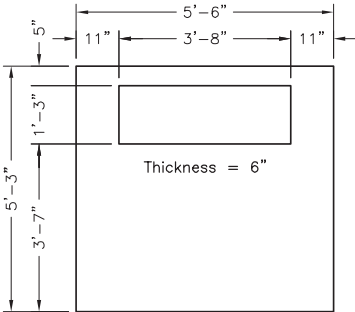
City of Mesa Padmounts
Model: MESA PADS



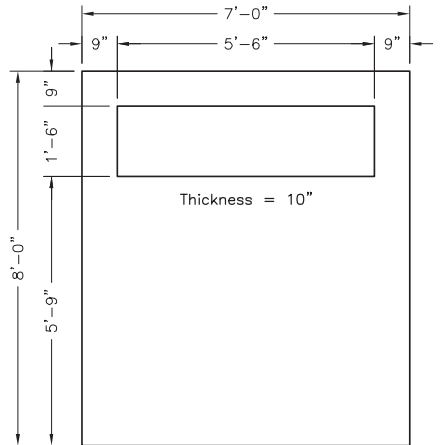
48 x 48
U-2027
 1,060 Lbs.



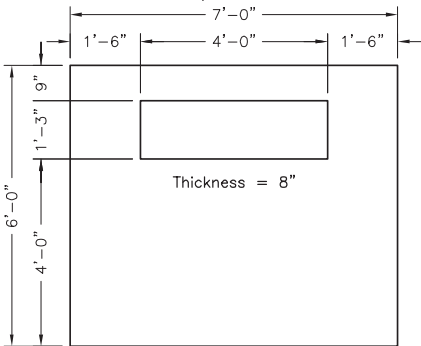
84 x 84
U-2036
 3,000 Lbs.



63 x 66
U-2022
 1,830 Lbs.



84 x 96
U-2012
 5,950 Lbs.



72 x 84
U-2011
 3,720 Lbs.