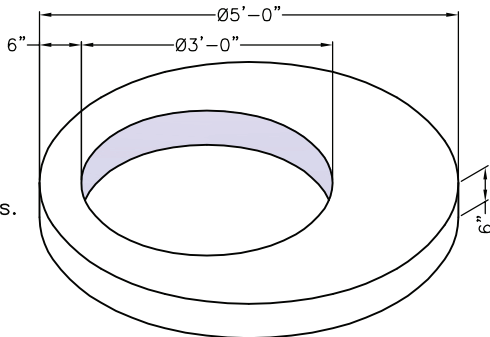
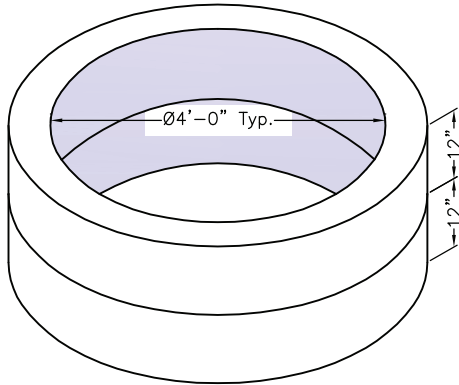


LID

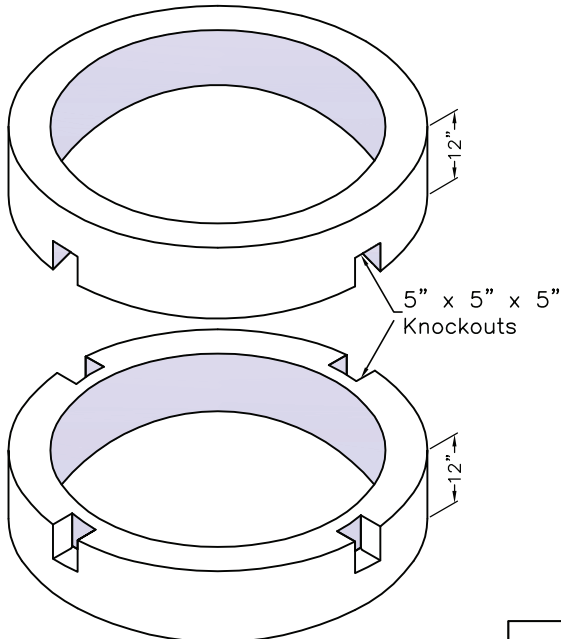
Weight = 940 lbs.


RISER #1

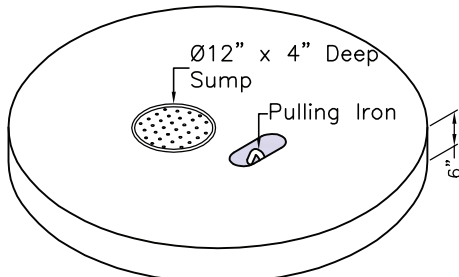
Weight = 1,060 lbs.


RISER #2


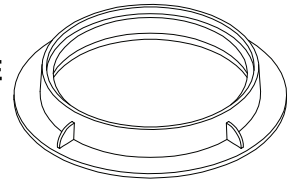
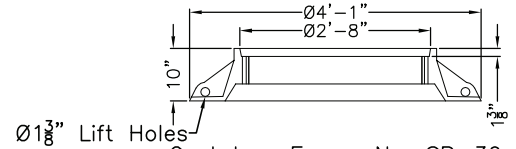
Weight = 1,020 lbs.

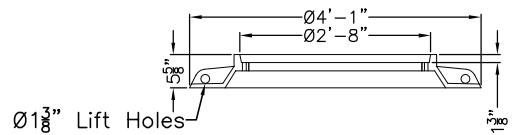

SLAB

Weight = 1,140 lbs.



NOTE:
 Additional Riser Rings Available Upon Request
 Maximum Stack Height = 12'-0"

CAST IRON COVER

CAST IRON FRAME

FRAME OPTIONS

 Cast Iron Frame No. SB-30
 Weight With Cover = 760 lbs.

A-1380 Frame Elevation View

 Cast Iron Frame No. SB-30
 Weight With Cover = 685 lbs.

A-1381 Frame Elevation View
Handholes Kit Components

Item Code	Quantity	Description	Weight
7105600	1	Ø30" Ring & Cover	355 lbs.
1830200	1	Handhole Lid	992 lbs.
1830300	2	Riser #1	1,080 lbs. (ea.)
1830400	2	Riser #2	1,030 lbs. (ea.)
1830500	1	Handhole Slab	1,740 lbs.
8503540	1 Roll	1" Conseal	N/A