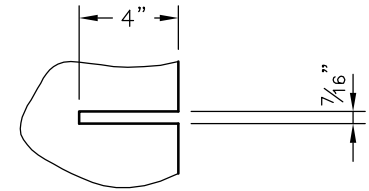
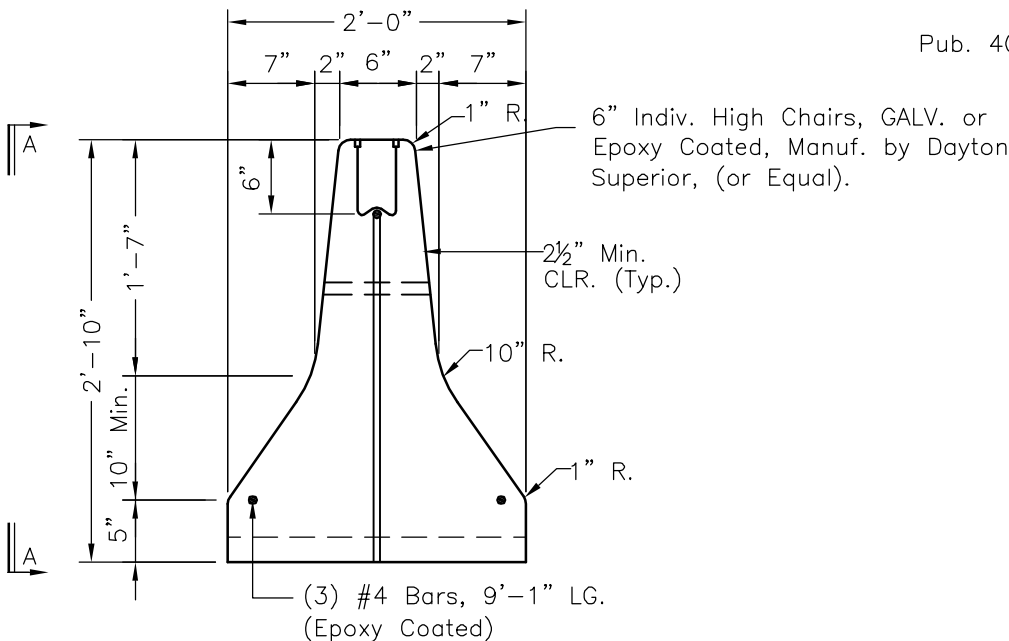
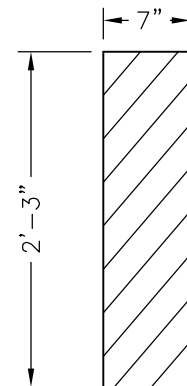

**PROFILE A-A**

**SLOT DETAIL**
 $3" = 1'-0"$ 
**Notes:**

1. Class AA Concrete  $f'c = 3750$  P.S.I. Minimum Strength @ 28 Days
2. Steel Reinforcement - ASTM A-615, Grade 60
3. All Material in accordance with Publication 408 Section 714


**END VIEW**
 $34" \text{ Permanent Median Barrier}$   
 $1 \frac{1}{2}" = 1'-0"$ 

7" x 27" x 5/16" ASTM A36 Steel Plate.  
Galvanize in Accordance with  
Pub. 408 Spec., Section 1105.02(s).


**PLATE DETAIL**
 $1 \frac{1}{2}" = 1'-0"$