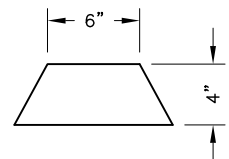
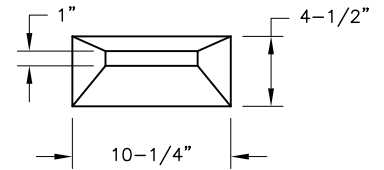
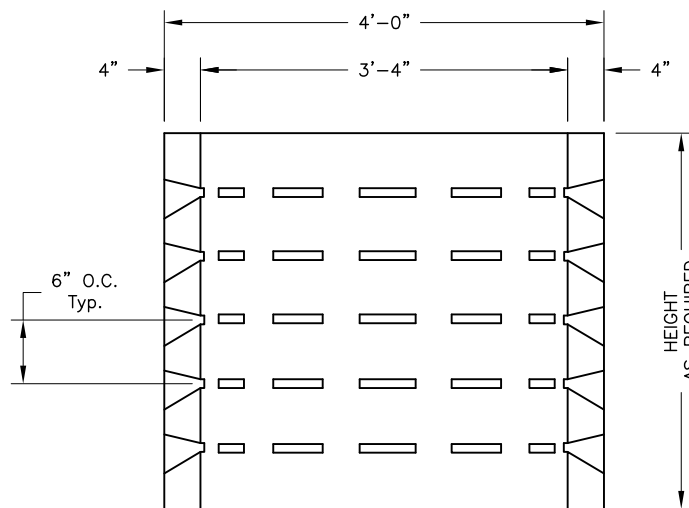

PLAN

LEACHING BLOCK DETAIL

SECTION A-A

SPECIFICATIONS				
RING HEIGHTS	LEACHING AREA	VOLUME C.F.	VOLUME GAL.	APPROX. WEIGHT/LBS.
2'-6"	28.7 S.F.	21.8	163.7	1214
3'-6"	40 S.F.	30.6	230	1700
4'-0"	46 S.F.	35	262	1943

GENERAL NOTES:

1. Concrete: 28 Day Compressive Strength $f_c = 4,000\text{psi}$.
2. Steel Reinforcement: ASTM A-615, Grade 60, ASTM A-185.