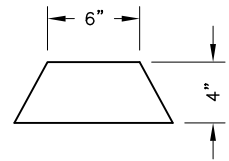
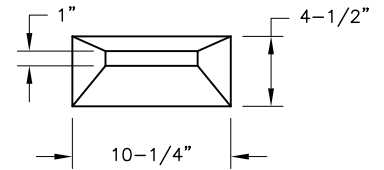
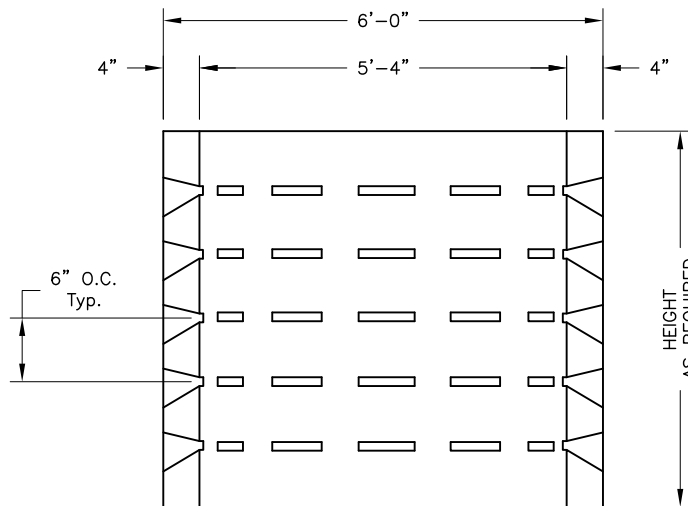

PLAN

LEACHING BLOCK DETAIL

SECTION A-A

| SPECIFICATIONS | | | | |
|----------------|---------------|-------------|-------------|---------------------|
| RING HEIGHTS | LEACHING AREA | VOLUME C.F. | VOLUME GAL. | APPROX. WEIGHT/LBS. |
| 3'-0" | 57 S.F. | 65 | 501 | 1946 |
| 4'-0" | 76 S.F. | 87 | 668 | 2595 |
| 4'-6" | 85.5 S.F. | 97.8 | 751.5 | 2919 |

GENERAL NOTES:

1. Concrete: 28 Day Compressive Strength $f_c = 4,000\text{psi}$.
2. Steel Reinforcement: ASTM A-615, Grade 60, ASTM A-185.