


# MUNICIPAL WATER PRODUCTS

2018 CATALOG





# UNDERSTANDING OUR PRODUCT BRANDS

---



## CARSON®



### A NAME YOU TRUST. DURABILITY YOU EXPECT.

Carson® high-density polyethylene (HDPE) enclosures deliver reliable, chemical and water resistant performance and install with ease. The Carson® brand offers a wide variety of sizes and is preferred and specified by industry professionals nationwide. You can depend on the trusted Carson® brand, delivering reliable hand holes, valve boxes, meter boxes and vaults for nearly 50 years.



## CHRISTY®



### RELIABLE AND COST-EFFECTIVE.

Christy® concrete enclosures deliver reliable, cost-effective performance. The Christy® brand offers a wide variety of sizes making it the preferred choice for many applications. You can depend on the trusted Christy® brand, delivering reliable hand holes, valve boxes, meter boxes and vaults to the utility market for over 40 years.



## OLDCASTLE FRP



### STRENGTH AND DURABILITY, CAREFULLY CRAFTED.

The Oldcastle FRP family of enclosures are produced in a unique hybrid process bonding strong, polymer concrete rings with high-impact resistant fiberglass sidewalls, forming a monolithic body. Paired with polymer concrete lid, select units are suitable for light or heavy incidental traffic. Specifiers can meet expected load ratings while installers can handle and modify with ease.



# UNDERSTANDING OUR PRODUCT BRANDS



## FIBRELYTE®



### STRONG AND EASY TO HANDLE.

Fibrelyte® manufactured from an exclusive composite formulation of polyester resin, fiberglass and calcium carbonate yields lightweight, high strength enclosures. This proprietary composite material is stronger, easier to handle and much lighter than concrete, saving both time and money during installation, service work and transportation.



## CARSON® HEAVYWALL



### CUSTOMIZABLE AND AMR FRIENDLY.

Carson® Heavywall meter boxes are a lightweight alternative to concrete. Made using our Structural foam molding process and designed to exceed 20,000 lb. vertical load (20k); these boxes also providing the Best in Class lateral load rating of any plastic box on the market today. Extra wide shoulders beneath the lid seat as well as increased footer on the bottom provide the largest amount of anti-setting surface area of any meter box on the market today.



## OLDCASTLE POLYMER *(formerly H-Series™)*



### DURABILITY DELIVERED THROUGH INNOVATION.

Oldcastle Polymer (formerly H-series) enclosures deliver strength and durability like traditional concrete, but at a fraction of the weight. The Oldcastle Polymer (formerly H-series) brand offers a broad range of sizes and configurations to meet your needs. These enclosures provide medium to heavy duty solutions for vaults, splice boxes and meter boxes ideal for any industry – municipal water, telecommunications, and other commercial and industrial applications.



## SYNERTECH®



### EXCEPTIONAL STRENGTH AND DURABILITY.

Our SYNERTECH® brand of DUO MOLD® polymer boxes combine the exceptional strength and durability of High Density Polymer Concrete with the tough and lightweight qualities of Sheet Molding Compound to create exceptional equipment enclosures. Combining the two patented materials with a patented manufacturing process, our SYNERTECH® products represent the toughest and lightest underground enclosures on the market today. Sizes range from 11x18x12 to 36x60x72 with SCTE Tier 15 performance load rating.



# SELECTING THE RIGHT PRODUCT AND ACCESSORIES

---

## CHOOSE YOUR SIZE AND BRAND

A wide variety of sizes are offered in round, square, and rectangular configurations. Choose the size and brand that best fits your need.

## KNOW YOUR REQUIRED PERFORMANCE LEVEL

Our bodies and lids are rated for performance. Look for the load rating that matches your project application.



## SELECT A LID STYLE AND MARKING

Lids are available in a variety of materials and colors. Some are available with specialty markings, marking plates, and special locking options.


## CHOOSE ACCESSORIES, HARDWARE, AND OTHER OPTIONS

Hardware & other additional items can be found for our enclosures in the back of this booklet.

---

## PRODUCT AVAILABILITY

Oldcastle Enclosure Solutions divides products into two availability groups: Quick Ship and Made to Order.

The Oldcastle Enclosure Solutions Quick Ship Program is designed to provide customers with some of our most popular items quickly, supporting projects with tight schedules. Our Quick Ship items can be easily identified in this document by locating the items with this truck  next to them. Items that are identified as Quick Ship will be shipped from an Oldcastle facility within 3 business days.

Made to Order items are identified as all items that do not have the Quick Ship icon next to them. The lead time for these items can be obtained by reaching out to our customer service team.

## ADDITIONAL INFORMATION

For Christy Brand and Fibrelyte Brand products, please see the latest Oldcastle Enclosure Solutions Christy Products Catalog.

For more detailed information on a product, see the individual specification sheet located in the Oldcastle Enclosure Solutions Catalog Binder or online at [oldcastleenclosures.com](http://oldcastleenclosures.com)



# PERFORMANCE LEVEL AND LOAD RATINGS



## LIGHT DUTY: PEDESTRIAN / GREENBELT APPLICATIONS

Pedestrian	-	-	300 lb/ft	-	ASTM C 857	A-0.3
Pedestrian	-	-	-	3000 lbf	ANSI/SCTE 77	Light Duty, Pedestrian
Pedestrian	-	-	850 lb	2200 lb	Telcordia GR-902	Greenway
Passenger Vehicle	6000	2400	2000lbf	4340 lbf	WUC, Guide 3.6	Ped.Greenway

## MEDIUM DUTY: ANSI/SCTE TIER 5, 8, AND 15

Light Duty Truck up to Class 3	1400	5600	5000	7500	ANSI/SCTE 77	Tier 5
			8000	12000	Telcordia GR-902	Tier 8
			3900	10400		Pedestrian/Light Duty Incidental
Medium Duty Truck up to Class 5	19500	7800	7800	20800	Telcordia GR-902	Non-Continuous Traffic
			8000	17360	ASTM C 857	A-8
			8000	17360	WUC, Guide 3.6	Non-Continuous Traffic
Medium Duty Truck up to Class 7	33000	13200	15000	22500	ANSI/SCTE 77	Tier 15

## HEAVY DUTY: ANSI/SCTE TIER 22

Heavy Duty Truck up to Class 8	40000	16000	16000	34720	ASTM C 857	A-16
			22500	33750	ANSI/SCTE 77	Tier 22
			16000	16000	WUC, Guide 3.6	In shoulder or parking area outside traffic lane

## TRAFFIC RATED: AASHTO H20\*

Vehicles up to Class 8	40000	16000	16000	34720	ASTM C 857	A-16
------------------------	-------	-------	-------	-------	------------	------

*\*Units must include a steel frame and steel cover.*

*Load Ratings are determined by the lowest component rating*

The Rural Utility Service (RUS) is a department of the US Department of Agriculture organized to facilitate rural developments. You will find Oldcastle Enclosure Solutions brand Enclosures listed by the RUS. Please reference brand specific product data sheets for additional clarifications. All Oldcastle Enclosure Solutions brand Enclosures conform to the RUS "Tamper Resistant" fastener design for buried pedestals found listed by code and group.

The "Test Load" term is used in ANSI/SCTE 77-2010 to designate the minimum load that an Enclosure must be able to sustain to qualify for a particular performance rating. The term is synonymous with (minimum) Failure Load. It should be noted that within the ANSI/SCTE 77-2010 specification, the "Test Load" is 1.5 x the Design Load. Some specification and Operating Companies select a higher multiple or Safety Factor for Proof of Design Load.



# PRODUCT MATRIX BY BRAND

Select the appropriate size and shape for your application from our list of available products in each brand.

Brand	Material	Model	Size (LxW)	Shape	Wall Type	Depths	Design Load	Rating
<b>CARSON®</b>	HDPE	510	5" Dia	○	Flared ▤	9"	300 lb/ft²	Ped
		708	6" Dia	○		9"		
		809	7" Dia	○		9"		
		0011	10" Dia	○		10"		
		910	10" Dia	○		10" 18" 20" 36"		
		2200	12" Dia	○		15" 18" 21" 30" 36"		
		1012	10" x 12"	□		6" 10" 16"		
		1015	10" x 15"	□		6" 12"		
		1220	12" x 20"	□		6" 12" 18" 24"		
		1324	13" x 24"	□		12" 15" 24" 30"		
		1419	14" x 19"	□		6" 12" 24"		
		0012	14" x 20"	□		6" 12" 18"		
		1730	17" x 30"	□		12" 15" 18" 24" 36" 48"		
		2436	24" x 36"	□		18" 24" 30" 36" 42" 48" *		
<b>CHRISTY®</b>	Concrete	F08	8" Dia	○	Straight	12"	300 lb/ft²	Ped
		B03	9" x 14"	□		12"		
		B09	10" x 15"	□		12" 24" 36" 48" 60"		
		B12	12" x 18"	□		12" 24" 36" 48" 60"		
		B16	11" x 21"	□		12" 24" 36" 48" 60"		
		B24	18" x 19"	□		12" 24" 36" 48" 60"		
		N30	13" x 24"	□		12"		
		N36	17" x 30"	□		12"		
		N40	22" x 35"	□		12" 24" 36" 48" 60"		
B65	15" x 27"	□	12" 24" 36" 48" 60"					
<b>CARSON®</b>	HDPE with Polymer Concrete Cover	1324	13" x 24"	□	Flared ▤	12" 14" 15" 17"	8,000 lbf	Tier 8
		1730	17" x 30"	□		12" 15" 18" 24" 36"		
		2424	24" x 24"	□		18" 24" 30" 36" 42" 48" *		
		2436	24" x 36"	□		18" 24" 30" 36" 42" 48" *		
		2448	24" x 48"	□		18" 24" 30" 36" 42" 48" *		
		2460	24" x 60"	□		18" 24" 30" 36" 42" 48" *		
		3636	36" x 36"	□		18" 24" 30" 36" 42" 48" *		
		3648	36" x 48"	□		18" 24" 30" 36" 42" 48" *		
3660	36" x 60"	□	18" 24" 30" 36" 42" 48" *					
<b>FIBRELYTE®</b>	Composite	FL08	9" Dia	○	Straight	12" 18" 20" 24" 30"	8,000 lbf	Tier 8
		FL09	10" x 15"	□	Flared ▤	12"		
		FL12	11" x 18"	□	Straight	12"		
		FL30	13" x 24"	□	Flared ▤	12" 18" 20" 24"		
		FL36	17" x 30"	□		12" 18" 20" 24"		
<b>OLDCASTLE FRP</b>	Fiberglass Reinforced Polymer w/ Polymer Concrete Ring	1118	11" x 18"	□	Straight	12" 18"	Medium Duty	Tier 15
		1324	13" x 24"	□	Straight/Flared ▤	12" 18" 24"		
		1419	14" x 19"	□	Flared ▤	18" 24"		
		1730	17" x 30"	□	Straight/Flared ▤	12" 18" 24"		
		2424	24" x 24"	□	Straight	24"		
		2436	24" x 36"	□	Straight/Flared ▤	18" 24" 30" 36" 48"		
		3048	30" x 48"	□		18" 24" 30" 36" 48"		
		3060	30" x 60"	□	Straight	30" 36"		
		3660	36" x 60"	□		24" 30" 36"		
		4872	48" x 72"	□		36" 48"		
		4896	48" x 96"	□		48"		
		1000	10" Dia	○	Flared ▤	18"		
		1800	18" Dia	○		36" 48"		
		2200	22" Dia	○		30"		
		2400	24" Dia	○		36"		
		2700	27" Dia	○		36" 48"		
		3900	39" Dia	○		24" 36" 48" 72"		
		5400	54" Dia	○	Straight	36" 46"		
						Medium Duty	Tier 15	
						Lt/Med Duty	T8 / T15	
						Medium Duty	Tier 15	

Blue - Stacked Body Units (Stacked body units are currently not rated.)    Orange - Extension Units

\*Models can be increased by 6" to a height you desire.    \*\*Tier 15 Design Load: 15,000 lbf    Tier 22 Design Load: 22,500 lbf



# PRODUCT MATRIX BY BRAND

Select the appropriate size and shape for your application from our list of available products in each brand.

Brand	Material	Model	Size (LxW)	Shape	Wall Type	Depths	Design Load	Rating
<b>SYNERTECH®</b>	Composite	Duo 11x18	11" x 18"		Straight	12" 18" 24" 30" 36"	15,000 lbf	Tier 15
		Duo 12x12	12" x 12"			12" 18" 24" 30" 36"		
		Duo 13x24	13" x 24"			12" 18" 24" 30" 36" 42"		
		Duo 17x30	17" x 30"			12" 18" 24" 30" 36" 42"		
		Duo 24x36	24" x 36"			18" 24" 36" 42" 48" 60"	22,500 lbf	Tier 22
		Duo 30x48	30" x 48"			18" 24" 36" 42" 48" 60"		
		Duo 36x60	36" x 60"			24" 36" 48" 60" 72"		
<b>OLDCASTLE POLYMER</b> <i>(formerly H-Series™)</i>	Polymer	910	9" Dia		Flared	10"	**	Tier 15 / 22
		1118	11" x 18"		Straight	12" 18" 24"		
		1212	12" x 12"			12" 24" 36"		
		1324	13" x 24"			12" 15" 18" 24" 30"		
		1730	17" x 30"			12" 18" 24" 30" 36"		
		2424	24" x 24"			24" 36" 48" 60"		
		2436	24" x 36"			18" 24" 36" 42"		
		3048	30" x 48"			18" 24" 36" 42" 48"		
		3060	30" x 60"			24" 30" 36" 48"		
		3636	36" x 36"			36" 48" 72" 84" 96"		
		4848	48" x 48"			36" 48" 72" 84" 96"		
<b>CHRISTY®</b>	Concrete	G03	10" Dia			Straight	12"	16,000 lbf
		G04	11" Tri		12"			
		G05	11" Dia		12" 24" 36"			
		G08	11" Dia		12" 24" 36"			
		G12	13" Dia		12"			
		B1017	10" x 17"		12" 24" 36"			
		B1324	13" x 24"		12" 24" 36"			
		B1730	17" x 30"		12" 24" 36"			
		B2436	24" x 36"		12" 24" 36"			
		B3048	30" x 48"		12" 24" 36"			
<b>CARSON®</b>	Polyethylene	0015	15" Dia		Straight	14" 18" 24" 30" 36" 48"	20K	N/A
		0018	18" Dia			14" 18" 24" 30" 36" 48" 60"		
		0020	20" Dia			14" 20" 24" 30" 36" 42" 44" 48" 64" 72"		
		0021	21" Dia			36" 48"		
		0024	24" Dia			18" 24" 30" 36" 48" 55"		
		0030	30" Dia			18" 24" 30" 36" 40" 51"		
		0036	36" Dia			24" 30" 36" 48"		
		0018 Ext	18" Dia			3" 6" 12" 22"		
		0020 Ext	20" Dia			2" 3" 4" 6" 7" 8" 12" 15" 22"		
		0024 Ext	24" Dia			3" 12"		
		0030 Ext	30" Dia			3"		
		0036 Ext	36" Dia			3"		
		1015	10" x 15"			Straight/Flared		
		1118	11" x 18"		Straight/Flared	12" 15" 18" 21" 24" 26"		
		1324	13" x 24"		Straight/Flared	12" 18"		
		1416	14" x 16"		Straight	12"		
		1527	15" x 27"			12" 18" 36"		
		1730	17" x 30"			Straight/Flared	12" 18" 24" 30"	

Blue - Stacked Body Units (Stacked body units are currently not rated.)    Orange - Extension Units

\*Models can be increased by 6" to a height you desire.    \*\*Tier 15 Design Load: 15,000 lbf    Tier 22 Design Load: 22,500 lbf

# LID STYLE AND MARKINGS

**HDPE**



**CONCRETE**



**COMPOSITE**



**POLYMER**



**STEEL**



## STANDARD MARKINGS

Lids are available with standard markings:

Blank/No Mark

Reclaimed Water Do Not Drink

Water

Water Meter

Sewer

Clean Out



## MARKING PLATE

4" x 8" Plate

Standard markings include two lines of one inch text with a max of thirteen characters per line.

Custom markings are available.

Contact Customer Service for detailed information.

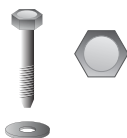


# SECURITY, HARDWARE, AND ACCESSORIES

Enclosures come equipped with standard lid fastening hardware (varies per box type). Standard assembly is shown below.




**🔒 STANDARD HEX HEAD:**  
3/8 - 1/2 Stainless Steel Hex Head Bolt with Washer



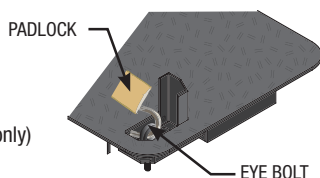
**🔒🔒 DROP-N-LOCK™:**  
Automatic locking system (available on select HDPE covers only)



**🔒 STANDARD PENTA HEAD:**  
3/8 - 1/2 Stainless Penta Head Bolt with Washer



**🔒🔒🔒 PADLOCK & EYE:**  
Eye bolt and padlock (available on steel covers only)



**🔒🔒🔒 VANDAL PROOF:**  
Oldcastle Enclosures Vandal Proof bolt with specialty key.



## Security Level

## Typical Tool

- |                     |  |
|---------------------|--|
| <b>🔒 Low</b>        | Fingers, Car Key, Pen Knife              |
| <b>🔒🔒 Medium</b>    | Screwdriver, Hammer, Hacksaw, Pliers     |
| <b>🔒🔒🔒 High</b>     | Power Tools, Crowbar, Wedge, Hammer      |
| <b>🔒🔒🔒🔒 Extreme</b> | Sledge Hammer, Disc Grinder, Bolt Cutter |

A. Rack Mount

B. Cable Racks/ Cable Arms

C. Unistrut

D. Pulling Eye - 1,000 lb. and 3,000 lb

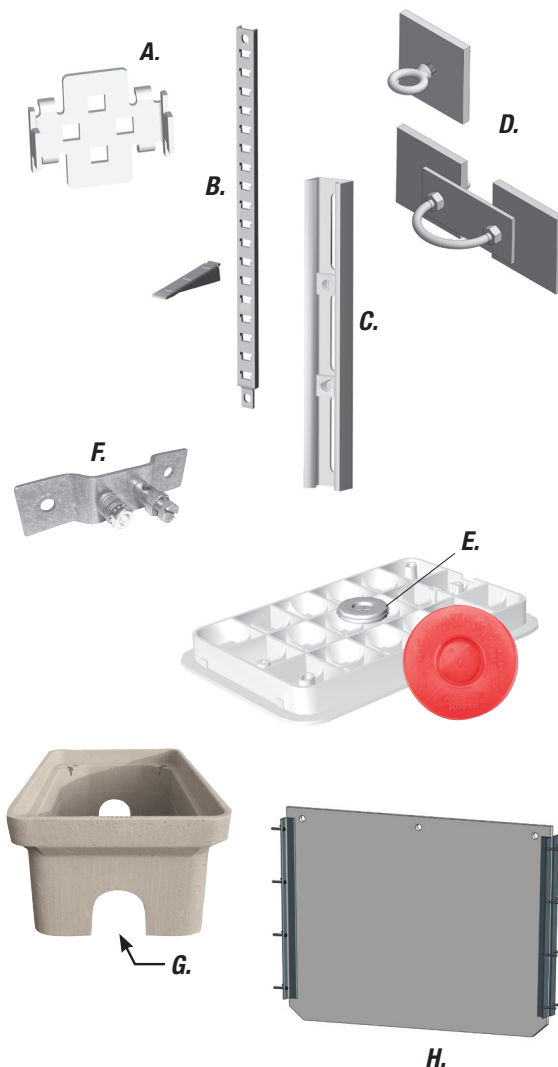
E. Electronic Marker

F. Ground Buss

G. Mouseholes / Circular Holes


H. Dividers

I. Solid Bottom (Oldcastle Polymer (formerly H-series) and Synertech)

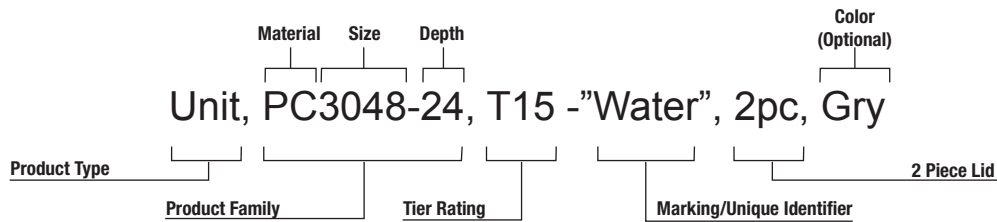


# UNDERSTANDING OUR PRODUCT GUIDE

## CARSON PRODUCTS: SKU FORMAT AND DESCRIPTION FORMAT



## OLDCASTLE POLYMER\* & SYNERTECH: DESCRIPTION FORMAT



## CARSON ABBREVIATIONS

Abbreviation	Description	Refers to:
HP	HDPE Body Polymer Ring & Cover	Product Material
HPC	Plastic Body Polymer Concrete Cover	
HLPC	Plastic Body Light Weight Polymer Concrete Cover	
PC	Polymer Concrete	
PPC	Polymer Concrete Body Polymer Concrete Cover	
PSC	Polymer Concrete Body Steel Cover	
Blk	Black	Product Color
Blk-Grn	Black Body Green Cover	
Grn	Green	
Gry	Gray	
Pur	Purple	
Tan	Tan	
Blank	Blank	Marking
Elec	Electric	
ICV	Irrigation Control Valve	
Swr	Sewer	
Wtr	Water	
Wtr Mtr	Water Meter	
RW	Reclaimed Water	
RWDND ES	Reclaimed Water Do Not Drink English & Spanish	

Abbreviation	Description	Refers to:
CHBlt	Captive Hex Bolt	Hardware Type
CLPnta	Captive Large Penta Bolt	
Cpnta	Captive Penta Bolt	
Dlock	Dallas Lock	
Fick	Fargo Lock	
FtnNut	Floating Nut	
HBlt	Hex Bolt	
Hnut	Hex Nut	
Bnut	Brass Nut	
LBlt	L Bolt	
Lpnta	Large Penta Bolt	Cover Type/Options
CI T Cover	Cast Iron T Cover	
Cast Iron Rdr	Cast Iron Reader	
Fish Cvr	Flush Cover	
Plastic Rdr	Plastic Reader	
Plt Mkr	Plate Marker	
Rnd Plt	Round Plate	
T Cov	T Cover	
EMS	E Marker	
TRH	Touch Read Hole	
MsHl	Mouse Hole	

## OLDCASTLE POLYMER\* ABBREVIATIONS

Abbreviation	Description	Refers to:
D	Drop In Lid	Lids
T	Bolt Down Lid	
FW	Flared Wall Body	Bodies
SW	Straight Wall Body	

*\*formerly H-Series™*






**LIGHT DUTY**  
PEDESTRIAN / GREENBELT



Snap-On




Twist-On  
Accommodates  
Optional Bolt Down

Rating	Part #	Desc 1	Desc 2	Color	Depth	Item Weight	Pallet Qty	Design Load	Quick Ship
<b>Unit - 0708 TrussT</b>									
Ped	07081103	708-09 Blk-Grn Sewer	2 MsHI T Cover Twist Lock	Blk-Grn	9	1.0	540	300 lb/ft2	
Ped	07081108	708-09 Purple RW	2 MsHI T Cover Twist Lock	Purple	9	1.0	540	300 lb/ft2	
Ped	07081114	708-09 Blk-Grn Water	2MsHI Twist Lock	Blk-Grn	9	1.0	540	300 lb/ft2	
Ped	07081133	708-09 Blk-Grn Sewer	2 MsHI T Cover Snap Lock	Blk-Grn	9	1.0	540	300 lb/ft2	
Ped	07081138	708-09 Purple RW	2 MsHI T Cover Snap Lock	Purple	9	1.0	540	300 lb/ft2	
<b>Body - 0708 TrussT features removable bolt provision</b>									
Ped	07082101	708-09 Body Black 2 MsHI	-	Black	9	0.8	540	300 lb/ft2	
Ped	07082103	708-09 Body Purple 2 MsHI	-	Purple	9	0.8	540	300 lb/ft2	
<b>Lid - 0708 TrussT</b>									
Ped	07084123	708 T Cover Black Blank	Twist Lock	Black	-	0.2	600	300 lb/ft2	
Ped	07084126	708 T Cover Green Sewer	Twist Lock	Green	-	0.2	600	300 lb/ft2	
Ped	07084119	708 T Cover Purple RW	Twist Lock	Purple	-	0.2	600	300 lb/ft2	
Ped	07084143	708 T Cover Black Blank	Snap Lock	Black	-	0.2	600	300 lb/ft2	
Ped	07084146	708 T Cover Green Sewer	Snap Lock	Green	-	0.2	600	300 lb/ft2	
Ped	07084139	708 T Cover Purple RW	Snap Lock	Purple	-	0.2	600	300 lb/ft2	



**LIGHT DUTY**  
PEDESTRIAN / GREENBELT



Rating	Part #	Desc 1	Desc 2	Color	Depth	Item Weight	Pallet Qty	Design Load	Quick Ship
<b>Unit - 1015 TrussT</b>									
Ped	10151032	1015-12 Black Wtr Mtr	2 6 MsHI Fish Cover	Black	12	7.4	84	300 lb/ft2	
Ped	10151033	1015-12 Black Wtr Mtr	2 6 MsHI FCvr Cast Iron Reader	Black	12	9.2	84	300 lb/ft2	
Ped	10151034	1015-12 Black Wtr Mtr	2 6 MsHI FCvr Plastic Reader	Black	12	7.6	84	300 lb/ft2	
Ped	10151093	1015-12 Black Wtr Mtr	2 6 MsHI Hinged Cover	Black	12	8.2	84	300 lb/ft2	
Ped	10151094	1015-12 Blk-Blu Wtr Mtr	2 6 MsHI Hinged Cover	Blk-Blu	12	8.2	84	300 lb/ft2	
<b>Body - 1015 TrussT</b>									
Ped	10152026	1015-12 Body Black 2 MsHI	4 Knock Outs	Black	12	5.6	84	300 lb/ft2	
Ped	10152030	1015-12 Body Purple 2 MsHI	4 Knock Outs	Purple	12	5.6	84	300 lb/ft2	
<b>Extension - 1015 TrussT</b>									
Ped	10153010	1015-07 Body/ 6x Ext Black	-	Black	7	3.5	78	300 lb/ft2	
<b>Lid - 1015 TrussT</b>									
Ped	10154017	1015 Fish Cover Black Wtr Mtr	-	Black	-	1.9	200	300 lb/ft2	
Ped	10154018	1015 Fish Cover Black Wtr Mtr	Cast Iron Reader	Black	-	3.7	200	300 lb/ft2	
Ped	10154019	1015 Fish Cover Black Wtr Mtr	Plastic Reader	Black	-	2.0	200	300 lb/ft2	
Ped	10154010	1015 Fish Cover Purple RW	-	Purple	-	2.0	200	300 lb/ft2	

\*Products are rated by the lowest component rating. A tier 15 cover with a tier 22 body is rated tier 15. A tier 22 cover with a tier 22 body is rated tier 22.



**LIGHT DUTY**  
PEDESTRIAN / GREENBELT




HDPE

10" DIAMETER

Rating	Part #	Desc 1	Desc 2	Color	Depth	Item Weight	Pallet Qty	Design Load	Quick Ship
<b>Unit - 0910 Spec Grade</b>									
Ped	09101002	910-10 Green Sewer	0 MsHI T Cover	Green	10	3.9	99	300 lb/ft2	
Ped	09101026	910-10 Green Blank	2 MsHI T Cover	Green	10	3.9	99	300 lb/ft2	
Ped	09101179	910-10 Black Wtr Mtr	2 MsHI T Cover	Black	10	3.9	99	300 lb/ft2	
Ped	09101180	910-10 Black Wtr Mtr HBlt	2 MsHI T Cover	Black	10	3.9	99	300 lb/ft2	
<b>Body - 0910 Spec Grade</b>									
Ped	09102001	910-10 Body Green 0 MsHI	-	Green	10	2.7	99	300 lb/ft2	
Ped	09102006	910-10 Body Green 2 MsHI	-	Green	10	2.7	99	300 lb/ft2	
Ped	09102007	910-10 Body Black 2 MsHI	-	Black	10	2.7	99	300 lb/ft2	
Ped	09102008	910-10 Body Purple 2 MsHI	-	Purple	10	2.7	99	300 lb/ft2	
Ped	09102017	910-10 Body Tan 2 MsHI	-	Tan	10	2.7	99	300 lb/ft2	
Ped	09102018	910-18 Body Black 0 MsHI	-	Black	18	5.1	99	300 lb/ft2	
<b>Lid - 0910 Spec Grade</b>									
Ped	09104003	910 T Cover Green Sewer	-	Green	-	1.2	250	300 lb/ft2	
Ped	09104007	910 T Cover Green Blank	-	Green	-	1.2	250	300 lb/ft2	
Ped	09104111	910 T Cover Black Wtr Mtr	-	Black	-	1.2	250	300 lb/ft2	
Ped	09104014	910 T Cover Tan Blank	-	Tan	-	1.2	250	300 lb/ft2	
Ped	09104015	910 T Cover Purple RW	-	Purple	-	1.2	250	300 lb/ft2	



**LIGHT DUTY**  
PEDESTRIAN / GREENBELT



HDPE

15" X 19"

Rating	Part #	Desc 1	Desc 2	Color	Depth	Item Weight	Pallet Qty	Design Load	Quick Ship
<b>Unit - 0012 Spec Grade</b>									
Ped	00121010	012-12 Black Wtr Mtr	2 MsHI Flsh Cover	Black	12	14.2	28	300 lb/ft2	
Ped	00121011	012-12 Black Wtr Mtr	2 MsHI FCvr Cast Iron Reader	Black	12	15.6	28	300 lb/ft2	
Ped	00121012	012-12 Black Wtr Mtr	2 MsHI FCvr Plastic Reader	Black	12	14.0	28	300 lb/ft2	
Ped	00121013	012-12 Black Wtr Mtr	3 MsHI Flsh Cover	Black	12	14.2	28	300 lb/ft2	
Ped	00121014	012-12 Black Wtr Mtr	3 MsHI FCvr Cast Iron Reader	Black	12	15.6	28	300 lb/ft2	
Ped	00121024	012-12 Purple RW	3 MsHI FCvr Cast Iron Reader	Purple	12	15.6	28	300 lb/ft2	
Ped	00121026	012-12 Blue Wtr Mtr	3 MsHI FCvr Cast Iron Reader	Black	12	15.6	28	300 lb/ft2	
<b>Body - 0012 Spec Grade</b>									
Ped	00122008	012-12 Body Black 2 MsHI	-	Black	12	9.6	28	300 lb/ft2	
Ped	00122009	012-12 Body Black 3 MsHI	-	Black	12	9.6	28	300 lb/ft2	
Ped	00122011	012-12 Body Purple 3 MsHI	-	Purple	12	9.6	28	300 lb/ft2	
<b>Extension - 0012 Spec Grade</b>									
Ped	00123002	012-6 Ext Black	-	Black	6	9.6	42	300 lb/ft2	
<b>Lid - 0012 Spec Grade</b>									
Ped	00124006	012 Flsh Cover Black Wtr Mtr	-	Black	-	4.7	120	300 lb/ft2	
Ped	00124007	012 Flsh Cover Black Wtr Mtr	Plastic Reader	Black	-	4.4	120	300 lb/ft2	
Ped	00124008	012 Flsh Cover Black Wtr Mtr	Cast Iron Reader	Black	-	6.1	120	300 lb/ft2	
Ped	00124018	012 Flsh Cover Purple Wtr Mtr	Cast Iron Reader	Purple	-	6.1	120	300 lb/ft2	
Ped	00124026	012 Flsh Cover Blue Wtr Mtr	Cast Iron Reader	Blue	-	6.1	120	300 lb/ft2	

\*Products are rated by the lowest component rating. A tier 15 cover with a tier 22 body is rated tier 15. A tier 22 cover with a tier 22 body is rated tier 22.

# CARSON 1017

HDPE

10" X 17"



**LIGHT DUTY**  
PEDESTRIAN / GREENBELT



1017 & 1520

CARSON

Rating	Part #	Desc 1	Desc 2	Color	Depth	Item Weight	Pallet Qty	Design Load	Quick Ship
<b>Unit - 1017 Spec Grade</b>									
Ped	10171001	1017-12 Black Wtr Mtr	2 MsHI Fish Cover	Black	12	12.0	60	300 lb/ft2	
Ped	10171002	1017-12 Black Wtr Mtr	2 MsHI FCvr Cast Iron Reader	Black	12	12.0	60	300 lb/ft2	
Ped	10171003	1017-12 Black Wtr Mtr	2 MsHI FCvr Plastic Reader	Black	12	12.0	60	300 lb/ft2	
Ped	10171005	1017-12 Green Wtr Mtr	2 MsHI FCvr Plastic Reader	Green	12	10.3	60	300 lb/ft2	
<b>Body - 1017 Spec Grade</b>									
Ped	10172001	1017-12 Body Black 2 MsHI	-	Black	12	6.5	60	300 lb/ft2	
Ped	10172002	1017-12 Body Green 2 MsHI	-	Green	12	6.5	60	300 lb/ft2	
<b>Lid - 1017 Spec Grade</b>									
Ped	10174001	1017 Fish Cover Black Wtr Mtr	-	Black	-	5.1	96	300 lb/ft2	
Ped	10174002	1017 Fish Cover Black Wtr Mtr	Cast Iron Reader	Black	-	5.5	96	300 lb/ft2	
<b>Adapter - 1017 Spec Grade</b>									
Ped	MS02050	1017 Fish Black Adapter Ring	Fits Hinge Cover	Black	-	.-	.-	300 lb/ft2	
Ped	MS02049	1017 Fish Green Adapter Ring	Fits Hinge Cover	Green	-	.-	.-	300 lb/ft2	

# CARSON 1520

HDPE

15" X 20"



**LIGHT DUTY**  
PEDESTRIAN / GREENBELT



Rating	Part #	Desc 1	Desc 2	Color	Depth	Item Weight	Pallet Qty	Design Load	Quick Ship
<b>Unit - 1520 Spec Grade</b>									
Ped	15201009	1520-18 Black Wtr Mtr	2 MsHI Fish Cover	Black	18	13.6	44	300 lb/ft2	
Ped	15201010	1520-18 Black Wtr Mtr	2 MsHI FCvr Plastic Reader	Black	18	13.7	44	300 lb/ft2	
Ped	15201011	1520-18 Black Wtr Mtr	2 MsHI FCvr Cast Iron Reader	Black	18	15.3	44	300 lb/ft2	
<b>Body - 1520 Spec Grade</b>									
Ped	15202002	1520-18 Body Black 2 MsHI	-	Black	18	11.7	44	300 lb/ft2	
<b>Extension - 1520 Spec Grade</b>									
Ped	15203001	1520-6 Ext Black	-	Black	6	4.0	42	300 lb/ft2	

\*Products are rated by the lowest component rating. A tier 15 cover with a tier 22 body is rated tier 15. A tier 22 cover with a tier 22 body is rated tier 22.





**LIGHT DUTY**  
PEDESTRIAN / GREENBELT



Rating	Part #	Desc 1	Desc 2	Color	Depth	Item Weight	Pallet Qty	Design Load	Quick Ship
--------	--------	--------	--------	-------	-------	-------------	------------	-------------	------------

**Unit - 1419 Spec Grade**

Ped	14191009	1419-12 Green Sewer	0 MsHI T Cover	Green	12	9.7	78	300 lb/ft2	
Ped	14191022	1419-12 Green Water	2 MsHI T Cover	Green	12	9.7	78	300 lb/ft2	
Ped	14191030	1419-12 Purple RWDNDES	2 MsHI FCvr Cast Iron Reader	Purple	12	12.6	78	300 lb/ft2	
Ped	14191033	1419-12 Green Water	2 MsHI Fish Cover	Green	12	9.7	78	300 lb/ft2	
Ped	14191261	1419-12 Black Wtr Mtr	2 MsHI Hinged Cover Rnd Plate	Black	12	9.6	78	300 lb/ft2	
Ped	14191278	1419-12 Black Wtr Mtr	2 MsHI FCvr Cast Iron Reader	Black	12	11.6	78	300 lb/ft2	
Ped	14191279	1419-12 Black Wtr Mtr	2 MsHI FCvr Plastic Reader	Black	12	9.9	78	300 lb/ft2	
Ped	14191282	1419-12 Black Wtr Mtr	2 MsHI Fish Cover	Black	12	9.7	78	300 lb/ft2	
Ped	14191283	1419-12 Black Wtr Mtr	2 MsHI T Cover	Black	12	9.7	78	300 lb/ft2	
Ped	14191284	1419-24 Black Wtr Mtr	2 MsHI FCvr Cast Iron Reader	Black	24	19.8	48	300 lb/ft2	
Ped	14191292	1419-24 Black Wtr Mtr	2 MsHI Fish Cover	Black	24	17.8	48	300 lb/ft2	

**Body - 1419 Spec Grade**

Ped	14192002	1419-12 Body Green 0 MsHI	-	Green	12	7.0	78	300 lb/ft2	
Ped	14192004	1419-12 Body Green 2 MsHI	-	Green	12	7.0	78	300 lb/ft2	
Ped	14192005	1419-12 Body Black 2 MsHI	-	Black	12	7.0	78	300 lb/ft2	
Ped	14192014	1419-12 Body Purple 2 MsHI	-	Purple	12	7.5	78	300 lb/ft2	
Ped	14192011	1419-24 Body Black 2 MsHI	-	Black	24	15.2	48	300 lb/ft2	

**Extension - 1419 Spec Grade**

Ped	14193004	1419-3 Ext Black	-	Black	3	2.2	54	300 lb/ft2	
Ped	14193001	1419-6 Ext Green	-	Green	6	4.0	54	300 lb/ft2	
Ped	14193002	1419-6 Ext Black	-	Black	6	4.0	54	300 lb/ft2	
Ped	14193006	1419-6 Ext Purple	-	Purple	6	4.0	54	300 lb/ft2	

**Lid - 1419 Spec Grade**

Ped	14194003	1419 T Cover Green Sewer	-	Green	-	2.4	200	300 lb/ft2	
Ped	14194014	1419 Fish Cover Green Water	-	Green	-	2.2	200	300 lb/ft2	
Ped	14194015	1419 Hing Cover Green Water	-	Green	-	2.7	200	300 lb/ft2	
Ped	14194016	1419 Fish Cover Purple RWDNDES	-	Purple	-	3.0	200	300 lb/ft2	
Ped	14194157	1419 Fish Cover Black Wtr Mtr	Cast Iron Reader	Black	-	4.6	200	300 lb/ft2	
Ped	14194158	1419 Fish Cover Black Wtr Mtr	Plastic Reader	Black	-	3.0	200	300 lb/ft2	
Ped	14194160	1419 T Cover Black Wtr Mtr	-	Black	-	2.7	200	300 lb/ft2	
Ped	14194161	1419 Fish Cover Black Wtr Mtr	-	Black	-	2.6	200	300 lb/ft2	
Ped	14194166	1419 T Cover Black Wtr Mtr	Cast Iron Reader	Black	-	4.7	200	300 lb/ft2	
Ped	14194168	1419 T Cover Black Wtr Mtr	Solid Cast Iron	Black	-	5.2	200	300 lb/ft2	
Ped	14194199	1419 Fish Cover Black Wtr Mtr	3.0 in. AMR Hole OD Recess	Black	-	2.6	200	300 lb/ft2	
Ped	14194292	1419 Fish Cover Black Wtr Mtr	4.5 in. AMR Hole OD Recess OS	Black	-	2.6	200	300 lb/ft2	
Ped	14194310	1419 Fish Cover Green Wtr Mtr	4.5 in. AMR Hole OD Recess OS	Green	-	2.6	200	300 lb/ft2	

\*Products are rated by the lowest component rating. A tier 15 cover with a tier 22 body is rated tier 15. A tier 22 cover with a tier 22 body is rated tier 22.



**LIGHT DUTY**  
PEDESTRIAN / GREENBELT



Rating	Part #	Desc 1	Desc 2	Color	Depth	Item Weight	Pallet Qty	Design Load	Quick Ship
<b>Unit - 1220 Spec Grade</b>									
Ped	12201047	1220-12 Green Sewer HBlt	0 MsHI Fish Cover	Green	12	13.7	48	300 lb/ft2	
Ped	12201057	1220-12 Purple RWDNDES	2 MsHI FCvr Cast Iron Rdr	Purple	12	13.9	48	300 lb/ft2	
Ped	12201090	1220-12 Purple RWDNDES	2 MsHI T Cover	Purple	12	13.9	48	300 lb/ft2	
Ped	12201133	1220-12 Black Wtr Mtr	2 MsHI FCvr Cast Iron Reader	Black	12	14.9	48	300 lb/ft2	
Ped	12201134	1220-12 Black Wtr Mtr	2 MsHI FCvr Plastic Reader	Black	12	13.3	48	300 lb/ft2	
Ped	12201135	1220-12 Black Wtr Mtr	3 MsHI FCvr Cast Iron Reader	Black	12	13.3	48	300 lb/ft2	
Ped	12201139	1220-12 Black Wtr Mtr	2 MsHI Fish Cover	Black	12	13.3	48	300 lb/ft2	
Ped	12201150	1220-12 Black Wtr Mtr HBlt	2 MsHI FCvr Cast Iron Reader	Black	12	14.9	48	300 lb/ft2	
<b>Body - 1220 Spec Grade</b>									
Ped	12202004	1220-12 Body Green 2 MsHI	-	Green	12	8.9	48	300 lb/ft2	
Ped	12202005	1220-12 Body Black 2 MsHI	-	Black	12	9.3	48	300 lb/ft2	
Ped	12202011	1220-12 Body Black 3 MsHI	-	Black	12	9.3	48	300 lb/ft2	
Ped	12202017	1220-12 Body Purple 2 MsHI	-	Purple	12	9.3	48	300 lb/ft2	
<b>Extension - 1220 Spec Grade</b>									
Ped	12203001	1220-6 Ext Green	-	Green	6	6.5	32	300 lb/ft2	
Ped	12203002	1220-6 Ext Black	-	Black	6	6.5	32	300 lb/ft2	
Ped	12203006	1220-6 Ext Purple	-	Purple	6	6.5	32	300 lb/ft2	
<b>Lid - 1220 Spec Grade</b>									
Ped	12204054	1220 Fish Cover Green Sewer	-	Green	-	2.7	150	300 lb/ft2	
Ped	12204029	1220 Fish Cover Purple RWDNDES	Cast Iron Reader	Purple	-	3.7	150	300 lb/ft2	
Ped	12204069	1220 T Cover Purple RWDNDES	-	Purple	-	4.7	150	300 lb/ft2	
Ped	12204080	1220 Fish Cover Black Wtr Mtr	Cast Iron Reader	Black	-	5.7	150	300 lb/ft2	
Ped	12204081	1220 Fish Cover Black Wtr Mtr	-	Black	-	5.7	150	300 lb/ft2	
Ped	12204082	1220 Fish Cover Black Wtr Mtr	Plastic Reader	Black	-	5.7	150	300 lb/ft2	

\*Products are rated by the lowest component rating. A tier 15 cover with a tier 22 body is rated tier 15. A tier 22 cover with a tier 22 body is rated tier 22.



**LIGHT DUTY**  
PEDESTRIAN / GREENBELT



Rating	Part #	Desc 1	Desc 2	Color	Depth	Item Weight	Pallet Qty	Design Load	Quick Ship
--------	--------	--------	--------	-------	-------	-------------	------------	-------------	------------

#### Unit - 1324 Spec Grade

Ped	13241045	1324-12 Black Wtr Mtr L-Bolt	0 MsHI Fish Cover	Black	12	22.7	16	300 lb/ft2	
Ped	13241081	1324-12 Purple RWDNDES	0 MsHI FCvr Cast Iron Rd	Purple	12	22.7	16	300 lb/ft2	
Ped	13241088	1324-12 Black Wtr Mtr	0 MsHI FCvr Cast Iron Reader	Black	12	23.0	16	300 lb/ft2	
Ped	13241101	1324-12 Black Wtr Mtr	0 MsHI Fish Cover	Black	12	20.2	16	300 lb/ft2	
Ped	13241178	1324-12 Black Wtr Mtr HBit	0 MsHI FCvr Cast Iron Reader	Black	12	22.2	16	300 lb/ft2	
Ped	13241185	1324-12 Black Wtr Mtr HBit	0 MsHI Fish Cover	Black	12	20.2	16	300 lb/ft2	
Ped	13241186	1324-12 Black Wtr Mtr LBit	0 MsHI FCvr Cast Iron Reader	Black	12	21.8	16	300 lb/ft2	
Ped	13241066	1324-15 Green Water HBit	0 MsHI Fish Cover	Green	15	22.7	16	300 lb/ft2	
Ped	13241092	1324-15 Black Wtr Mtr	0 MsHI Fish Cover	Black	15	22.5	16	300 lb/ft2	
Ped	13241102	1324-15 Black Wtr Mtr	0 MsHI FCvr Cast Iron Reader	Black	15	24.5	16	300 lb/ft2	
Ped	13241175	1324-15 Black Wtr Mtr HBit	0 MsHI FCvr Cast Iron Reader	Black	15	24.5	16	300 lb/ft2	
Ped	13241180	1324-15 Black Wtr Mtr LBit	0 MsHI FCvr Plastic Reader	Black	15	22.8	16	300 lb/ft2	
Ped	13241182	1324-15 Black Wtr Mtr HBit	0 MsHI FCvr Plastic Reader	Black	15	22.8	16	300 lb/ft2	
Ped	13241187	1324-15 Black Wtr Mtr HBit	0 MsHI Fish Cover	Black	15	22.5	16	300 lb/ft2	

#### Body - 1324 Spec Grade

Ped	13242001	1324-12 Body Green 0 MsHI	-	Green	12	14.5	16	300 lb/ft2	
Ped	13242015	1324-12 Body Purple 0 MsHI	-	Purple	12	14.5	16	300 lb/ft2	
Ped	13242019	1324-12 Body Black 0 MsHI	-	Black	12	14.5	16	300 lb/ft2	
Ped	13242002	1324-15 Body Green 0 MsHI	-	Green	15	16.8	16	300 lb/ft2	
Ped	13242004	1324-15 Body Black 0 MsHI	-	Black	15	16.8	16	300 lb/ft2	

#### Lid - 1324 Spec Grade


Ped	13244046	1324 Fish Cover Purple RWDNDES	Cast Iron Reader	Purple	-	8.0	100	300 lb/ft2	
Ped	13244127	1324 Fish Cover Black Wtr Mtr	Cast Iron Reader	Black	-	7.7	100	300 lb/ft2	
Ped	13244129	1324 Fish Cover Black Wtr Mtr	-	Black	-	5.7	100	300 lb/ft2	
Ped	13244130	1324 Fish Cover Black Wtr Mtr	Plastic Reader	Black	-	6.0	100	300 lb/ft2	
Ped	13244132	1324 T Cover Black Wtr Mtr	-	Black	-	6.4	100	300 lb/ft2	
Ped	13244036	1324 Fish Cover Green Water	-	Green	-	5.7	100	300 lb/ft2	

\*Products are rated by the lowest component rating. A tier 15 cover with a tier 22 body is rated tier 15. A tier 22 cover with a tier 22 body is rated tier 22.





**LIGHT DUTY**  
**PEDESTRIAN / GREENBELT**



Rating	Part #	Desc 1	Desc 2	Color	Depth	Item Weight	Pallet Qty	Design Load	Quick Ship
<b>Unit - 1730 Spec Grade</b>									
Ped	17301065	1730-12 Green Prsr Swr HBlt	0 MsHI Fish Cover	Green	12	29.4	16	300 lb/ft2	
Ped	17301078	1730-12 Green Water HBlt	0 MsHI Fish Cover	Green	12	29.3	16	300 lb/ft2	
Ped	17301090	1730-12 Purple RWDNDES HBlt	0 MsHI FCvr Cast Iron Reader	Purple	12	30.7	16	300 lb/ft2	
Ped	17301204	1730-12 Black Wtr Mtr HBlt	0 MsHI FCvr Cast Iron Reader	Black	12	31.4	16	300 lb/ft2	
Ped	17301207	1730-12 Black Wtr Mtr LBlt	0 MsHI FCvr Plastic Reader	Black	12	29.8	16	300 lb/ft2	
Ped	17301273	1730-12 Black Wtr Mtr	0 MsHI Fish Cover	Black	12	29.9	16	300 lb/ft2	
Ped	17301274	1730-12 Black Wtr Mtr	0 MsHI FCvr Cast Iron Reader	Black	12	31.4	16	300 lb/ft2	
Ped	17301322	1730-12 Black Wtr Mtr	0 MsHI FCvr Plastic Reader	Black	12	29.8	16	300 lb/ft2	
Ped	17301044	1730-15 Black Water HBlt	0 MsHI Fish Cover	Black	15	34.4	16	300 lb/ft2	
Ped	17301111	1730-15 Green Blank LBlt	0 MsHI T Cover	Green	15	34.3	16	300 lb/ft2	
Ped	17301043	1730-18 Black Water LBlt	0 MsHI Fish Cover	Black	18	37.3	16	300 lb/ft2	
Ped	17301066	1730-18 Green Prsr Swr HBlt	0 MsHI Fish Cover	Green	18	37.2	16	300 lb/ft2	
Ped	17301145	1730-18 Green Sewer HBlt	0 MsHI Fish Cover	Green	18	37.3	16	300 lb/ft2	
Ped	17301202	1730-18 Black Wtr Mtr HBlt	0 MsHI FCvr Cast Iron Reader	Black	18	39.3	16	300 lb/ft2	
Ped	17301203	1730-18 Black Wtr Mtr LBlt	0 MsHI FCvr Plastic Reader	Black	18	37.6	16	300 lb/ft2	
Ped	17301205	1730-18 Black Wtr Mtr HBlt	0 MsHI FCvr Plastic Reader	Black	18	37.6	16	300 lb/ft2	
Ped	17301230	1730-18 Black Wtr Mtr	0 MsHI Fish Cover	Black	18	37.3	16	300 lb/ft2	
Ped	17301277	1730-18 Black Wtr Mtr	0 MsHI FCvr Cast Iron Reader	Black	18	39.3	16	300 lb/ft2	
Ped	17301235	1730-24 Blk-Grn Blank	4x EzLck T Cover	Blk-Grn	24	64.1	6	300 lb/ft2	
Ped	17301239	1730-24 Black Wtr Mtr HBlt	0 MsHI Fish Cover	Black	24	62.0	6	300 lb/ft2	
Ped	17301240	1730-24 Black Wtr Mtr HBlt	0 MsHI FCvr Plastic Reader	Black	24	62.4	6	300 lb/ft2	
Ped	17301241	1730-24 Black Wtr Mtr HBlt	0 MsHI FCvr Cast Iron Reader	Black	24	64.0	6	300 lb/ft2	
Ped	17301369	1730-24 Blk-Grn Blank	6x EzLck TCvr 2pc Plug	Blk-Grn	24	63.6	6	300 lb/ft2	
<b>Body - 1730 Spec Grade</b>									
Ped	17302001	1730-12 Body Green 0 MsHI	-	Green	12	19.0	16	300 lb/ft2	
Ped	17302014	1730-12 Body Black 0 MsHI	-	Black	12	19.0	16	300 lb/ft2	
Ped	17302002	1730-15 Body Green 0 MsHI	-	Green	15	24.0	16	300 lb/ft2	
Ped	17302015	1730-15 Body Black 0 MsHI	-	Black	15	24.0	16	300 lb/ft2	
Ped	17302004	1730-18 Body Green 0 MsHI	-	Green	18	26.9	16	300 lb/ft2	
Ped	17302013	1730-18 Body Black 0 MsHI	-	Black	18	26.9	16	300 lb/ft2	
Ped	17302051	1730-24 Body Black 0 MsHI	2x Loc-Kit Clip	Black	24	51.6	6	300 lb/ft2	
Ped	17302053	1730-24 Body Black 0 MsHI	4x Loc-Kit Clip	Black	24	51.6	6	300 lb/ft2	
<b>Lid - 1730 Spec Grade</b>									
Ped	17304157	1730 Fish Cover Black Wtr Mtr	Plastic Reader	Black	-	10.8	60	300 lb/ft2	
Ped	17304158	1730 Fish Cover Black Wtr Mtr	Cast Iron Reader	Black	-	12.4	60	300 lb/ft2	
Ped	17304160	1730 Fish Cover Black Wtr Mtr	-	Black	-	10.4	60	300 lb/ft2	

\*Products are rated by the lowest component rating. A tier 15 cover with a tier 22 body is rated tier 15. A tier 22 cover with a tier 22 body is rated tier 22.



**LIGHT DUTY**  
PEDESTRIAN / GREENBELT



Rating	Part #	Desc 1	Desc 2	Color	Depth	Item Weight	Pallet Qty	Design Load	Quick Ship
<b>Unit - 2200 Spec Grade</b>									
Ped	22001006	2200-18 Black Wtr Mtr	2 MsHI FCvr Dallas Lock	Black	18	16.4	56	300 lb/ft2	
Ped	22001007	2200-18 Black Wtr Mtr	2 MsHI FCvr Cast Iron D-Lock	Black	18	23.3	56	300 lb/ft2	
Ped	22001008	2200-18 Black Wtr Mtr	2 MsHI FCvr Cast Iron	Black	18	23.2	56	300 lb/ft2	
Ped	22001009	2200-18 Black Wtr Mtr	2 MsHI Fish Cover	Black	18	16.0	56	300 lb/ft2	
Ped	22001010	2200-18 Black Wtr Mtr	2 MsHI FCvr Cast Iron TRH	Black	18	13.2	56	300 lb/ft2	
<b>Body - 2200 Spec Grade</b>									
Ped	22002001	2200-18 Body Black 2 MsHI	-	Black	18	13.2	56	300 lb/ft2	
<b>Extension - 2200 Spec Grade</b>									
Ped	22003001	2200-6 Ext Black	-	Black	6	4.6	180	300 lb/ft2	
<b>Lid - 2200 Spec Grade</b>									
Ped	22004008	2200 Fish Cover Black Wtr Mtr	-	Black	-	3.5	180	300 lb/ft2	
Ped	22004009	2200 Fish Cover Black Wtr Mtr	Dallas Lock	Black	-	3.2	180	300 lb/ft2	
Ped	22004010	2200 Fish Cover Black Wtr Mtr	Solid Cast Iron	Black	-	10.0	180	300 lb/ft2	
Ped	22004012	2200 Fish Cover Black Wtr Mtr	Solid Cast Iron Dalas Lock	Black	-	10.1	180	300 lb/ft2	

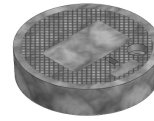
\*Products are rated by the lowest component rating. A tier 15 cover with a tier 22 body is rated tier 15. A tier 22 cover with a tier 22 body is rated tier 22.

# FIBRELYTE FL08

COMPOSITE  
8" DIAMETER



**MEDIUM DUTY**  
ANSI/SCTE TIER 5, 8, AND 15



FL08 & FL09



Rating	Part #	Desc 1	Desc 2	Color	Depth	Item Weight	Pallet Qty	Design Load	Quick Ship
<b>Body - FL08</b>									
T8	02006005	Box, FL08 T	FL08TBOX	Gray	12	6.0	64	8000	
<b>Lid - FL08</b>									
T8	02001180	Lid, FL08 D - "Water"	FL08D001	Gray	-	3.0	100	8000	
T8	02006130	Lid, FL08 T - "Water"	FL08T001	Gray	-	3.0	100	8000	

# FIBRELYTE FL09

COMPOSITE  
10" X 15"



**MEDIUM DUTY**  
ANSI/SCTE TIER 5, 8, AND 15



FIBRELYTE

Rating	Part #	Desc 1	Desc 2	Color	Depth	Item Weight	Pallet Qty	Design Load	Quick Ship
<b>Body - FL09</b>									
T8	02011000	Box, FL09 T	FL09TBOX	Gray	12	16.0	48	8000	
<b>Lid - FL09</b>									
T8	02001250	Lid, FL09 D - "Water"	FL09D001	Gray	-	5.0	120	8000	
T8	02001351	Lid, FL09 P "Water" (Offset Neptune)	FL09P001-1	Gray	-	5.0	120	8000	
T8	02006170	Lid, FL09 T - "Water"	FL09T001	Gray	-	5.0	120	8000	
T8	02001320	Lid, FL09 G - "Meter"	FL09G	Gray	-	5.0	120	8000	

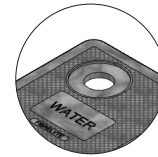


\*Products are rated by the lowest component rating. A tier 15 cover with a tier 22 body is rated tier 15. A tier 22 cover with a tier 22 body is rated tier 22.

# FIBRELYTE FL12

COMPOSITE  
12" X 20"



**MEDIUM DUTY**  
ANSI/SCTE TIER 5, 8, AND 15



Rating	Part #	Desc 1	Desc 2	Color	Depth	Item Weight	Pallet Qty	Design Load	Quick Ship
--------	--------	--------	--------	-------	-------	-------------	------------	-------------	------------

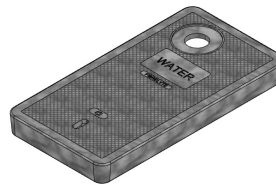
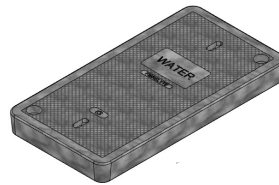
<b>Body - FL12</b>									
T8	02001032	Box, FL12 T 12" (W/Mouseholes)	FL12TBOX12 WM	Gray	12	22.0	30	8000	
<b>Lid - FL12 (Lids come standard with AMR hole)</b>									
T8	02001365	Lid, FL12 D - "Water"	FL12D001	Gray	-	10.0	80	8000	
T8	02001381	Lid, FL12 P - "FKAA Water" W/Off-Set Neptune Probe	FL12P329-ON	Gray	-	10.0	80	8000	
T8	02001375	Lid, FL12 G - "Water Meter"	FL12G378	Gray	-	10.0	80	8000	

# FIBRELYTE FL16

COMPOSITE  
10" X 20"



**MEDIUM DUTY**  
ANSI/SCTE TIER 5, 8, AND 15



Rating	Part #	Desc 1	Desc 2	Color	Depth	Item Weight	Pallet Qty	Design Load	Quick Ship
--------	--------	--------	--------	-------	-------	-------------	------------	-------------	------------

<b>Lid - FL16 (Lids come standard with AMR hole)</b>									
T8	02001395	Lid, FL16 D - "Water"	FL16D001	Gray	-	13.0	80	8000	
T8	02001425	Lid, FL16 P - "Water" w/Probe	FL16P001	Gray	-	13.0	80	8000	
T8	02006230	Lid, FL16 T - "Water"	FL16T001	Gray	-	13.0	80	8000	

\*Products are rated by the lowest component rating. A tier 15 cover with a tier 22 body is rated tier 15. A tier 22 cover with a tier 22 body is rated tier 22.

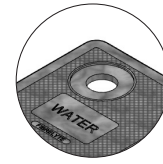

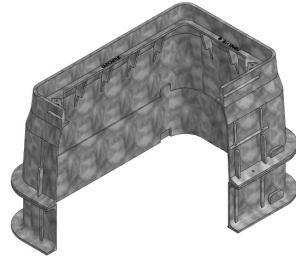


# FIBRELYTE FL30

COMPOSITE  
13" X 24"



MEDIUM DUTY  
ANSI/SCTE TIER 8



FL30 & FL36

FIBRELYTE

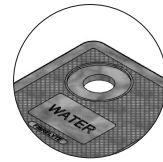


Rating	Part #	Desc 1	Desc 2	Color	Depth	Item Weight	Pallet Qty	Design Load	Quick Ship
<b>Body - FL30</b>									
T8	02006040	Box, FL30 T 12"	FL30TBOX12	Gray	12	27.0	24	8000	
T8	02006045	Box, FL30 T 18"	FL30TBOX18	Gray	18	35.0	18	8000	
T8	02006052	Box, FL30 T 24"	FL30TBOX24	Gray	24	38.0	12	8000	
<b>Lid - FL30</b>									
T8	02001440	Lid, FL30 D - "Water"	FL30D001	Gray	-	17.0	60	8000	
T8	02001494	Lid, FL30 G - "Water Meter"	FL30G378	Gray	-	17.0	60	8000	
T8	02001482	Lid, FL30 P - "Water" 2" Probe	FL30P001	Gray	-	17.0	60	8000	
T8	02006265	Lid, FL30 T - "Water"	FL30T001	Gray	-	17.0	60	8000	

# FIBRELYTE FL36

COMPOSITE  
17" X 30"



MEDIUM DUTY  
ANSI/SCTE TIER 8



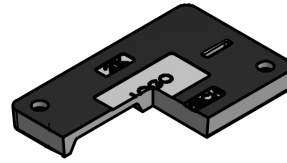
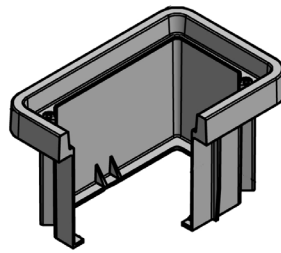
Rating	Part #	Desc 1	Desc 2	Color	Depth	Item Weight	Pallet Qty	Design Load	Quick Ship
<b>Body - FL36</b>									
T8	02006095	Box, FL36 T 12"	FL36TBOX12	Gray	12	39.0	16	8000	
T8	02006100	Box, FL36 T 18"	FL36TBOX18	Gray	18	51.0	12	8000	
T8	02006110	Box, FL36 T 24"	FL36TBOX24	Gray	24	58.0	8	8000	
<b>Lid - FL36</b>									
T8	02001530	Lid, FL36 D - "Water"	FL36D001	Gray	-	38.0	30	8000	
T8	02001567	Lid, FL36 G - "Water Meter"	FL36G378	Gray	-	38.0	30	8000	
T8	02001568	Lid, FL36 P - "Water"	FL36P001	Gray	-	38.0	30	8000	
T8	02006390	Lid, FL36 T - "Water"	FL36T001	Gray	-	38.0	30	8000	

\*Products are rated by the lowest component rating. A tier 15 cover with a tier 22 body is rated tier 15. A tier 22 cover with a tier 22 body is rated tier 22.

# SYNERTECH 1118



**MEDIUM DUTY**  
ANSI/SCTE TIER 8



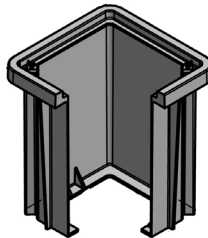
**DUO MOLD**  
**11" X 18"**

Rating	Part #	Desc 1	Desc 2	Color	Depth	Item Weight	Pallet Qty	Design Load	Quick Ship
<b>Body - 1118</b>									
T15	32108101	Box, SYN1118 T 12" Duo	SYN1118TBOX12	Gray	12	25.0	45	15000	
T15	32112101	Box, SYN1118 T 18" Duo	SYN1118TBOX18	Gray	18	30.0	32	15000	
<b>Lid - 1118</b>									
T15	31050521	Lid, SYN1118 T - Water	SYN1118T001	Gray	-	26.0	56	15000	

# SYNERTECH 1212



**MEDIUM DUTY**  
ANSI/SCTE TIER 8



**DUO MOLD**  
**12" X 12"**

Rating	Part #	Desc 1	Desc 2	Color	Depth	Item Weight	Pallet Qty	Design Load	Quick Ship
<b>Body - 1212</b>									
T15	32120101	Box, SYN1212 T 12" Duo	SYN1212TBOX12	Gray	12	16.0	36	15000	
T15	32124101	Box, SYN1212 T 18" Duo	SYN1212TBOX18	Gray	18	20.0	36	15000	
<b>Lid - 1212</b>									
T22	31100531	Lid, SYN1212 T - "WATER"	SYN1212T-T22	Gray	-	15.0	144	22500	

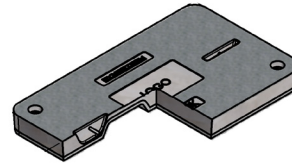
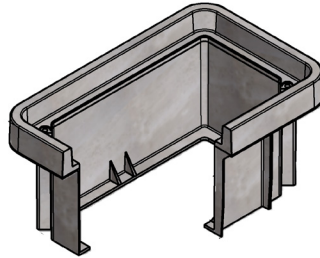
\*Products are rated by the lowest component rating. A tier 15 cover with a tier 22 body is rated tier 15. A tier 22 cover with a tier 22 body is rated tier 22.

# SYNERTECH 1324

**DUO MOLD**  
13" X 24"



**MEDIUM DUTY**  
ANSI/SCTE TIER 8



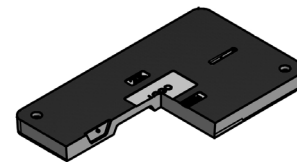
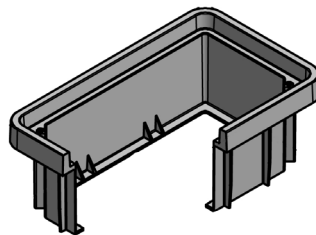
Rating	Part #	Desc 1	Desc 2	Color	Depth	Item Weight	Pallet Qty	Design Load	Quick Ship
<b>Body - 1324</b>									
T15	32132101	Box, SYN1324 T 12" Duo	SYN1324TBOX12	Gray	12	33.0	30	15000	
T15	32136101	Box, SYN1324 T 18" Duo	SYN1324TBOX18	Gray	18	37.0	16	15000	
T15	32140101	Box, SYN1324 T 24" Duo	SYN1324TBOX24	Gray	24	42.0	18	15000	
<b>Lid - 1324</b>									
T15	31150521	Lid, SYN1324 T - Water	SYN1324T001	Gray	-	38.0	90	15000	

# SYNERTECH 1730

**DUO MOLD**  
17" X 30"



**MEDIUM DUTY**  
ANSI/SCTE TIER 8



Rating	Part #	Desc 1	Desc 2	Color	Depth	Item Weight	Pallet Qty	Design Load	Quick Ship
<b>Body - 1730</b>									
T15	32144101	Box, SYN1730 T 12" Duo	SYN1730TBOX12	Gray	12	42.0	15	15000	
T15	32148101	Box, SYN1730 T 18" Duo	SYN1730TBOX18	Gray	18	49.0	12	15000	
T15	32152101	Box, SYN1730 T 24" Duo	SYN1730TBOX24	Gray	24	54.0	9	15000	
<b>Lid - 1730</b>									
T15	31200521	Lid, SYN1730 T - Water	SYN1730T001	Gray	-	73.0	60	15000	

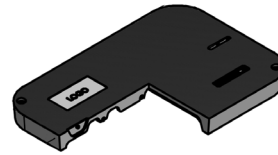
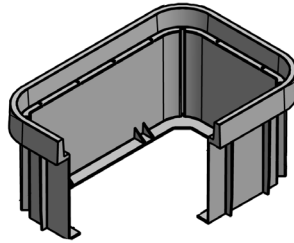
\*Products are rated by the lowest component rating. A tier 15 cover with a tier 22 body is rated tier 15. A tier 22 cover with a tier 22 body is rated tier 22.

# SYNERTECH 2436



**HEAVY DUTY**  
ANSI/SCTE TIER 22

**DUO MOLD**  
**24" X 36"**



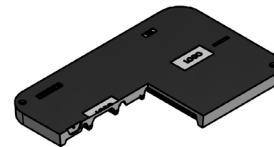
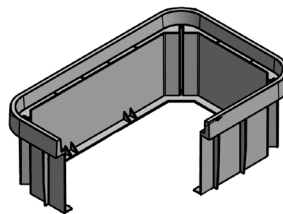
Rating	Part #	Desc 1	Desc 2	Color	Depth	Item Weight	Pallet Qty	Design Load	Quick Ship
<b>Body - 2436</b>									
T22	32164101	Box, SYN2436 T 18" Duo	SYN2436TBOX18	Gray	18	80.0	8	22500	
T22	32168101	Box, SYN2436 T 24" Duo	SYN2436TBOX24	Gray	24	91.0	6	22500	
T22	32172101	Box, SYN2436 T 36" Duo	SYN2436TBOX36	Gray	36	112.0	4	22500	
<b>Lid - 2436</b>									
T22	31250521	Lid, SYN2436 T - Water	SYN2436T001	Gray	-	147.0	20	22500	

# SYNERTECH 3048



**HEAVY DUTY**  
ANSI/SCTE TIER 22

**DUO MOLD**  
**30" X 48"**



Rating	Part #	Desc 1	Desc 2	Color	Depth	Item Weight	Pallet Qty	Design Load	Quick Ship
<b>Body - 3048</b>									
T22	32180101	Box, SYN3048 T 18" Duo	SYN3048TBOX18	Gray	18	119.0	4	22500	
T22	32184101	Box, SYN3048 T 24" Duo	SYN3048TBOX24	Gray	24	134.0	3	22500	
T22	32188101	Box, SYN3048 T 36" Duo	SYN3048TBOX36	Gray	36	160.0	2	22500	
<b>Lid - 3048</b>									
T22	31300521	Lid, SYN3048 T - Water	SYN3048T001	Gray	-	213.0	10	22500	

\*Products are rated by the lowest component rating. A tier 15 cover with a tier 22 body is rated tier 15. A tier 22 cover with a tier 22 body is rated tier 22.

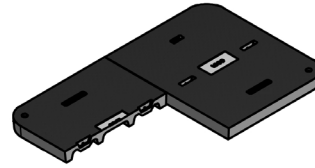
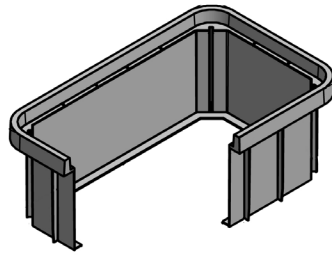


# SYNERTECH 3660

**DUO MOLD**  
**36" X 60"**



**HEAVY DUTY**  
**ANSI/SCTE TIER 22**



Rating	Part #	Desc 1	Desc 2	Color	Depth	Item Weight	Pallet Qty	Design Load	Quick Ship
<b>Body - 3660</b>									
T22	32191101	Box, SYN3660 T 24" Duo	SYN3660TBOX24	Gray	24	188.0	3	22500	
T22	32192101	Box, SYN3660 T 36" Duo	SYN3660TBOX36	Gray	36	226.0	2	22500	
<b>Lid - 3660</b>									
T22	31350521	Lid, SYN3660 T - Water	SYN3660T001	Gray	-	357.0	5	22500	


\*Products are rated by the lowest component rating. A tier 15 cover with a tier 22 body is rated tier 15. A tier 22 cover with a tier 22 body is rated tier 22.



**MEDIUM DUTY**  
ANSI/SCTE TIER 15



**HEAVY DUTY**  
ANSI/SCTE TIER 22



## OLDCASTLE POLYMER 1118

(formerly H-Series™) **POLYMER CONCRETE**  
11" X 18"


Rating	Part #	Desc 1	Desc 2	Color	Depth	Item Weight	Pallet Qty	Design Load	Quick Ship
<b>Body - 1118</b>									
T22	11182001	Body, PC1118-12,SW	PC111812SW	Gray	12	39.0	28	22500	
<b>Lid - 1118</b>									
T15	11184601	Lid, PC1118-D, T15 - "Water"	PC1118D-T15	Gray	-	23.0	60	15000	
T22	11184124	Lid, PC1118-D, T22 - "Water"	PC1118D-T22	Gray	-	23.0	60	22500	



**MEDIUM DUTY**  
ANSI/SCTE TIER 15



**HEAVY DUTY**  
ANSI/SCTE TIER 22



## OLDCASTLE POLYMER 1212

(formerly H-Series™) **POLYMER CONCRETE**  
12" X 12"

Rating	Part #	Desc 1	Desc 2	Color	Depth	Item Weight	Pallet Qty	Design Load	Quick Ship
<b>Body - 1212</b>									
T22	12122001	Body, PC 1212-12 T22	PC1212SW	Gray	12	35	45	22500	
<b>Lid - 1212</b>									
T15	31100121	Lid Syn 1212 No Mark T15	SYN1212T -T15	Gray	-	15	144	15000	
T22	31100131	Lid Syn 1212 No Mark T22	SYN1212T -T22	Gray	-	15	144	15000	
T22	31100531	Lid Syn 1212 Water T22	SYN1212T -T22	Gray	-	15	144	22500	

\*Products are rated by the lowest component rating. A tier 15 cover with a tier 22 body is rated tier 15. A tier 22 cover with a tier 22 body is rated tier 22.

# OLDCASTLE POLYMER 1324

(formerly H-Series™) POLYMER CONCRETE

13" X 24"

1324 & 1730


STRAIGHT WALL (SW)



**MEDIUM DUTY**  
ANSI/SCTE TIER 15



**HEAVY DUTY**  
ANSI/SCTE TIER 22



Rating	Part #	Desc 1	Desc 2	Color	Depth	Item Weight	Pallet Qty	Design Load	Quick Ship
<b>Body - 1324</b>									
T22	13242020	Body, PC1324-12,SW	PC132412SW	Gray	12	53.0	16	22500	
T22	13242023	Body, PC1324-18,SW	PC132418SW	Gray	18	72.0	12	22500	
T22	13242038	Body, PC1324-24,SW	PC132424SW	Gray	24	91.0	18	22500	
<b>Lid - 1324</b>									
T15	13244601	Lid, PC1324-D, T15 - "Water"	PC1324D-T15	Gray	-	37.0	90	15000	
T22	13244330	Lid, PC1324-D, T22 - "Water"	PC1324D-T22	Gray	-	45.0	90	22500	

# OLDCASTLE POLYMER 1730

(formerly H-Series™) POLYMER CONCRETE

17" X 30"

OLDCASTLE POLYMER


STRAIGHT WALL (SW)



**MEDIUM DUTY**  
ANSI/SCTE TIER 15



**HEAVY DUTY**  
ANSI/SCTE TIER 22



Rating	Part #	Desc 1	Desc 2	Color	Depth	Item Weight	Pallet Qty	Design Load	Quick Ship
<b>Body - 1730</b>									
T22	17302006	Body, PC1730-12,SW	PC173012SW	Gray	12	66.0	15	22500	
T22	17302030	Body, PC1730-18,SW	PC173018SW	Gray	18	90.0	12	22500	
T22	17302031	Body, PC1730-24,SW	PC173024SW	Gray	24	117.0	9	22500	
T22	17302046	Body, PC1730-30,SW	PC173030SW	Gray	30	156.0	2	22500	
<b>Lid - 1730</b>									
T15	17304601	Lid, PC1730-D, T15 - "Water"	PC1730D-T15	Gray	-	73.0	60	15000	
T22	17304602	Lid, PC1730-D, T22 - "Water"	PC1730D-T22	Gray	-	62.0	60	22500	

\*Products are rated by the lowest component rating. A tier 15 cover with a tier 22 body is rated tier 15. A tier 22 cover with a tier 22 body is rated tier 22.

# OLDCASTLE POLYMER 2424


(formerly H-Series™) POLYMER CONCRETE  
24" X 24"



**MEDIUM DUTY**  
ANSI/SCTE TIER 15



**HEAVY DUTY**  
ANSI/SCTE TIER 22



Rating	Part #	Desc 1	Desc 2	Color	Depth	Item Weight	Pallet Qty	Design Load	Quick Ship
<b>Body - 2424</b>									
T22	24242600	Body, PC2424-24,SW	PC242424SW	Gray	24	155.0	2	22500	
T22	24242601	Body, PC2424-36,SW	PC242436SW	Gray	36	176.0	1	22500	
<b>Lid - 2424</b>									
T15	24244602	Lid, PC2424-D, T15 - "Water"	PC2424D-T15	Gray	-	92.0	20	15000	
T22	24244603	Lid, PC2424-D, T22 - "Water"	PC2424D-T22	Gray	-	92.0	20	22500	

# OLDCASTLE POLYMER 2436


(formerly H-Series™) POLYMER CONCRETE  
24" X 36"



**MEDIUM DUTY**  
ANSI/SCTE TIER 15



**HEAVY DUTY**  
ANSI/SCTE TIER 22



Rating	Part #	Desc 1	Desc 2	Color	Depth	Item Weight	Pallet Qty	Design Load	Quick Ship
<b>Body - 2436</b>									
T22	24362016	Body, PC2436-18,SW	PC243618SW	Gray	18	151.0	8	22500	
T22	24362214	Body, PC2436-24,SW	PC243624SW	Gray	24	178.0	6	22500	
T22	24362212	Body, PC2436-30,SW	PC243630SW	Gray	30	142.0	2	22500	
T22	24362227	Body, PC2436-36,SW	PC243636SW	Gray	36	247.0	4	22500	
<b>Lid - 2436</b>									
T15	24364601	Lid, PC2436-D, T15 - "Water"	PC2436D-T15	Gray	-	127.0	10	15000	
T22	24364602	Lid, PC2436-D, T22 - "Water"	PC2436D-T22	Gray	-	127.0	10	22500	

\*Products are rated by the lowest component rating. A tier 15 cover with a tier 22 body is rated tier 15. A tier 22 cover with a tier 22 body is rated tier 22.



# OLDCASTLE POLYMER 3048

(formerly H-Series™) POLYMER CONCRETE



30" X 48"



**MEDIUM DUTY**  
ANSI/SCTE TIER 15



**HEAVY DUTY**  
ANSI/SCTE TIER 22



Rating	Part #	Desc 1	Desc 2	Color	Depth	Item Weight	Pallet Qty	Design Load	Quick Ship
<b>Body - 3048</b>									
T22	30482008	Body, PC3048-18,SW	PC304818SW	Gray	18	183.0	3	22500	
T22	30482021	Body, PC3048-24,SW	PC304824SW	Gray	24	227.0	2	22500	
T22	30482020	Body, PC3048-30,SW	PC304830SW	Gray	30	312.0	1	22500	
T22	30482017	Body, PC3048-36,SW	PC304836SW	Gray	36	357.0	1	22500	
<b>Lid - 3048</b>									
T15	30484600	Lid, PC3048-D, T15 - "Water", 2pc	PC3048D-T15	Gray	-	220.0	5	15000	
T22	30484601	Lid, PC3048-D, T22 - "Water", 2pc	PC3048D-T22	Gray	-	220.0	5	22500	

# OLDCASTLE POLYMER 3636

(formerly H-Series™) POLYMER CONCRETE


36" X 36"



**MEDIUM DUTY**  
ANSI/SCTE TIER 15



**HEAVY DUTY**  
ANSI/SCTE TIER 22



Rating	Part #	Desc 1	Desc 2	Color	Depth	Item Weight	Pallet Qty	Design Load	Quick Ship
<b>Body - 3636</b>									
T22	36362600	Body, PC3636-36,SW	PC363636SW	Gray	36	303.0	1	22500	
T22	36362601	Body, PC3636-48,SW	PC363648SW	Gray	48	356.0	1	22500	
<b>Lid - 3636</b>									
T15	36364601	Lid, PC3636-D, T15 - "Water"	PC3636D-T15	Gray	-	200.0	5	15000	
T22	36364602	Lid, PC3636-D, T22 - "Water"	PC3636D-T22	Gray	-	200.0	5	22500	



\*Products are rated by the lowest component rating. A tier 15 cover with a tier 22 body is rated tier 15. A tier 22 cover with a tier 22 body is rated tier 22.



**MEDIUM DUTY**  
ANSI/SCTE TIER 15



**HEAVY DUTY**  
ANSI/SCTE TIER 22



# OLDCASTLE POLYMER 4848

(formerly H-Series™) **POLYMER CONCRETE**

**48" X 48"**

Rating	Part #	Desc 1	Desc 2	Color	Depth	Item Weight	Pallet Qty	Design Load	Quick Ship
<b>Body - 4848</b>									
T22	48482600	Body, PC4848-36,SW	PC484836SW	Gray	36	585.0	1	22500	
T22	48482601	Body, PC4848-48,SW	PC484848SW	Gray	48	754.0	1	22500	
<b>Lid - 4848</b>									
T15	48484600	Lid, PC4848-D, T15 - "Water", 2pc	PC4848D-T15	Gray	-	336.0	4	15000	
T22	48484601	Lid, PC4848-D, T22 - "Water", 2pc	PC4848D-T22	Gray	-	338.0	4	22500	

# OLDCASTLE POLYMER STEEL LIDS

(formerly H-Series™)

Rating	Part #	Desc 1	Desc 2	For Use With	Item Weight	Pallet Qty	Quick Ship
-	11184054	1118 Steel T Cover Gal Blank	PC Box	1118	41	20	
-	13244180	1324 Steel T Cover Gal Blank	PC Box	1324	49	20	
-	17304186	1730 Steel T Cover Gal Blank	PC Box	1730	65	14	
-	24364011	2436 Steel T Cover Gal Blank	PC Box	2436	124	6	
-	30484019	3048 Steel T Cover Gal Blank	PC Box	3048	196	6	
-	30604013	3060 Steel T Cover Blank	2 Piece Over Under	3060	246	10	

\*Products are rated by the lowest component rating. A tier 15 cover with a tier 22 body is rated tier 15. A tier 22 cover with a tier 22 body is rated tier 22.

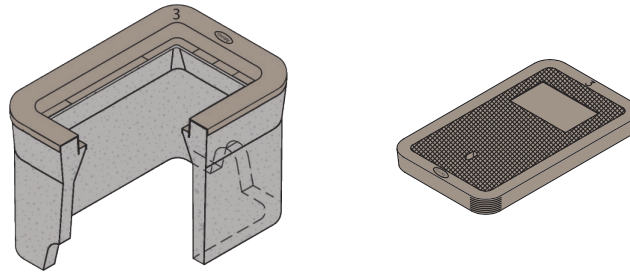
# CHRISTY B03

CONCRETE  
9" X 14"

B03 & B09



**LIGHT DUTY**  
PEDESTRIAN / GREENBELT



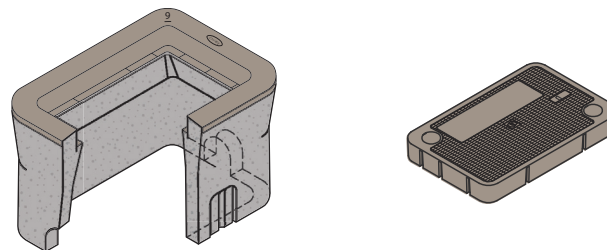
Rating	Part #	Desc 1	Desc 2	Color	Depth	Item Weight	Pallet Qty	Design Load	Quick Ship
<b>Body - B03 with Plastic Cap</b>									
Ped	1000000	Box, B03 Utility	B03BOX	Gray	12	72.0	28	300 lb/ft2	
<b>Lid - B03</b>									
Ped	1001160	Lid, B03 D - "Water"	B03D001	Gray	-	12.0	-	300 lb/ft2	

# CHRISTY B09

CONCRETE  
10" X 15"



**LIGHT DUTY**  
PEDESTRIAN / GREENBELT



Rating	Part #	Desc 1	Desc 2	Color	Depth	Item Weight	Pallet Qty	Design Load	Quick Ship
<b>Body - B09 with Plastic Cap</b>									
Ped	1000005	Box, B09 Utility	B09BOX	Gray	12	90.0	28	300 lb/ft2	
Ped	1000015	Box, Bx09 Utility	BX09BOX	Gray	12	90.0	28	300 lb/ft2	
<b>Extension - B09</b>									
Ped	1000045	Extension, B09 x 12"	B09X12	Gray	12	18.0	28	300 lb/ft2	
<b>Lid - N09 with Plastic Cap</b>									
Ped	1001240	Lid, B09 G - "Water" w/CI Reader	B09G001	Gray	-	20.0	60	300 lb/ft2	
Ped	1001350	Lid, Bx09 D - "Water Meter"	BX09D001	Gray	-	20.0	60	300 lb/ft2	
Ped	1001370	Lid, Bx09 G - "Water" w/CI Reader	BX09G001	Gray	-	20.0	60	300 lb/ft2	
Ped	1001390	Lid, BX09 P - "Water" w/Flexnet Probe (Corner)	BX09P001-F	Gray	-	20.0	60	300 lb/ft2	
Ped	1020100	Lid, N09 R - "Water"	N09R001	Gray	-	21.0	60	300 lb/ft2	
Ped	1020115	Lid, N09 RP - "Water" w/Probe (Corner)	N09RP001-T	Gray	-	21.0	60	300 lb/ft2	

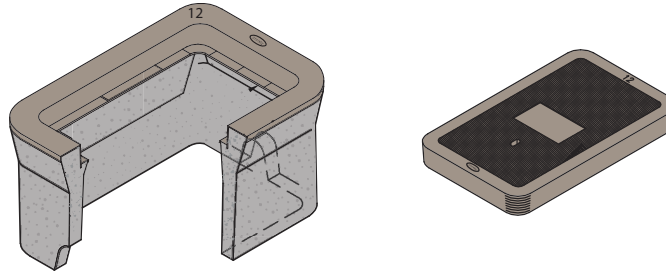
\*Products are rated by the lowest component rating. A tier 15 cover with a tier 22 body is rated tier 15. A tier 22 cover with a tier 22 body is rated tier 22.

# CHRISTY B12

CONCRETE  
12" X 18"



**LIGHT DUTY**  
PEDESTRIAN / GREENBELT



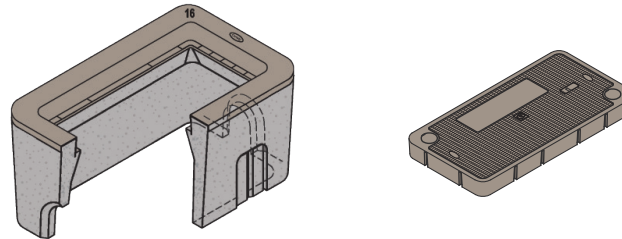
Rating	Part #	Desc 1	Desc 2	Color	Depth	Item Weight	Pallet Qty	Design Load	Quick Ship
<b>Body - B12 with Plastic Cap</b>									
Ped	1000050	Box, B12 Utility	B12BOX	Gray	12	114.0	20	300 lb/ft2	
<b>Extension - B12</b>									
Ped	1000070	Extension B12 x 12"	B12X12	Gray	12	105	20	300 lb/ft2	
<b>Lid - B12</b>									
Ped	1002630	Lid, B12 D - "Water"	B12D001	Gray	-	30.0	60	300 lb/ft2	
Ped	1002660	Lid, B12 G - "Water" w/CI Reader	B12G001	Gray	-	28.0	60	300 lb/ft2	
Ped	1002700	Lid, B12 P - "Water" w/Probe (Corner)	B12P001-T	Gray	-	30.0	60	300 lb/ft2	
Ped	1002710	Lid, B12 S - "Water" less R/L	B12S-201	Gray	-	34.0	60	300 lb/ft2	

# CHRISTY B16

CONCRETE  
11" X 21"



**LIGHT DUTY**  
PEDESTRIAN / GREENBELT



Rating	Part #	Desc 1	Desc 2	Color	Depth	Item Weight	Pallet Qty	Design Load	Quick Ship
<b>Body - B16 with Plastic Cap</b>									
Ped	1000075	Box, B16 Utility	B16BOX	Gray	12	124.0	20	300 lb/ft2	
<b>Extension - B16</b>									
Ped	1000100	Extension B16 x 12"	B16X12	Gray	12	110.0	20	300 lb/ft2	
<b>Lid - N16 with Plastic Cap</b>									
Ped	1002770	Lid, B16 G - "Water" w/CI Reader	B16G001	Gray	-	31.0	-	300 lb/ft2	
Ped	1020590	Lid, N16 R - "Water"	N16R001	Gray	-	31.0	-	300 lb/ft2	
Ped	1020610	Lid, N16 RP - "Water" w/Probe (Corner)	N16RP001-T	Gray	-	31.0	-	300 lb/ft2	

\*Products are rated by the lowest component rating. A tier 15 cover with a tier 22 body is rated tier 15. A tier 22 cover with a tier 22 body is rated tier 22.




# CHRISTY B18

CONCRETE  
18" X 20"



**LIGHT DUTY**  
PEDESTRIAN / GREENBELT



B18 & B24

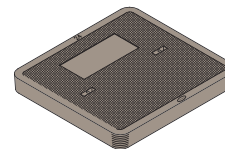
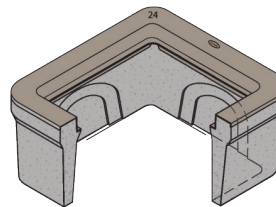
Rating	Part #	Desc 1	Desc 2	Color	Depth	Item Weight	Pallet Qty	Design Load	Quick Ship
<b>Body - B18 with Plastic Cap</b>									
Ped	1000103	Box, B18 Dual	B18BOX	Gray	12	122.0	-	300 lb/ft2	
<b>Lid - B18</b>									
Ped	1003517	Lid, B18 G- Water w/ CI Reader	B18 G Water	Gray	-	27.0	-	300 lb/ft2	
Ped	3000429	Lid, B18 CG - "Water" w/Reader"	BB18 CG Water	Gray	-	31.0	-	300 lb/ft2	

# CHRISTY B24

CONCRETE  
18" X 19"



**LIGHT DUTY**  
PEDESTRIAN / GREENBELT



Rating	Part #	Desc 1	Desc 2	Color	Depth	Item Weight	Pallet Qty	Design Load	Quick Ship
<b>Body - B24 with Plastic Cap</b>									
Ped	1000110	Box, B24 Dual Utility	B24BOX	Gray	12	132.0	12	300 lb/ft2	
<b>Extension - B24</b>									
Ped	1000113	Extension B24 x 12"	B24X12	Gray	12	164.0	12	300 lb/ft2	
<b>Lid - B24</b>									
Ped	1003630	Lid, B24 D - "Water"	B24D001	Gray	-	58.0	-	300 lb/ft2	
Ped	1003650	Lid, B24 E Less R/L	B24E-2	Gray	-	58.0	-	300 lb/ft2	
Ped	1003680	Lid, B24 G - "Water" w/CI Reader	B24G001	Gray	-	54.0	-	300 lb/ft2	
Ped	1003710	Lid, B24 P - Water w/2 Probes **	B24P2-001	Gray	-	58.0	-	300 lb/ft2	

CHRISTY

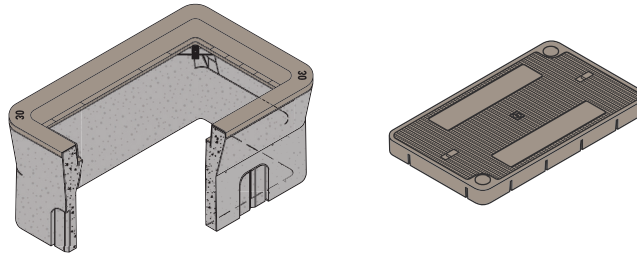
\*Products are rated by the lowest component rating. A tier 15 cover with a tier 22 body is rated tier 15. A tier 22 cover with a tier 22 body is rated tier 22.

# CHRISTY B30

CONCRETE  
13" X 24"



**LIGHT DUTY**  
PEDESTRIAN / GREENBELT



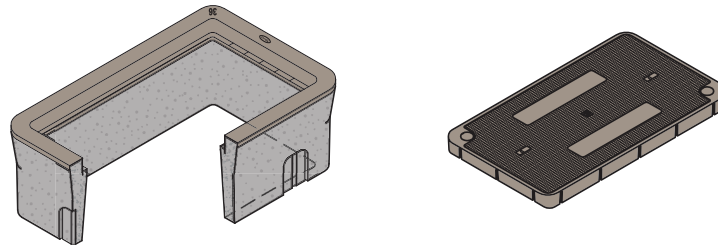
Rating	Part #	Desc 1	Desc 2	Color	Depth	Item Weight	Pallet Qty	Design Load	Quick Ship
<b>Body - B30 with Plastic Cap</b>									
Ped	1000114	Box, B30 Utility	B30BOX	Gray	12	134.0	16	300 lb/ft2	
<b>Extension - B30</b>									
Ped	1000140	Extension N30 x 12"	N36X12	Gray	12	216.0	8	300 lb/ft2	
<b>Lid - N30 with Plastic Cap</b>									
Ped	1004320	Lid, B30 E Less R/L	B30E	Gray	-	50.0	30	300 lb/ft2	
Ped	1004350	Lid, B30 G - "Water" w/CI Reader	B30G001	Gray	-	47.0	30	300 lb/ft2	

# CHRISTY N36

CONCRETE  
17" X 30"



**LIGHT DUTY**  
PEDESTRIAN / GREENBELT



Rating	Part #	Desc 1	Desc 2	Color	Depth	Item Weight	Pallet Qty	Design Load	Quick Ship
<b>Body - N36 with Plastic Cap</b>									
Ped	1000155	Box, N36 Utility	N36BOX	Gray	12	174.0	8	300 lb/ft2	
<b>Extension - N36</b>									
Ped	1000185	Extension N36 x 12"	N36BOX	Gray	12	174.0	8	300 lb/ft2	
<b>Lid - N36 with Plastic Cap</b>									
Ped	1005810	Lid, B36 E Less R/L	B36E	Gray	-	90.0	10	300 lb/ft2	
Ped	1005870	Lid, B36 G - "Water" w/CI Reader	B36G001	Gray	-	85.0	10	300 lb/ft2	

\*Products are rated by the lowest component rating. A tier 15 cover with a tier 22 body is rated tier 15. A tier 22 cover with a tier 22 body is rated tier 22.

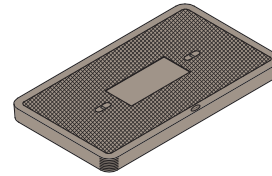
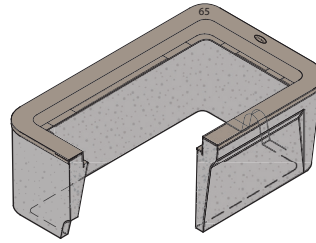
# CHRISTY B65

CONCRETE  
15" X 27"

B65 & F08



**LIGHT DUTY**  
PEDESTRIAN / GREENBELT



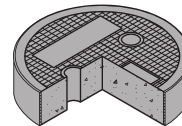
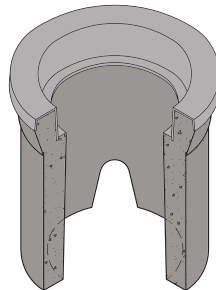
Rating	Part #	Desc 1	Desc 2	Color	Depth	Item Weight	Pallet Qty	Design Load	Quick Ship
<b>Body - B65 with Plastic Cap</b>									
Ped	1000190	Box, B65 Utility	B65BOX	Gray	12	164.0	8	300 lb/ft2	
<b>Extension - B65</b>									
Ped	1000195	Extension B65 x 12"	B65X12	Gray	12	136.0	8	300 lb/ft2	
<b>Lid - B65</b>									
Ped	1006740	Lid, B65 D - "Water" *	B65D001	Gray	-	65.0	-	300 lb/ft2	
Ped	1006770	Lid, B65 E Less R/L	B65E-2	Gray	-	71.0	-	300 lb/ft2	
Ped	1006780	Lid, B65 G - "Water" w/CI Reader **	B65G001	Gray	-	65.0	-	300 lb/ft2	
Ped	1006801	Lid, B65 P - "Water" w/Flexnet Probe **	B65P001-F	Gray	-	65.0	-	300 lb/ft2	

# CHRISTY F08

CONCRETE  
9" DIAMETER



**LIGHT DUTY**  
PEDESTRIAN / GREENBELT



Rating	Part #	Desc 1	Desc 2	Color	Depth	Item Weight	Pallet Qty	Design Load	Quick Ship
<b>Body - F08</b>									
Ped	1000370	Box, F08 Curb Valve	F08BOX	Gray	12	34.0	48	300 lb/ft2	
<b>Adapter for F14 and F22</b>									
Ped	3005000	ADS Adapter, Plastic 0862-AA, (F14/F22)	-	-	-	1	-	-	
<b>Extensions for Adapter</b>									
Ped	3005005	ADS Extension, Plastic, 6", (F14)	-	-	-	1	-	-	
Ped	3005020	ADS Extension, Plastic, 18", (F22)	-	-	-	3	-	-	
<b>Lid - F08</b>									
Ped	1008970	Lid, F08 R - "Water"	F08R001	Gray	-	9.0	100	300 lb/ft2	

\*Products are rated by the lowest component rating. A tier 15 cover with a tier 22 body is rated tier 15. A tier 22 cover with a tier 22 body is rated tier 22.

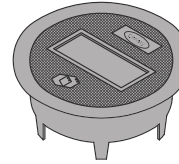
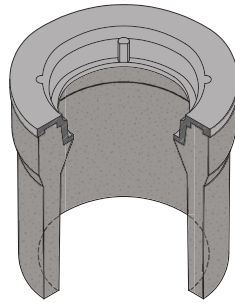
CHRISTY

# CHRISTY G03

CONCRETE  
10" DIAMETER



**TRAFFIC RATED**  
AASHTO H20



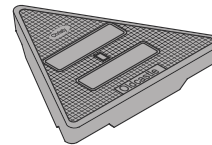
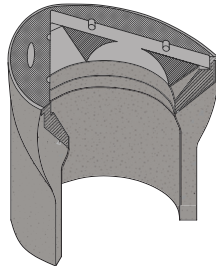
Rating	Part #	Desc 1	Desc 2	Color	Depth	Item Weight	Pallet Qty	Design Load	Quick Ship
<b>Body - G03</b>									
Traffic	1000401	Box, G03T Bolt Down Traffic Valve	G03TBOX	Gray	12	72	36	36,400 lbf	
<b>Lid - G03</b>									
Traffic	3000600	Lid, G03 C - "Water"	G03C001IMPT	Black	-	15	160	36,400 lbf	

# CHRISTY G04

CONCRETE  
9" TRIANGULAR



**TRAFFIC RATED**  
AASHTO H20



Rating	Part #	Desc 1	Desc 2	Color	Depth	Item Weight	Pallet Qty	Design Load	Quick Ship
<b>Body - G04</b>									
Traffic	1000405	Box, G04 Traffic Valve	G04BOX	Gray	12	66	36.0	36,400 lbf	
<b>Lid - G04</b>									
Traffic	3000670	Lid, G04 C - "Water"	G04C001	Black	-	15	-	36,400 lbf	

\*Products are rated by the lowest component rating. A tier 15 cover with a tier 22 body is rated tier 15. A tier 22 cover with a tier 22 body is rated tier 22.

# CHRISTY G05

CONCRETE  
11" DIAMETER

G05 & G08



**TRAFFIC RATED**  
AASHTO H20



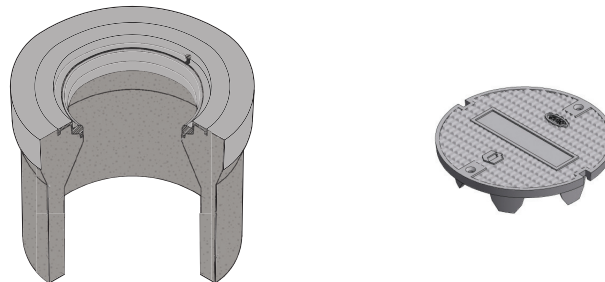
Rating	Part #	Desc 1	Desc 2	Color	Depth	Item Weight	Pallet Qty	Design Load	Quick Ship
<b>Body - G05</b>									
Traffic	1000415	Box, G05 T Bolt Down Traffic Valve	G05TBOX	Gray	12	63	36	36,400 lbf	
<b>Extension - G05</b>									
Traffic	1000445	Extension G05 x 12"	G05X12	Gray	12	38	36	36,400 lbf	
<b>Lid - G05</b>									
Traffic	3001090	Lid, G05 CT Bolt Down - "Water"	G05CT001	Black	-	10	190	36,400 lbf	
Traffic	3001100	Lid, G05 CT Bolt Down - No Mark	G05CT000	Black	-	10	190	36,400 lbf	

# CHRISTY G08

CONCRETE  
11" DIAMETER



**TRAFFIC RATED**  
AASHTO H20



Rating	Part #	Desc 1	Desc 2	Color	Depth	Item Weight	Pallet Qty	Design Load	Quick Ship
<b>Body - G08</b>									
Traffic	1000435	Box, G08 T Bolt Down Traffic Valve	G08TBOX	Gray	12	94	10.0	36,400 lbf	
<b>Extension - G08</b>									
Traffic	1000455	Extension, G08 X 12"	G08X12	Gray	12	66	10	36,400 lbf	
<b>Lid - G05 (Compatible with G05 and G08)</b>									
Traffic	3001090	Lid, G05 CT Bolt Down - "Water"	G05CT001	Black	-	10	190	36,400 lbf	
Traffic	3001100	Lid, G05 CT Bolt Down - No Mark	G05CT000	Black	-	10	190	36,400 lbf	

CHRISTY

\*Products are rated by the lowest component rating. A tier 15 cover with a tier 22 body is rated tier 15. A tier 22 cover with a tier 22 body is rated tier 22.

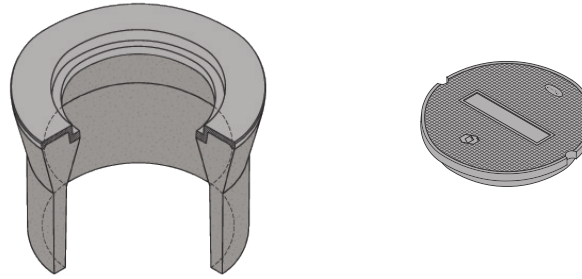


# CHRISTY G12

CONCRETE  
13" DIAMETER



**TRAFFIC RATED**  
AASHTO H20




Rating	Part #	Desc 1	Desc 2	Color	Depth	Item Weight	Pallet Qty	Design Load	Quick Ship
<b>Body - G12</b>									
Traffic	1000450	Box, G12 Traffic Valve	G12BOX	Gray	12	112	10	36,400 lbf	
<b>Extension - G12</b>									
Traffic	1000456	Extension, G12 X 12"	G12X12	Gray	12	86	18	36,400 lbf	
<b>Lid - G12</b>									
Traffic	3001160	Lid, G12 C - "Water"	G12C001	Black	-	25	138	36,400 lbf	

# CHRISTY B1017

CONCRETE  
10" X 17"



**TRAFFIC RATED**  
AASHTO H20



Rating	Part #	Desc 1	Desc 2	Color	Depth	Item Weight	Pallet Qty	Design Load	Quick Ship
<b>Body - B1017</b>									
Traffic	1000275	Box, B1017 Utility H20 Load	B1017BOX	Gray	12	136	20	36,400 lbf	
<b>Extension - B1017</b>									
Traffic	1000280	Extension, B1017 X 12"	B1017X12	Gray	12	130	20	36,400 lbf	
<b>Lid - B1017</b>									
Traffic	2000520	Cover, B1017 51GH - "Water" w/Reader	B101751GH001	Steel	-	45	40	36,400 lbf	
Traffic	2000690	Cover, B1017 51JH - "Water"	B101751JH001	Steel	-	40	40	36,400 lbf	



\*Products are rated by the lowest component rating. A tier 15 cover with a tier 22 body is rated tier 15. A tier 22 cover with a tier 22 body is rated tier 22.

# CHRISTY B1324

CONCRETE  
13" X 24"



**TRAFFIC RATED**  
AASHTO H20



B1324 & B1730


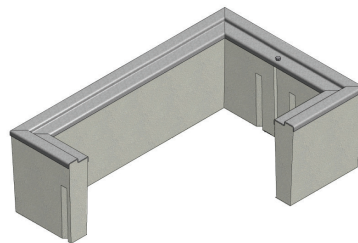
Rating	Part #	Desc 1	Desc 2	Color	Depth	Item Weight	Pallet Qty	Design Load	Quick Ship
<b>Body - B1324</b>									
Traffic	1000285	Box, B1324 Utility H20 Load	B1324BOX	Gray	12	168	16.0	36,400 lbf	
<b>Extension - B1324</b>									
Traffic	1000290	Extension, B1324 X 12 "	B1324X12	Gray	12	190	16	36,400 lbf	
<b>Lid - B1324</b>									
Traffic	2000920	Cover, B1324 51GH - "Water" w/Reader	B132451GH001	Steel	-	68	24	36,400 lbf	
Traffic	2001120	Cover, B1324 51JH - "Water"	B132451JH001	Steel	-	63	24	36,400 lbf	

# CHRISTY B1730

CONCRETE  
17" X 30"



**TRAFFIC RATED**  
AASHTO H20



CHRISTY

Rating	Part #	Desc 1	Desc 2	Color	Depth	Item Weight	Pallet Qty	Design Load	Quick Ship
<b>Body - B1730</b>									
Traffic	1000295	Box, B1730 Utility H20 Load	B1730BOX	Gray	12	280	6.0	36,400 lbf	
<b>Extension - B1730</b>									
Traffic	1000300	Extension, B1730 X 12"	B1730X12	Gray	12	310	6	36,400 lbf	
<b>Lid - B1730</b>									
Traffic	2001730	Cover, B1730 51GH - "Water" w/Reader	B173051GH001	Steel	-	109	14	36,400 lbf	
Traffic	2001880	Cover, B1730 51JH - "Water"	B173051JH001	Steel	-	111	14	36,400 lbf	


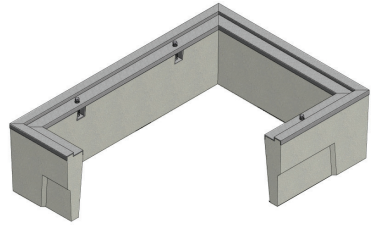
\*Products are rated by the lowest component rating. A tier 15 cover with a tier 22 body is rated tier 15. A tier 22 cover with a tier 22 body is rated tier 22.

# CHRISTY B2436

CONCRETE  
24" X 36"



**TRAFFIC RATED**  
AASHTO H20





Rating	Part #	Desc 1	Desc 2	Color	Depth	Item Weight	Pallet Qty	Design Load	Quick Ship
<b>Body - B2436</b>									
Traffic	1000305	Box, B2436 Utility H20 Load	B2436BOX	Gray	12	358	3.0	36,400 lbf	
<b>Extension - B2436</b>									
Traffic	1000310	Extension, B2436 X 12"	B2436X12	Gray	12	381	3	36,400 lbf	
<b>Lid - B2436</b>									
Traffic	2002230	Cover, B2436 52JH - "Water"	B243652JH001	Steel	-	328	6	36,400 lbf	

# CHRISTY B3048

CONCRETE  
30" X 48"



**TRAFFIC RATED**  
AASHTO H20



Rating	Part #	Desc 1	Desc 2	Color	Depth	Item Weight	Pallet Qty	Design Load	Quick Ship
<b>Body - B3048</b>									
Traffic	1000315	Box, B3048 Utility H20 Load	B3048BOX	Gray	12	458	3	36,400 lbf	
<b>Extension - B3048</b>									
Traffic	1000320	Extension, B3048 X 12"	B3048X12	Gray	12	458	3	36,400 lbf	
<b>Lid - B3048</b>									
Traffic	2002880	Cover, B3048 53JH - "Water"	B304853JH001	Gray	-	445	5	36,400 lbf	

\*Products are rated by the lowest component rating. A tier 15 cover with a tier 22 body is rated tier 15. A tier 22 cover with a tier 22 body is rated tier 22.

# CARSON HEAVYWALL METER PITS

POLYETHYLENE BLEND



**MEDIUM DUTY**  
20K

METER PITS



0015



0018



0020



0024



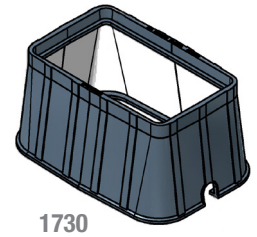
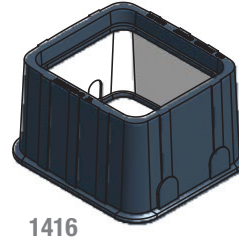
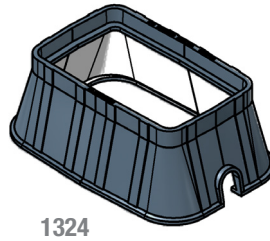
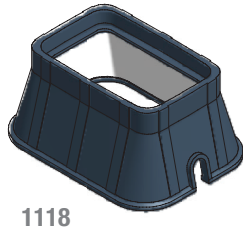
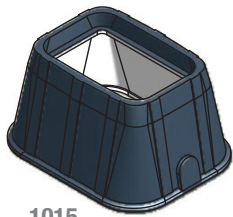
0030



0036

Rating	Part #	Desc 1	Desc 2	Color	Depth	Item Weight	Pallet Qty	Design Load	Quick Ship
<b>Body - 0015 HeavyWall Meter Pit</b>									
Med	00152001	0015-14 B Body B-W 2 Mshl	-	Black	14	9.0	-	20K	
Med	00152002	0015-18 B Body B-W 2 Mshl	-	Black	18	11.0	-	20K	
Med	00152003	0015-24 B Body B-W 2 Mshl	-	Black	24	13.5	-	20K	
Med	00152007	0015-18 S Body B-W 2 Mshl	Straight Wall	Black	18	11.0	-	20K	
Med	00152009	0015-18 B Body B-W 0 Mshl	Special MSD	Black	18	8.5	-	20K	
<b>Body - 0018 HeavyWall Meter Pit</b>									
Med	00182001	0018-18 B Body B-W 2 Mshl	-	Black	18	14.0	-	20K	
Med	00182002	0018-24 B Body B-W 2 Mshl	-	Black	24	18.0	-	20K	
Med	00182003	0018-30 B Body B-W 2 Mshl	-	Black	30	21.0	-	20K	
Med	00182004	0018-36 B Body B-W 2 Mshl	-	Black	36	25.0	-	20K	
Med	00182005	0018-48 B Body B-W 2 Mshl	-	Black	48	35.0	-	20K	
Med	00182006	0018-60 B Body B-W 2 Mshl	-	Black	60	49.0	-	20K	
Med	00182007	0018-20 B Body B-W 2 Mshl	24 in. Dia Base Inverted	Black	20	20.5	-	20K	
Med	00182009	0018-30 B Body S-W 2 Mshl	Straight Wall Recd Flange UBF	Black	30	21.0	-	20K	
Med	00182038	0018-20 B Body B-W 0 Mshl	24 in. Base Tapered	Black	20	20.5	-	20K	
<b>Body - 0020 HeavyWall Meter Pit</b>									
Med	00202006	0020-24 B Body B-W 2 Mshl	-	Black	24	20.5	-	20K	
Med	00202007	0020-30 B Body B-W 2 Mshl	-	Black	30	23.5	-	20K	
Med	00202008	0020-36 B Body B-W 2 Mshl	-	Black	36	28.5	-	20K	
Med	00202009	0020-48 B Body B-W 2 Mshl	-	Black	48	50.0	-	20K	
Med	00202010	0020-60 B Body B-W 2 Mshl	-	Black	60	60.0	-	20K	
Med	00202011	0020-72 B Body B-W 2 Mshl	-	Black	72	80.0	-	20K	
Med	00202013	0020-30 S Body B-W 2 Mshl	Straight Wall	Black	30	23.5	-	20K	
Med	00202014	0020-36 B Body B-W 2 Mshl	Inverted Raised Mshl	Black	36	29.0	-	20K	
Med	00202017	0020-20 B Body B-W 2 Mshl	-	Black	20	19.0	-	20K	
<b>Body - 0024 HeavyWall Meter Pit</b>									
Med	00242001	0024-18 B Body B-W 2 Mshl	-	Black	18	18.0	-	20K	
Med	00242002	0024-24 B Body B-W 2 Mshl	-	Black	24	23.5	-	20K	
Med	00242003	0024-30 B Body B-W 2 Mshl	-	Black	30	33.0	-	20K	
Med	00242004	0024-36 B Body B-W 2 Mshl	-	Black	36	39.0	-	20K	
Med	00242005	0024-48 B Body B-W 2 Mshl	-	Black	48	49.0	-	20K	
Med	00242006	0024-55 S Body B-W 0 Mshl	Straight Wall	Black	55	57.0	-	20K	
Med	00242022	0024-24 B Body B-W 2 Mshl w/ ring	548 Cast Iron Ring	Black	24	65.5	-	20K	
<b>Body - 0030 HeavyWall Meter Pit</b>									
Med	00302002	0030-24 B Body B-W 2 Mshl	-	Black	24	35.0	-	20K	
Med	00302003	0030-30 B Body B-W 2 Mshl	-	Black	30	42.5	-	20K	
Med	00302004	0030-36 B Body B-W 2 Mshl	-	Black	36	52.0	-	20K	
Med	00302005	0030-51 B Body B-W 2 Mshl	-	Black	51	67.0	-	20K	
Med	00302014	0030-24 CB Body B-W 2 Mshl	EJIW #5 P Ring	Black	24	31.0	-	20K	
Med	00302015	0030-18 CB Body B-W 2 Mshl	EJIW #5 P Ring	Black	18	20.0	-	20K	
<b>Body - 0036 HeavyWall Meter Pit</b>									
Med	00362002	0036-30 B Body B-W 2 Mshl	-	Black	30	49.0	-	20K	
Med	00362003	0036-36 B Body B-W 2 Mshl	-	Black	36	60.0	-	20K	
Med	00362004	0036-48 B Body B-W 2 Mshl	-	Black	48	70.0	-	20K	
<b>Body - 1900 HeavyWall Meter Pit</b>									
Med	19102001	1910-10 Body B-W 2 Mshl	15P Oval	Black	10	10.0	-	20K	
Med	19102002	1910-12 Body B-W 2 Mshl	15P Oval	Black	12	12.0	-	20K	
Med	19112001	1911-10 Body B-W 2 Mshl	Oval	Black	10	7.5	-	20K	
Med	30002002	30 in. Body Black 2 Mshl	Non Round Dallas Ring	Black	30	22.0	-	20K	

HEAVYWALL



Rating	Part #	Desc 1	Desc 2	Color	Depth	Item Weight	Pallet Qty	Design Load	Quick Ship
<b>Body - 1015 BC Meter Box</b>									
Med	10152021	1015-24 BC Body B-W 2 MshI	SFM Cover Prov	Black	24	27.0	12	20K	
Med	10152023	1015-12 BC Body B-W 2 MshI	SFM Cover Provision	Black	12	14.0	18	20K	
Med	10152028	1015-18 BC Body B-W 2 MshI	SFM Cover Provision	Black	18	20.0	12	20K	
<b>Body - 1118 BC Meter Box</b>									
Med	11182006	1118-12 BC Body B-W 2 MshI	-	Black	12	15.0	20	20K	
Med	11182007	1118-26 BC Body B-W 2 MshI	-	Black	26	28.0	4	20K	
<b>Body - 1324 BC Meter Box</b>									
Med	13242034	1324-12 BC Body B-W 2 MshI	-	Black	12	25.5	16	20K	
Med	13242047	1324-12 BC Body B-W 0 MshI	-	Black	12	25.5	16	20K	
<b>Body - 1416 BC Meter Box</b>									
Med	14162001	1416-12 BC Body B-W 0 MshI	-	Black	12	13.0	12	20K	
Med	14162003	1416-12 BC Body B-W 3 MshI	-	Black	12	13.0	12	20K	
<b>Body - 1730 BC Meter Box</b>									
Med	17302043	1730-18 BC Body B-W 2 MshI	-	Black	18	24.0	4	20K	




# CARSON HEAVYWALL RECTANGLE BCF

HDPE

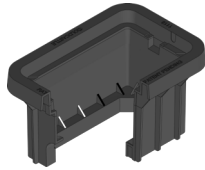
RECTANGLE BCF




**MEDIUM DUTY**  
20K




1015



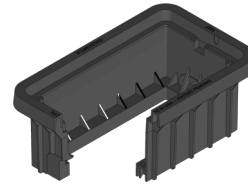
1118



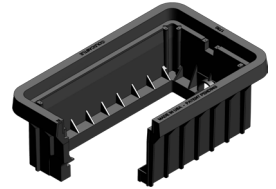
1324



1416



1527



1730

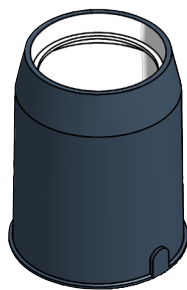
Rating	Part #	Desc 1	Desc 2	Color	Depth	Item Weight	Pallet Qty	Design Load	Quick Ship
<b>Body - 1015 BCF</b>									
Med	10152500	Body, HW1015-12	BCF,BLK,2MH,SW	Black	12	8.8	24	20K	
Med	10152520	Body, HW1015-18	BCF,BLK,2MH,SW	Black	18	11.5	18	20K	
<b>Body - 1118 BCF</b>									
Med	11182500	Body, HW1118-12	BCF,BLK,2MH,SW	Black	12	10.5	24	20K	
Med	11182510	Body, HW1118-12	BCF,BLK,0MH,SW	Black	12	10.5	24	20K	
Med	11182520	Body, HW1118-18	BCF,BLK,2MH,SW	Black	18	14.0	18	20K	
<b>Body - 1324 BCF</b>									
Med	13242500	Body, HW1324-12	BCF,BLK,2MH,SW	Black	12	14.5	16	20K	
Med	13242510	Body, HW1324-12	BCF,BLK,0MH,SW	Black	12	14.5	16	20K	
Med	13242520	Body, HW1324-18	BCF,BLK,2MH,SW	Black	18	19.0	12	20K	
Med	13242530	Body, HW1324-18	BCF,BLK,0MH,SW	Black	18	19.0	12	20K	
<b>Body - 1416 BCF</b>									
Med	14162500	Body,HW,1416-12	BCF,BLK,2MH,SW	Black	12	11.5	12	20K	
Med	14162530	Body,HW,1416-12	BCF,BLK,3MH,SW	Black	12	11.5	18	20K	
Med	14162520	Body,HW,1416-18	BCF,BLK,2MH,SW	Black	18	16.3	12	20K	
Med	14162540	Body,HW,1416-18	BCF,BLK,3MH,SW	Black	18	16.3	18	20K	
<b>Body - 1527 BCF</b>									
Med	15272500	Body, HW1527-12	BCF,BLK,2MH,SW	Black	12	16.8	16	20K	
Med	15272520	Body, HW1527-18	BCF,BLK,2MH,SW	Black	18	22.3	12	20K	
<b>Body - 1730 BCF</b>									
Med	17302500	Body, HW1730-12	BCF,BLK,2MH,SW	Black	12	20.0	8	20K	
Med	17302510	Body, HW1730-12	BCF,BLK,0MH,SW	Black	12	20.0	8	20K	
Med	17302520	Body, HW1730-18	BCF,BLK,2MH,SW	Black	18	26.5	6	20K	
Med	17302530	Body, HW1730-18	BCF,BLK,0MH,SW	Black	18	26.5	6	20K	

HEAVYWALL

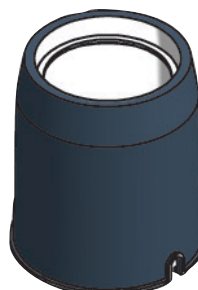
# CARSON HEAVYWALL BULLET-STYLE METER PITS

POLYETHYLENE BLEND






 MEDIUM DUTY  
20K



0018



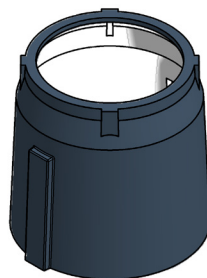
0030




Rating	Part #	Desc 1	Desc 2	Color	Depth	Item Weight	Pallet Qty	Design Load	Quick Ship
<b>Body - 0018 Bullet-Style Round</b>									
Med	00182015	0018-36 Body B-W 2 MsHI	22 in. Base Bullet Style	Black	36	33.0	-	20K	
Med	00182032	0018-30 Body B-W 2 MsHI	22 in. Base Bullet Style	Black	30	33.0	-	20K	
Med	00182033	0018-24 Body B-W 2 MsHI	22 in Base Bullet Style	Black	24	22.0	-	20K	
<b>Body - 0020 Bullet-Style Round</b>									
Med	00202001	0020-30 Body B-W 2 MsHI	24 in. Base Bullet Style	Black	30	33.0	-	20K	
Med	00202002	0020-36 Body B-W 2 MsHI	24 in. Base Bullet Style	Black	36	48.0	-	20K	
Med	00202003	0020-42 Body B-W 2 MsHI	24 in. Base Bullet Style	Black	42	40.0	-	20K	
Med	00202004	0020-48 Body B-W 2 MsHI	24 in. Base Bullet Style No T-	Black	48	54.5	-	20K	
Med	00202023	0020-64 Body B-W 0 MsHI	Bullet Style T-Pack Removed H	Black	64	68.0	-	20K	
Med	00202037	0020-24 Body B-W 2 MsHI	24 in. Base Bullet Style	Black	24	23.0	-	20K	

# CARSON HEAVYWALL D-STYLE METER PIT

POLYETHYLENE BLEND





 MEDIUM DUTY  
20K



Rating	Part #	Desc 1	Desc 2	Color	Depth	Item Weight	Pallet Qty	Design Load	Quick Ship
<b>Body - 0018 D-Style Round</b>									
Med	00182011	0018-14 D Body B-W 0 MsHI	1814D	Black	14	10.5	-	20K	
Med	00182012	0018-18 D Body B-W 0 MsHI	181824D	Black	18	15.0	-	20K	
Med	00182014	0018-18 D Body B-W 0 MsHI	1818D	Black	18	13.0	-	20K	
Med	00182017	0018-24 D Body B-W 0 MsHI	182424D	Black	24	19.5	-	20K	
Med	00182020	0018-24 D Body B-W 0 MsHI	1824D	Black	24	17.0	-	20K	
Med	00182040	0018-14 D Body B-W 0 MsHI w/ ring	#34-#4 CI Ring 1814D	Black	14	49.5	-	20K	
Med	00182043	0018-18 D Body B-W 0 MsHI w/ ring	#34-#4 CI Ring 1818D	Black	18	52.0	-	20K	
Med	00182046	0018-24 D Body B-W 0 MsHI w/ ring	#34-#4 CI Ring 182424D	Black	24	58.5	-	20K	
Med	00182048	0018-24 D Body B-W 0 MsHI w/ ring	#34-#4 CI Ring 1824D	Black	24	56.0	-	20K	

# CARSON HEAVYWALL COVERS

COVERS









Rating	Part #	Desc 1	Desc 2	Color	Depth	Item Weight	Pallet Qty	Design Load	Quick Ship
<b>Plastic Covers</b>									
Ped	12004001	1200 Fish Cover Black Water	no Slide Lock	Black	-	2.8	-	300 lb/ft2	
Ped	12004004	1200 Fish Cover Blue Water	with Slide Lock	Blue	-	2.8	-	300 lb/ft2	
Ped	12004100	Center Lid Plastic Wtr Mtr	Small Penta Nut	Black	-	3.5	-	300 lb/ft2	
<b>Cast Iron Covers Meter Pits</b>									
Med	00004020	20 in. Monitor Lid CI Wtr Mtr	Small Lock Nut TRH	Black	-	44.0	-	20K	
Med	00184011	0018 B Flat Cover CI Wtr Mtr	-	Black	-	34.0	-	20K	
Med	00184012	0018 B T Cover CI Wtr Mtr	Raised Frm Lckng Lid SNut TRH	Black	-	34.0	-	20K	
Med	00204008	0020 B Fish Cover CI Wtr Mtr	Recesd Frm Drop-In Lid	Black	-	38.0	-	20K	
Med	00244001	0024 B Cover CI Wtr Mtr	20 in. Monitor Style CI Lid	Black	-	45.0	-	20K	
Med	00364001	0036 B Cover CI Wtr Mtr	20 in. Monitor Style CI Lid	Black	-	200.0	-	20K	
Med	10154106	1015 BC Fish Cover CI Sewer	Solid	Black	-	18.3	-	20K	
Med	14164001	1416 BC Fish Cover CI Wtr Mtr	Max View Reader Door	Black	-	28.0	-	20K	
Med	14164006	1416 BC Fish Cover CI Wtr Mtr	Solid DOM	Black	-	35.0	-	20K	
Med	19104004	1910 Fish Cover CI Wtr Mtr	Oval (10 12 & 18 Bx) DOM	Black	-	7.0	-	20K	
<b>Ductile Iron Covers Meter Boxes</b>									
Med	10154080	1015 BC Fish Cover DI Wtr Mtr	Solid	Black	-	19.2	-	20K	
Med	10154081	1015 BC Fish Cover DI Wtr Mtr	Max View Reader Door	Black	-	16.0	-	20K	
Med	10154082	1015 BC Fish Cover DI Wtr Mtr	Solid DOM	Black	-	26.0	-	20K	
Med	10154083	1015 BC Fish Cover DI Wtr Mtr	Bolt-in Reader Door - DOM	Black	-	17.0	-	20K	
Med	11184019	1118 BC Fish Cover DI Wtr Mtr	Solid	Black	-	22.0	-	20K	
Med	11184020	1118 BC Fish Cover DI Wtr Mtr	Max View Reader Door	Black	-	22.0	-	20K	
Med	11184048	1118 BC Fish Cover DI Wtr Mtr	Standard Reader Door DOM	Black	-	23.0	-	20K	
Med	11184049	1118 BC Fish Cover DI Wtr Mtr	Solid DOM	Black	-	23.0	-	20K	
Med	11184058	1118 BC Fish Cover DI Wtr Mtr	Max View Reader Door TRH	Black	-	23.0	-	20K	
Med	11184073	1118 BC Fish Cover DI Sewer	Solid DOM	Black	-	23.0	-	20K	
Med	11184077	1118 BC Fish Cover DI Wtr Mtr	Solid TRH DOM	Black	-	23.0	-	20K	
Med	13244056	1324 BC Fish Cover DI Sewer	Solid DOM	Black	-	42.0	-	20K	
Med	13244284	1324 BC Fish Cover DI Wtr Mtr	Solid	Black	-	33.0	-	20K	
Med	13244285	1324 BC Fish Cover DI Wtr Mtr	Max View Reader Door	Black	-	33.0	-	20K	
Med	13244287	1324 BC Fish Cover DI Wtr Mtr	Solid DOM	Black	-	33.0	-	20K	
Med	13244299	1324 BC Fish Cover DI Wtr Mtr	Standard Reader Door DOM Old St	Black	-	33.0	-	20K	
Med	13244301	1324 BC Fish Cover DI Wtr Mtr	Max View Reader Door TRH	Black	-	33.0	-	20K	
Med	13244305	1324 BC Fish Cover DI Wtr Mtr	Solid TRH	Black	-	30.0	-	20K	
Med	14164021	1416 BC Fish Cover DI Wtr Mtr	Standard Reader Door DOM	Black	-	30.9	-	20K	
Med	15274001	1527 BC Fish Cover DI Wtr Mtr	Solid	Black	-	46.0	-	20K	
Med	15274002	1527 BC Fish Cover DI Wtr Mtr	Max View Reader Door	Black	-	46.0	-	20K	
Med	17304268	1730 BC Fish Cover DI Wtr Mtr	Solid	Black	-	60.0	-	20K	
Med	17304269	1730 BC Fish Cover DI Wtr Mtr	Max View Reader Door	Black	-	69.0	-	20K	
Med	17304271	1730 BC Fish Cover DI Wtr Mtr	Solid DOM	Black	-	63.0	-	20K	
Med	17304282	1730 BC Fish Cover DI Wtr Mtr	Std Reader Door DOM Old Style	Black	-	69.0	-	20K	
<b>Heavy Duty Plastic Covers</b>									
Med	10154500	Lid, HD1015 'WATER METER'	BLK,FLD,CLK_002	Black	-	8.0	-	20K	
Med	10154503	Lid, HD1015 'WATER METER'	BLK,FLD,AMR,4.5_002	Black	-	8.0	-	20K	
Med	10154504	Lid, HD1015 'WATER METER'	BLK,FLD,AMR,3.0_002	Black	-	8.0	-	20K	
Med	11184500	Lid, HD1118 'WATER METER'	BLK,FLD,CLK_002	Black	-	11.0	-	20K	
Med	11184503	Lid, HD1118 'WATER METER'	BLK,FLD,AMR,4.5_002	Black	-	11.0	-	20K	
Med	11184504	Lid, HD1118 'WATER METER'	BLK,FLD,AMR,3.0_002	Black	-	11.0	-	20K	
Med	13244500	Lid, HD1324 'WATER METER'	BLK,FLD,CLK_002	Black	-	12.3	-	20K	
Med	13244502	Lid, HD1324 'WATER METER'	BLK,FLD,CIR_002	Black	-	12.3	-	20K	
Med	13244503	Lid, HD1324 'WATER METER'	BLK,FLD,AMR,4.5_002	Black	-	12.3	-	20K	
Med	13244504	Lid, HD1324 'WATER METER'	BLK,FLD,AMR,3.0_002	Black	-	12.3	-	20K	
Med	15274500	Lid, HD1527 'WATER METER'	BLK,FLD,CLK_002	Black	-	17.0	-	20K	
Med	15274502	Lid, HD1527 'WATER METER'	BLK,FLD,CIR_002	Black	-	17.0	-	20K	
Med	15274503	Lid, HD1527 'WATER METER'	BLK,FLD,AMR,4.5_002	Black	-	17.0	-	20K	
Med	15274504	Lid, HD1527 'WATER METER'	BLK,FLD,AMR,3.0_002	Black	-	17.0	-	20K	
Med	17304500	Lid, HD1730 'WATER METER'	BLK,FLD,CLK_002	Black	-	27.0	-	20K	
Med	17304502	Lid, HD1730 'WATER METER'	BLK,FLD,CIR_002	Black	-	27.0	-	20K	
Med	17304503	Lid, HD1730 'WATER METER'	BLK,FLD,AMR,4.5_002	Black	-	27.0	-	20K	
Med	17304504	Lid, HD1730 'WATER METER'	BLK,FLD,AMR,3.0_002	Black	-	27.0	-	20K	
<b>Fibrelyte Covers</b>									
Med	02001245	Lid, FL09 D - No Mark	FL09D000	-	-	8.7	120	20K	
Med	02001316	Lid, FL09 G 'WATER METER'	FL09G_002	-	-	14.2	120	20K	
Med	02001367	Lid, FL12 D - (Beige) "Water"	FL12D001-2	Beige	-	9.5	80	20K	
Med	02001375	Lid, FL12 G 'WATER METER'	FL12G_002	-	-	13.6	80	20K	
Med	02001440	Lid, FL30 D - "Water"	FL30D001	-	-	20	60	20K	

CONTINUED ON NEXT PAGE

HEAVYWALL

Rating	Part #	Desc 1	Desc 2	Color	Depth	Item Weight	Pallet Qty	Design Load	Quick Ship
Med	02001494	Lid, FL30 G - "Water Meter"	FL30G378	-	-	25.3	60	20K	
Med	02001396	Lid, FL1416 D Black Rebar 'WATER METER'	FL1416D Black 002	black	-	16.7	-	20K	
Med	02001404	Lid, FL1527 D Rebar Black 'WATER METER'	FL1527D Black 002	black	-	31.3	-	20K	
Med	02001405	Lid, FL1527 G Rebar Black Reader 'WATER METER'	FL1527G Black 002	black	-	26.1	-	20K	
Med	02001530	Lid, FL36 D - "Water"	FL36D001	-	-	37.9	30	20K	
Med	02001565	Lid, FL36 G Black Rebar 'WATER METER'	FL36G Black 002	black	-	42.1	30	20K	

## CARSON HEAVYWALL EXTENSIONS

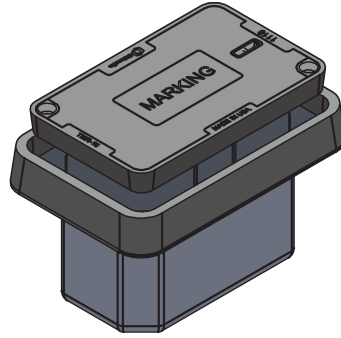
Rating	Part #	Desc 1	Desc 2	Color	Depth	Item Weight	Pallet Qty	Design Load	Quick Ship
<b>Extension - 0018 Round</b>									
Med	00183001	0018-3 B Ext B-W	-	Black	3	4.5	-	20K	
Med	00183002	0018-6 B Ext B-W	-	Black	6	6.5	-	20K	
Med	00183003	0018-12 B Ext B-W	-	Black	12	10.5	-	20K	
Med	00183004	0018-22 B Ext B-W	22 Degree Off Grade	Black	22	6.5	-	20K	
<b>Extension - 0020 Round</b>									
Med	00203001	0020-2 B Ext B-W	-	Black	2	4.5	-	20K	
Med	00203002	0020-3 B Ext B-W	-	Black	3	6.0	-	20K	
Med	00203003	0020-4 B Ext B-W	-	Black	4	6.0	-	20K	
Med	00203004	0020-6 B Ext B-W	-	Black	6	7.0	-	20K	
Med	00203005	0020-8 B Ext B-W	-	Black	8	8.0	-	20K	
Med	00203006	0020-12 B Ext B-W	-	Black	12	10.0	-	20K	
Med	00203007	0020-7 B Ext B-W	7 Degree Off Grade	Black	7	7.5	-	20K	
Med	00203008	0020-15 B Ext B-W	15 Degree Off Grade	Black	15	13.0	-	20K	
Med	00203009	0020-22 B Ext B-W	22 Degree Off Grade	Black	22	15.0	-	20K	
Med	00243001	0024-3 B Ext B-W	-	Black	3	8.0	-	20K	
<b>Extension - 0030 Round</b>									
Med	00303001	0030-3 B Ext B-W	-	Black	3	15.0	-	20K	
<b>Extension - 0036 Round</b>									
Med	00363001	0036-3 B Ext B-W	-	Black	3	7.0	-	20K	

# OLDCASTLE FRP 1118

FIBERGLASS REINFORCED POLYMER  
11" X 18"



**MEDIUM DUTY**  
ANSI/SCTE TIER 15



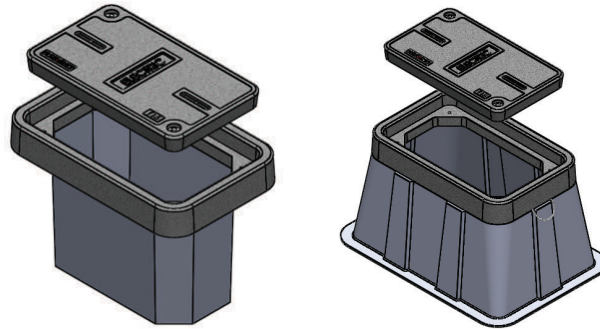
Rating	Part #	Desc 1	Desc 2	Color	Depth	Item Weight	Pallet Qty	Design Load	Quick Ship
<b>Units Oldcastle FRP - 1118 Straight Wall</b>									
T15	11181810	Unit, Oldcastle FRP, 1118-12 SW EMS Blank		Gray	12	-	-	15000	
T15	11181820	Unit, Oldcastle FRP, 1118-18 SW Blank		Gray	18	-	-	15000	

# OLDCASTLE FRP 1324

FIBERGLASS REINFORCED POLYMER  
13" X 24"



**MEDIUM DUTY**  
ANSI/SCTE TIER 15



Rating	Part #	Desc 1	Desc 2	Color	Depth	Item Weight	Pallet Qty	Design Load	Quick Ship
<b>Units Oldcastle FRP - 1324 Flared Wall</b>									
T15	13241700	Unit, Oldcastle FRP, Fiberglass 1324-12 FW Blank		Gray	12	-	-	15000	
T15	13241710	Unit, Oldcastle FRP, Fiberglass 1324-18 FW Blank		Gray	18	-	-	15000	
T15	13241730	Unit, Oldcastle FRP, 1324-18 FW Blank Penta Bolt		Gray	18	-	-	15000	
T15	13241720	Unit, Oldcastle FRP, 1324-24 FW EMS Blank		Gray	24	-	-	15000	
T15	13241750	Unit, Oldcastle FRP, Fiberglass 1324-24 FW Blank		Gray	24	-	-	15000	
<b>Units Oldcastle FRP - 1324 Straight Wall</b>									
T15	13241800	Unit, Oldcastle FRP, Fiberglass 1324-18 SW Blank		Gray	18	-	-	15000	
T15	13241810	Unit, Oldcastle FRP, Fiberglass 1324-24 SW Blank		Gray	24	-	-	15000	

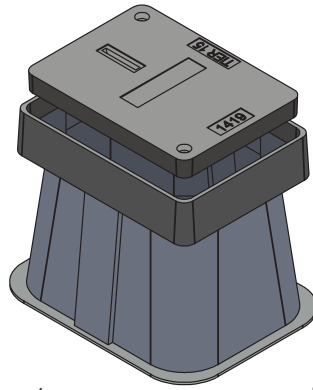
\*Products are rated by the lowest component rating. A tier 15 cover with a tier 22 body is rated tier 15. A tier 22 cover with a tier 22 body is rated tier 22.

# OLDCASTLE FRP 1419

FIBERGLASS REINFORCED POLYMER  
14" X 19"



**MEDIUM DUTY**  
ANSI/SCTE TIER 15



Rating	Part #	Desc 1	Desc 2	Color	Depth	Item Weight	Pallet Qty	Design Load	Quick Ship
--------	--------	--------	--------	-------	-------	-------------	------------	-------------	------------

### Units Oldcastle FRP - 1419 Flared Wall

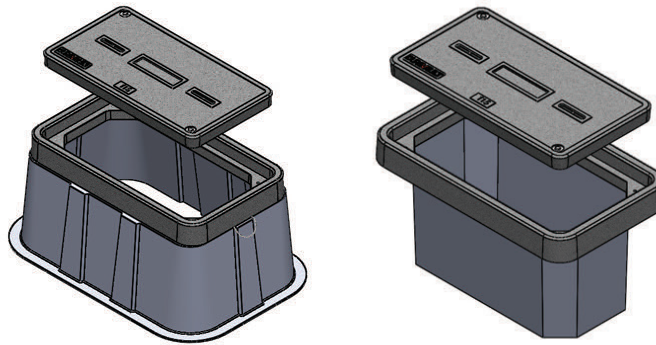
T15	14191710	Unit, Oldcastle FRP, 1419-18 FW Blank		Gray	18	-	-	15000	
T15	14191720	Unit, Oldcastle FRP, 1419-24 FW Blank		Gray	24	-	-	15000	

# OLDCASTLE FRP 1730

FIBERGLASS REINFORCED POLYMER  
17" X 30"



**MEDIUM DUTY**  
ANSI/SCTE TIER 15



Rating	Part #	Desc 1	Desc 2	Color	Depth	Item Weight	Pallet Qty	Design Load	Quick Ship
--------	--------	--------	--------	-------	-------	-------------	------------	-------------	------------

### Units Oldcastle FRP - 1730 Flared Wall

T15	17301700	Unit, Oldcastle FRP, Fiberglass 1730-12 FW Blank		Gray	12	-	-	15000	
T15	17301710	Unit, Oldcastle FRP, 1730-12 FW Blank Penta Bolt		Gray	12	-	-	15000	
T15	17301720	Unit, Oldcastle FRP, Fiberglass 1730-18 FW Blank		Gray	18	-	-	15000	
T15	17301730	Unit, Oldcastle FRP, 1730-18 FW Blank Penta Bolt		Gray	18	-	-	15000	
T15	17301737	Unit, Oldcastle FRP, Fiberglass 1730-24 FW Blank		Gray	24	-	-	15000	
T15	17301735	Unit, Oldcastle FRP, 1730-24 FW Communication		Gray	24	-	-	15000	
T15	17301750	Unit, Oldcastle FRP, 1730-24 FW Blank Penta Bolt		Gray	24	-	-	15000	
T15	17301740	Unit, Oldcastle FRP, Fiberglass 1730-30 FW Blank		Gray	30	-	-	15000	

### Units Oldcastle FRP - 1730 Straight Wall

T15	17301800	Unit, Oldcastle FRP, Fiberglass 1730-12 SW Blank		Gray	12	-	-	15000	
T15	17301810	Unit, Oldcastle FRP, Fiberglass 1730-18 SW Blank		Gray	18	-	-	15000	
T15	17301820	Unit, Oldcastle FRP, Fiberglass 1730-24 SW Blank		Gray	24	-	-	15000	
T15	17301825	Unit, Oldcastle FRP, 1730-24 SW Blank EMS		Gray	24	-	-	15000	
T15	17301830	Unit, Oldcastle FRP, Fiberglass 1730-30 SW Blank		Gray	30	-	-	15000	

\*Products are rated by the lowest component rating. A tier 15 cover with a tier 22 body is rated tier 15. A tier 22 cover with a tier 22 body is rated tier 22.



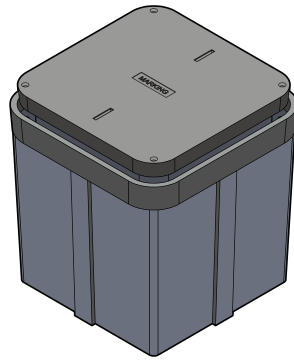
# OLDCASTLE FRP 2424

FIBERGLASS REINFORCED POLYMER

24" X 24"



**MEDIUM DUTY**  
ANSI/SCTE TIER 15



Rating	Part #	Desc 1	Desc 2	Color	Depth	Item Weight	Pallet Qty	Design Load	Quick Ship
--------	--------	--------	--------	-------	-------	-------------	------------	-------------	------------

### Units Oldcastle FRP - 2424 Straight Wall

T15	24241810	Unit, Oldcastle FRP, 2424-24 SW Blank		Gray	24	-	-	15000	
T15	24241820	Unit, Oldcastle FRP, 2424-24 SW EMS Blank		Gray	24	-	-	15000	


# OLDCASTLE FRP 2436

FIBERGLASS REINFORCED POLYMER

24" X 36"



**MEDIUM DUTY**  
ANSI/SCTE TIER 15



Rating	Part #	Desc 1	Desc 2	Color	Depth	Item Weight	Pallet Qty	Design Load	Quick Ship
--------	--------	--------	--------	-------	-------	-------------	------------	-------------	------------

### Units Oldcastle FRP - 2436 Flared Wall

T15	24361700	Unit, Oldcastle FRP, Fiberglass 2436-18 FW Blank		Gray	18	-	-	15000	
T15	24361710	Unit, Oldcastle FRP, 2436-18 FW EMS Blank		Gray	18	-	-	15000	
T15	24361726	Unit, Oldcastle FRP, Fiberglass 2436-24 FW Blank		Gray	24	-	-	15000	
T15	24361722	Unit, Oldcastle FRP, 2436-24 FW Blank Penta Bolt		Gray	24	-	-	15000	
T15	24361724	Unit, Oldcastle FRP, 2436-24 FW EMS Blank Penta		Gray	24	-	-	15000	
T15	24361750	Unit, Oldcastle FRP, Fiberglass 2436-30 FW Blank		Gray	30	-	-	15000	
T15	24361730	Unit, Oldcastle FRP, 2436-30 FW EMS Blank		Gray	30	-	-	15000	
T15	24361735	Unit, Oldcastle FRP, 2436-30 FW Blank		Gray	30	-	-	15000	
T15	24361740	Unit, Oldcastle FRP, 2436-36 FW EMS Blank		Gray	36	-	-	15000	
T15	24361745	Unit, Oldcastle FRP, 2436-36 FW EMS Blank Penta		Gray	36	-	-	15000	
T15	24361770	Unit, Oldcastle FRP, Fiberglass 2436-36 FW Blank		Gray	36	-	-	15000	

### Units Oldcastle FRP - 2436 Straight Wall

T15	24361800	Unit, Oldcastle FRP, Fiberglass 2436-18 SW Blank		Gray	18	-	-	15000	
T15	24361810	Unit, Oldcastle FRP, Fiberglass 2436-24 SW Blank		Gray	24	-	-	15000	
T15	24361815	Unit, Oldcastle FRP, 2436-24 SW EMS Blank		Gray	24	-	-	15000	
T15	24361825	Unit, Oldcastle FRP, Fiberglass 2436-30 SW Blank		Gray	30	-	-	15000	
T15	24361850	Unit, Oldcastle FRP, 2436-36 SW Blank MH		Gray	36	-	-	15000	
T15	24361860	Unit, Oldcastle FRP, 2436-36 SW EMS Blank		Gray	36	-	-	15000	
T15	24361845	Unit, Oldcastle FRP, Fiberglass 2436-36 SW Blank		Gray	36	-	-	15000	
T15	24361830	Unit, Oldcastle FRP, Fiberglass 2436-48 SW Blank		Gray	48	-	-	15000	

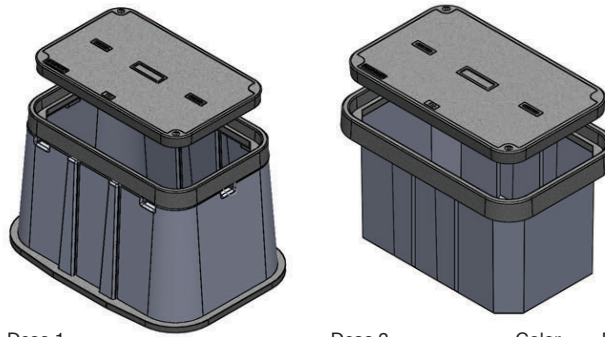
\*Products are rated by the lowest component rating. A tier 15 cover with a tier 22 body is rated tier 15. A tier 22 cover with a tier 22 body is rated tier 22.

# OLDCASTLE FRP 3048

FIBERGLASS REINFORCED POLYMER  
30" X 48"



**MEDIUM DUTY**  
ANSI/SCTE TIER 15



Rating	Part #	Desc 1	Desc 2	Color	Depth	Item Weight	Pallet Qty	Design Load	Quick Ship
--------	--------	--------	--------	-------	-------	-------------	------------	-------------	------------

### Units Oldcastle FRP - 3048 Flared Wall

T15	30481700	Unit, Oldcastle FRP, Fiberglass 3048-18 FW Blank		Gray	18	-	-	15000	
T15	30481730	Unit, Oldcastle FRP, Fiberglass 3048-24 FW Blank		Gray	24	-	-	15000	
T15	30481710	Unit, Oldcastle FRP, 3048-24 FW EMS Blank Penta		Gray	24	-	-	15000	
T15	30481726	Unit, Oldcastle FRP, 3048-30 FW EMS Blank		Gray	30	-	-	15000	
T15	30481720	Unit, Oldcastle FRP, Fiberglass 3048-30 FW Blank		Gray	30	-	-	15000	
T15	30481732	Unit, Oldcastle FRP, 3048-36 FW Blank Penta Bolt		Gray	36	-	-	15000	
T15	30481735	Unit, Oldcastle FRP, 3048-36 FW EMS Blank		Gray	36	-	-	15000	
T15	30481750	Unit, Oldcastle FRP, Fiberglass 3048-36 FW Blank		Gray	36	-	-	15000	

### Units Oldcastle FRP - 3048 Straight Wall

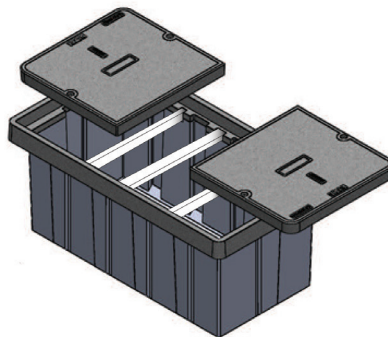
T15	30481800	Unit, Oldcastle FRP, Fiberglass 3048-18 SW Blank		Gray	18	-	-	15000	
T15	30481810	Unit, Oldcastle FRP, Fiberglass 3048-24 SW Blank		Gray	24	-	-	15000	
T15	30481815	Unit, Oldcastle FRP, 3048-24 SW Blank Penta Bolt		Gray	24	-	-	15000	
T15	30481820	Unit, Oldcastle FRP, Fiberglass 3048-30 SW Blank		Gray	30	-	-	15000	
T15	30481835	Unit, Oldcastle FRP, 3048-36 SW EMS Blank		Gray	36	-	-	15000	
T15	30481840	Unit, Oldcastle FRP, 3048-36 SW Blank K/O		Gray	36	-	-	15000	
T15	30481842	Unit, Oldcastle FRP, 3048-36 SW EMS Blank Penta		Gray	36	-	-	15000	
T15	30481830	Unit, Oldcastle FRP, Fiberglass 3048-36 SW Blank		Gray	36	-	-	15000	
T15	30481850	Unit, Oldcastle FRP, Fiberglass 3048-48 SW Blank		Gray	48	-	-	15000	

# OLDCASTLE FRP 3060

FIBERGLASS REINFORCED POLYMER  
30" X 60"



**MEDIUM DUTY**  
ANSI/SCTE TIER 15



Rating	Part #	Desc 1	Desc 2	Color	Depth	Item Weight	Pallet Qty	Design Load	Quick Ship
--------	--------	--------	--------	-------	-------	-------------	------------	-------------	------------

### Units Oldcastle FRP - 3060 Straight Wall

T15	30601800	Unit, Oldcastle FRP, Fiberglass 3060-30 SW Blank		Gray	30	-	-	15000	
T15	30601815	Unit, Oldcastle FRP, 3060-30 SW EMS Blank		Gray	30	-	-	15000	
T15	30601825	Unit, Oldcastle FRP, 3060-30 SW EMS Blank Penta		Gray	30	-	-	15000	
T15	30601810	Unit, Oldcastle FRP, Fiberglass 3060-36 SW Blank		Gray	36	-	-	15000	
T15	30601820	Unit, Oldcastle FRP, 3060-36 SW EMS Blank		Gray	36	-	-	15000	
T15		Unit, Oldcastle FRP, Fiberglass 3060-60 SW Blank		Gray	60	-	-	15000	

\*Products are rated by the lowest component rating. A tier 15 cover with a tier 22 body is rated tier 15. A tier 22 cover with a tier 22 body is rated tier 22.

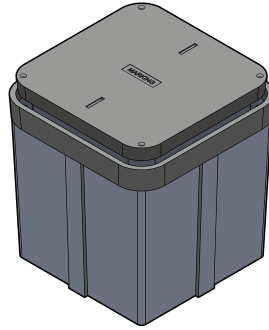
# OLDCASTLE FRP 3636

FIBERGLASS REINFORCED POLYMER

36" X 36"



**MEDIUM DUTY**  
ANSI/SCTE TIER 15



Rating	Part #	Desc 1	Desc 2	Color	Depth	Item Weight	Pallet Qty	Design Load	Quick Ship
<b>Units Oldcastle FRP - 3636 Straight Wall</b>									
T15	36361810	Unit, Oldcastle FRP, 3636-36 SW Blank		Gray	36	-	-	15000	

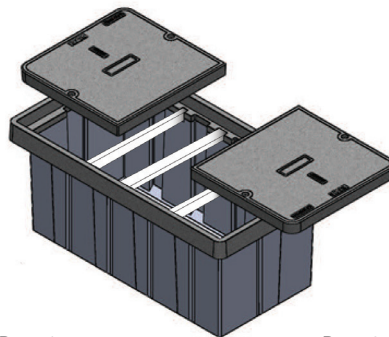
# OLDCASTLE FRP 3660

FIBERGLASS REINFORCED POLYMER

36" X 60"



**MEDIUM DUTY**  
ANSI/SCTE TIER 15



Rating	Part #	Desc 1	Desc 2	Color	Depth	Item Weight	Pallet Qty	Design Load	Quick Ship
<b>Units Oldcastle FRP - 3660 Straight Wall</b>									
T15	36601717	Unit, Oldcastle FRP, Fiberglass 3660-24 SW Blank		Gray	24	-	-	15000	
T15	36601810	Unit, Oldcastle FRP, Fiberglass 3660-30 SW Blank			30	-	-	15000	
T15	36601710	Unit, Oldcastle FRP, Fiberglass 3660-36 SW Blank			36	-	-	15000	
T15	36601830	Unit, Oldcastle FRP, Fiberglass 3660-60 SW Blank			60	-	-	15000	

\*Products are rated by the lowest component rating. A tier 15 cover with a tier 22 body is rated tier 15. A tier 22 cover with a tier 22 body is rated tier 22.

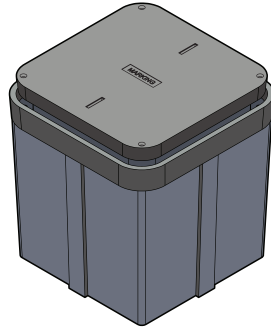
# OLDCASTLE FRP 4848

FIBERGLASS REINFORCED POLYMER

48" X 48"



**MEDIUM DUTY**  
ANSI/SCTE TIER 15



Rating	Part #	Desc 1	Desc 2	Color	Depth	Item Weight	Pallet Qty	Design Load	Quick Ship
--------	--------	--------	--------	-------	-------	-------------	------------	-------------	------------

### Units Oldcastle FRP - 4848 Straight Wall

T15	48481810	Unit, Oldcastle FRP, 4848-24 SW EMS Blank		Gray	24	-	-	15000	
T15	48481820	Unit, Oldcastle FRP, 4848-24 SW Blank		Gray	24	-	-	15000	
T15	48481800	Unit, Oldcastle FRP, 4848-48 SW Blank		Gray	48	-	-	15000	
T15	48481805	Unit, Oldcastle FRP, 4848-48 SW CI Cover Blank		Gray	48	-	-	15000	
T15	48481815	Unit, Oldcastle FRP, 4848-48 SW CI Cover Blank		Gray	48	-	-	15000	
T15	48481825	Unit, Oldcastle FRP, 4848-48 SW Blank		Gray	48	-	-	15000	
T15	48481835	Unit, Oldcastle FRP, 4848-60 SW Blank		Gray	60	-	-	15000	

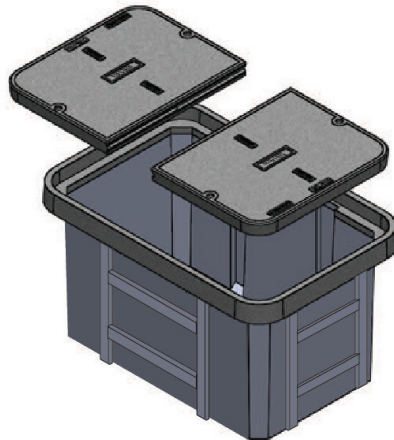
# OLDCASTLE FRP 4872

FIBERGLASS REINFORCED POLYMER

48" X 72"



**MEDIUM DUTY**  
ANSI/SCTE TIER 15



Rating	Part #	Desc 1	Desc 2	Color	Depth	Item Weight	Pallet Qty	Design Load	Quick Ship
--------	--------	--------	--------	-------	-------	-------------	------------	-------------	------------

### Units Oldcastle FRP - 4872 Straight Wall

T15	48721810	Unit, Oldcastle FRP, 4872-36 SW Blank		Gray	36	-	-	15000	
T15	48721800	Unit, Oldcastle FRP, 4872-48 SW Blank		Gray	48	-	-	15000	
T15	48721820	Unit, Oldcastle FRP, 4872-60 SW Blank		Gray	60	-	-	15000	

\*Products are rated by the lowest component rating. A tier 15 cover with a tier 22 body is rated tier 15. A tier 22 cover with a tier 22 body is rated tier 22.

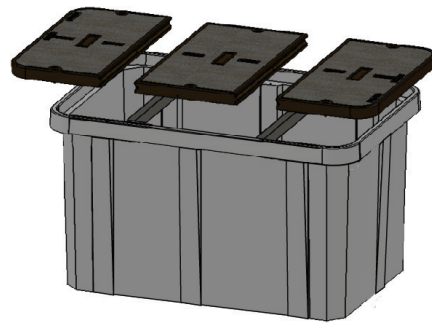
# OLDCASTLE FRP 4896

FIBERGLASS REINFORCED POLYMER

48" X 96"



**MEDIUM DUTY**  
ANSI/SCTE TIER 15



Rating	Part #	Desc 1	Desc 2	Color	Depth	Item Weight	Pallet Qty	Design Load	Quick Ship
--------	--------	--------	--------	-------	-------	-------------	------------	-------------	------------

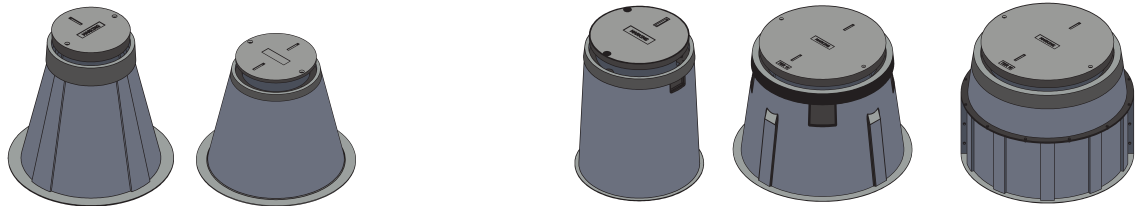
Units Oldcastle FRP - 4896 Straight Wall									
T15	48961800	Unit, Oldcastle FRP, 4896-48 SW Blank		Gray	48	-	-	15000	

# OLDCASTLE FRP ROUND

FIBERGLASS REINFORCED POLYMER



**MEDIUM DUTY**  
ANSI/SCTE TIER 15



1000      1800      2200      2400      2700      3900      5400

Rating	Part #	Desc 1	Desc 2	Color	Depth	Item Weight	Pallet Qty	Design Load	Quick Ship
--------	--------	--------	--------	-------	-------	-------------	------------	-------------	------------

Round Oldcastle FRP Unit - 1000									
T15	10001820	Unit, Round, Oldcastle FRP, 1000-18 Blank			18"	-	-	15000	
Round Oldcastle FRP Unit - 1800									
T15	18001710	Unit, Round, Oldcastle FRP, 1800-36, Blank			36"	179 lbs	-	15000	
T15	18001720	Unit, Round, Oldcastle FRP, 1800-48 Blank			48"	189 lbs	-	15000	
Round Oldcastle FRP Unit - 2200									
T15	22001710	Unit, Round, Oldcastle FRP, 2200-30 Blank			30"	86 lbs	-	15000	
T15	22001810	Unit, Round, Oldcastle FRP, 2200-30 Blank			30"	-	-	15000	
Round Oldcastle FRP Unit - 2400									
T15	24001820	Unit, Round, Oldcastle FRP, 2400-36 Blank			36"	230 lbs	-	15000	
Round Oldcastle FRP Unit - 2700									
T15	27001710	Unit, Round, Oldcastle FRP, 2700-36 Blank			36"	169 lbs	-	15000	
T15	27001720	Unit, Round, Oldcastle FRP, 2700-48 Blank			48"	184 lbs	-	15000	
Round Oldcastle FRP Unit - 3900									
T15	39001710	Unit, Round, Oldcastle FRP, 3900-36 Blank			36"	460 lbs	-	15000	
T15	39001720	Unit, Round, Oldcastle FRP, 3900-48 Blank			48"	503 lbs	-	15000	
T15	39001730	Unit, Round, Oldcastle FRP, 3900-60 Blank			60"	-	-	15000	
Round Oldcastle FRP Unit - 4000									
T15	40001810	Unit, Round, Oldcastle FRP, 4000-48 Blank			48"	-	-	15000	
Round Oldcastle FRP Unit - 5400									
T15	54001710	Unit, Round, Oldcastle FRP, 5400-36 Blank			36"	-	-	15000	
T15	54001720	Unit, Round, Oldcastle FRP, 5400-46 Blank			46"	-	-	15000	
T15	54001730	Unit, Round, Oldcastle FRP, 5400-48 Blank			48"	-	-	15000	

\*Products are rated by the lowest component rating. A tier 15 cover with a tier 22 body is rated tier 15. A tier 22 cover with a tier 22 body is rated tier 22.

# OLDCASTLE POLYMER MARKING PLATE LIDS

(formerly H-Series™)

Rating	Part #	Desc 1	Desc 2	Color	Depth	Item Weight	Pallet Qty	Design Load	Quick Ship
<b>1118 - Marking Plate Lid</b>									
T15	11184694	Lid, PC1118-T, T15 - SPECIAL w/MARKING PLATE	PC1118T-T15	Gray	-	20	60	15000	
T22	11184695	Lid, PC1118-T, T22 - SPECIAL w/MARKING PLATE	PC1118T-T22	Gray	-	28	60	22500	
<b>1324 - Marking Plate Lid</b>									
T15	13244694	Lid, PC1324-T, T15 - SPECIAL w/MARKING PLATE	PC1324T-T15	Gray	-	38	30	15000	
T22	13244695	Lid, PC1324-T, T22 - SPECIAL w/MARKING PLATE	PC1324T-T22	Gray	-	51	30	22500	
<b>1730 - Marking Plate Lid</b>									
T15	17304694	Lid, PC1730-T, T15 - SPECIAL w/MARKING PLATE	PC1730T-T15	Gray	-	62	25	15000	
T22	17304695	Lid, PC1730-T, T22 - SPECIAL w/MARKING PLATE	PC1730T-T22	Gray	-	85	25	22500	
<b>2424 - Marking Plate Lid</b>									
T15	24244694	Lid, PC2424-T, T15 - SPECIAL w/MARKING PLATE	PC2424T-T15	Gray	-	75	20	15000	
T22	24244695	Lid, PC2424-T, T22 - SPECIAL w/MARKING PLATE	PC2424T-T22	Gray	-	112	20	22500	
<b>2436 - Marking Plate Lid</b>									
T15	24364694	Lid, PC2436-T, T15 - SPECIAL w/MARKING PLATE	PC2436T-T15	Gray	-	150	10	15000	
T22	24364695	Lid, PC2436-T, T22 - SPECIAL w/MARKING PLATE	PC2436T-T22	Gray	-	204	10	22500	
<b>3048 - Marking Plate Lid</b>									
T15	30484694	Lid, PC3048-T, T15 - SPECIAL, 2pc w/MARKING PLATE	PC3048T-T15	Gray	-	274	10	15000	
T22	30484695	Lid, PC3048-T, T22 - SPECIAL, 2pc w/MARKING PLATE	PC3048T-T22	Gray	-	338	10	22500	
<b>3636 - Marking Plate Lid</b>									
T15	36364694	Lid, PC3636-T, T15 - SPECIAL w/MARKING PLATE	PC3636T-T15	Gray	-	235	5	15000	
T22	36364695	Lid, PC3636-T, T22 - SPECIAL w/MARKING PLATE	PC3636T-T22	Gray	-	265	5	15000	
<b>4848 - Marking Plate Lid</b>									
T15	48484694	Lid, PC4848-T, T15 - SPECIAL, 2pc w/MARKING PLATE	PC4848T-T15	Gray	-	410	5	15000	
T22	48484695	Lid, PC4848-T, T22 - SPECIAL, 2pc w/MARKING PLATE	PC4848T-T22	Gray	-	620	5	22500	

Standard Marking Plate: 4" x 8", 2 rows of lettering, max 13 characters each row. Options Available. Call Customer Service for Custom and Specialty Marking Orders.

# SYNERTECH MARKING PLATE LIDS

Rating	Part #	Desc 1	Desc 2	Color	Depth	Item Weight	Pallet Qty	Design Load	Quick Ship
<b>1118 - Marking Plate Lid</b>									
T15	31059922	Lid, SYN1118 T T15 - SPECIAL w/MARKING PLATE	SYN1118T099	Gray	-	26	56	15000	
<b>1212 - Marking Plate Lid</b>									
T15	31109922	Lid, SYN1212 T T15 - SPECIAL w/MARKING PLATE	SYN1212T-T15 999	Gray	-	15	144	15000	
T22	31109832	Lid, SYN1212 T T22 - SPECIAL w/MARKING PLATE	SYN1212T-T22 999	Gray	-	15	144	15000	
<b>1324 - Marking Plate Lid</b>									
T15	31159922	Lid, SYN1324 T T15 - SPECIAL w/MARKING PLATE	SYN1324T099	Gray	-	42	65	15000	
<b>1730 - Marking Plate Lid</b>									
T15	31209922	Lid, SYN1730 T T15 - SPECIAL w/MARKING PLATE	SYN1730T099	Gray	-	64	33	15000	
<b>2436 - Marking Plate Lid</b>									
T22	31259922	Lid, SYN2436 T T22 - SPECIAL w/MARKING PLATE	SYN2436T099	Gray	-	125	20	22500	
<b>3048 - Marking Plate Lid</b>									
T22	31309922	Lid, SYN3048 T T22 - SPECIAL w/MARKING PLATE	SYN3048T099	Gray	-	193	10	22500	
<b>3660 - Marking Plate Lid</b>									
T22	31359922	Lid, SYN3660 T T22 - SPECIAL w/MARKING PLATE	SYN3660T099	3060	-	357	5	22500	

Standard Marking Plate: 4" x 8", 2 rows of lettering, max 13 characters each row. Options Available. Call Customer Service for Custom and Specialty Marking Orders.

\*Products are rated by the lowest component rating. A tier 15 cover with a tier 22 body is rated tier 15. A tier 22 cover with a tier 22 body is rated tier 22.



# OLDCASTLE POLYMER & SYNERTech MARKING PLATES

(formerly H-Series™)

Rating	Part #	Desc 1	Desc 2	Color	Depth	Item Weight	Pallet Qty	Design Load	Quick Ship
<b>Marking Plates</b>									
-	31901180	Marking Plate-Blank	4"x8"	-	-	-	-	-	
-	31901101	Marking Plate-Water	4"x8"	-	-	-	-	-	
<b>Marking Plate Adhesive</b>									
-	31900100	Sealant, Surebond SB-12 10.2oz Cartridge	10 Lid Coverage	-	-	-	-	-	

## HARDWARE & ACCESSORIES

Rating	Part #	Desc 1	Desc 2	For Use With	Design Load	Quick Ship
<b>Carson Hardware</b>						
-	80002006	1x HBlt+ Wsh+ Rcfnt+ Clip	3/8"x2.5SSTCapt1220/1419 XX-50	1015, 1220, 1419, 1324, 1703	-	
-	80002008	1x HBlt+Wsh+ Rcfnt+Spring	3/8"-16 x 2.5 Capt 0910 Only	0910	-	
-	80002025	2x Hexbolt + 2x Wash SST	Hex 1/2" 13 x 2-1/2"	1324, 1730	-	
-	80002007	1x LgPnta+ Wsh+ Rcfnt+Clip	3/8" x 2.5 SST Cap 1220/1419	1015, 1220, 1419	-	
<b>Oldcastle Polymer Hardware (formerly H-Series™)</b>						
-	80002005	Hex Bolt + Washer SST	1/3 13 x 2-1/2"	910	-	
-	80002025	2x Hexbolt + 2x Wash SST	Hex 1/2" 13 x 2-1/2"	1324, 1730, 2424	-	
-	80002052	2x Hexbolt + 2x Washer SST	Hex 1/2" 13 x 1-1/4"	1118, 1212	-	
-	80002033	2x Hexbolt + 2x Washer SST	Hex 1/2" 13 x 2-1/2"	1118, 1324, 1730	-	
-	80002029	2x Hexbolt + 2x Washer SST	Hex 1/2" 13 x 3-1/2"	2436, 3048, 3060	-	
-	80002080	4x Hexbolt + 4x Washer SST	Hex 1/2" 13 x 3-1/2"	3060, 3636, 4848	-	
-	80002054	2x LgPnta + 2x Washer SST	Penta 1/2" 13 x 1-1/4"	1118, 1212	-	
-	80002034	2x LgPnta + 2x Washer SST	Penta 1/2" 13 x 2-1/2"	1118, 1324, 1730	-	
-	80002030	2x LgPnta + 2x Washer SST	Penta 1/2" 13 x 3-1/2"	2436, 3048, 3060	-	
-	80002081	4x Pentabolt + 4x Washer SST	Penta 1/2" 13 x 3-1/2"	3060, 3636, 4848	-	
<b>Oldcastle Polymer Accessories (formerly H-Series™)</b>						
-	-	Dividers	-	-	-	
<b>Synertech Hardware</b>						
-	80002052	2x Hexbolt + 2x Washer SST	Hex 1/2" 13 x 1-1/4"	1212	-	
-	80002033	2x Hexbolt + 2x Washer SST	Hex 1/2" 13 x 2-1/2"	1118, 1324, 1730	-	
-	80002029	2x Hexbolt + 2x Washer SST	Hex 1/2" 13 x 3-1/2"	2436, 3048, 3636	-	
-	80002080	4x Hexbolt + 4x Washer SST	Hex 1/2" 13 x 3-1/2"	2436, 3048, 3660	-	
-	80002054	2x LgPnta + 2x Washer SST	Penta 1/2" 13 x 1-1/4"	1212	-	
-	80002034	2x LgPnta + 2x Washer SST	Penta 1/2" 13 x 2-1/2"	1118, 1324, 1730	-	
-	80002030	2x LgPnta + 2x Washer SST	Penta 1/2" 13 x 3-1/2"	2436, 3048, 3636	-	
-	80002081	4x Pentabolt + 4x Washer SST	Penta 1/2" 13 x 3-1/2"	2436, 3048, 3660	-	
<b>Synertech Accessories</b>						
-	34358450	Cable Rack Hook 7-1/2" #10A36	-	-	-	
-	-	Dividers	-	-	-	
<b>Enclosure Tools</b>						
-	3005065	Hook, Universal Lifting, 36"	Hook	-	-	

# HARDWARE & ACCESSORIES CONTINUED

Rating	Part #	Desc 1	Desc 2	Color	Depth	Item Weight	Pallet Qty	Design Load	Quick Ship
<b>Carson Heavywall - Frame</b>									
-	00187002	0018 B Frame Raised Lid Rest	T Style Cover	-	-	19.5	-	-	
-	00187006	0018 B Flat Frame Lid Cl	-	-	-	29.0	-	-	
-	00207004	0020 B Frame Raised Lid Rest	-	-	-	32.0	-	-	
-	00207005	0020 B Frame Recessed Lid Rest	-	-	-	26.0	-	-	
<b>Carson Heavywall - Ring</b>									
-	00007001	20 in. CI Mon Riser Ring	-	-	-	36.0	-	-	
-	00247001	0024 B 18 in. CI Adapter Ring	Adpt 18 in. Cvr to 24 in. Body	-	-	39.0	-	-	
-	00307002	0030 B 20 in. CI Adapter Ring	Adpt 20 in. Cvr to 30 in. Body	-	-	66.0	-	-	
-	00367001	0036 B 20 in. CI Adapter Ring	Adpt 20 in. Cvr to 36 in. Body	-	-	119.0	-	-	
<b>Carson Heavywall - Thermal Pack</b>									
-	00187004	0018 B Thermo Pack Insert	10.25 ID with 2 Holes	-	-	1.0	-	-	
-	00207003	0020 B Thermo Pack Insert	Removable Center	-	-	1.0	-	-	
-	00207007	0020 B Thermo Pack Insert	10.25 ID with 2 Holes	-	-	1.0	-	-	

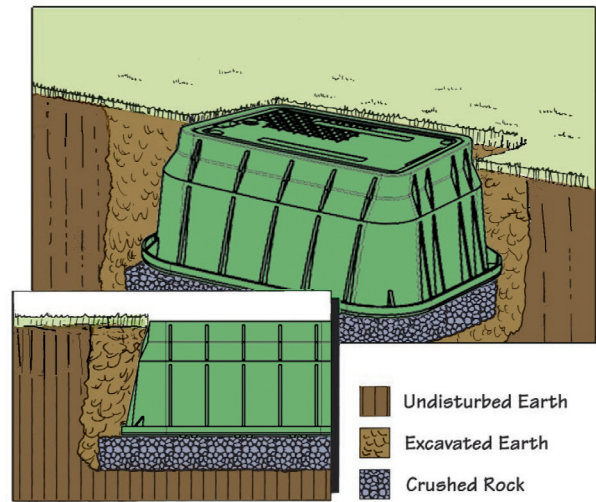
Rating	Part #	Desc 1	Size	For Use With	Material
<b>Oldcastle FRP Hardware</b>					
-	80002033	Bolt Kit, Oldcastle FRP, Hex Bolt, Washer, Nut ( Set of 2)	1/2" 13 x 2-1/2"	1118, 1324, 1419, 1730	Stainless Steel
-	80002025	Bolt Kit, Oldcastle FRP, Hex Bolt, Washer, Nut ( Set of 2)	1/2" 13 x 2-1/2"	1118, 1324, 1419, 1730	Stainless Steel
-	80002034	Bolt Kit, Oldcastle FRP, Penta Bolt, Washer, Nut ( Set of 2)	1/2" 13 x 2-1/2"	1118, 1324, 1419, 1730	Stainless Steel
-	80002026	Bolt Kit, Oldcastle FRP, Penta Bolt, Washer, Nut ( Set of 2)	1/2" 13 x 2-1/2"	1118, 1324, 1419, 1730	Stainless Steel
-	80002029	Bolt Kit, Oldcastle FRP, Hex Bolt, Washer, Nut ( Set of 2)	1/2" 13 x 3-1/2"	2424, 2436, 2448, 3048, 3060, 3636, 3660, 4848, 4860, 4872, 4896, Rounds	Stainless Steel
-	80002030	Bolt Kit, Oldcastle FRP, Penta Bolt, Washer, Nut ( Set of 2)	1/2" 13 x 3-1/2"	2424, 2436, 2448, 3048, 3060, 3636, 3660, 4848, 4860, 4872, 4896, Rounds	Stainless Steel

## LIGHT DUTY PLASTIC PRODUCT

### Typical grass surround installation

Crushed rock backfill is shown as specified in the Company's Installation Procedure. The tamped crushed rock supports the vault, preventing subsidence and allowing for drainage. The excavated spoils have been used for backfill.

Note the soil is free of rocks larger than three inches.

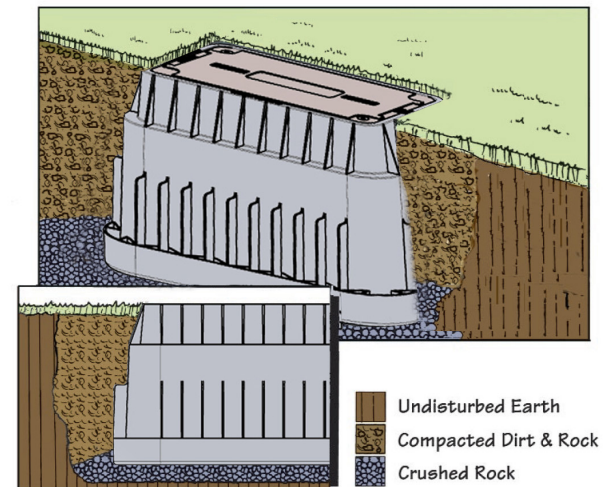


## LIGHT DUTY HYBRID PRODUCT

### Alternative for greenbelt location

Lateral load resistance is enhanced in this range of products. The polymer concrete cover offers an increased coefficient of friction (over HDPE) for foot traffic.

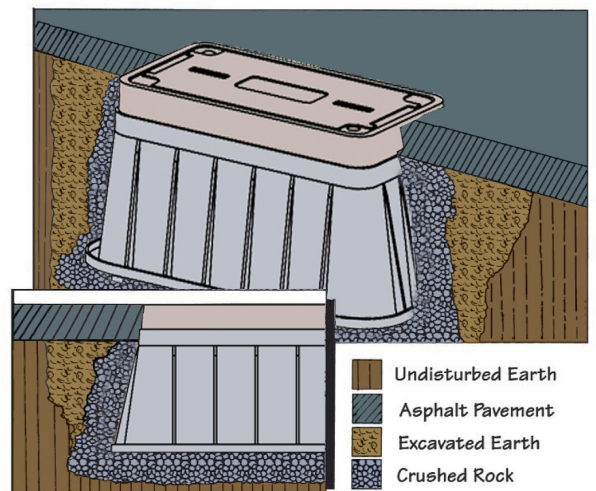
Note that backfill, although not crushed rock, is changed to specify compaction, thereby enhancing vault performance.



## LIGHT DUTY HYBRID PRODUCT

### Concrete or Asphalt Surround (shown)

Note compacted crushed rock surround. Dry mix could be added to crushed rock under "ring" to improve vertical load bearing.



**CARSON® PLASTIC PRODUCTS ARE NOT INTENDED FOR INSTALLATION IN ANY DELIBERATE TRAFFIC AREA.**

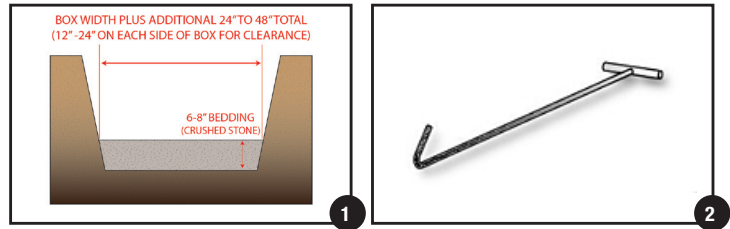
Oldcastle® underground enclosures are suitable for delivery to job sites on any construction vehicle. Enclosures can be safely handled by hand by the proper number of trained workers or proper lifting equipment for loading and unloading.

## Site preparation

- Follow local guidelines and job requirements.

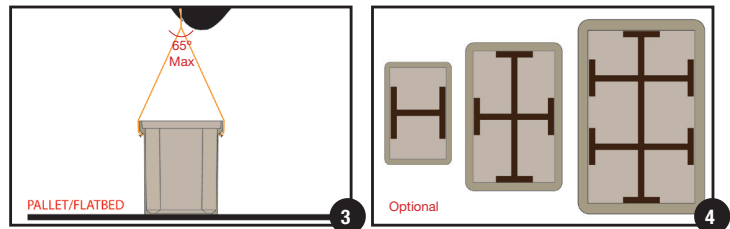
## Excavation and preparation of enclosure hole (fig 1).

- Remove material to provide 1 – 2' of clearance all around the enclosure and 6" – 8" in additional depth allowing for bedding and rodent barrier.
- Place a suitable bedding material, such as crushed stone, at the base of the excavated hole.



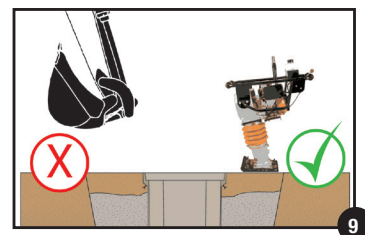
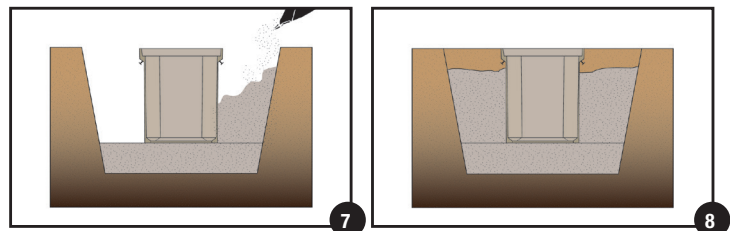
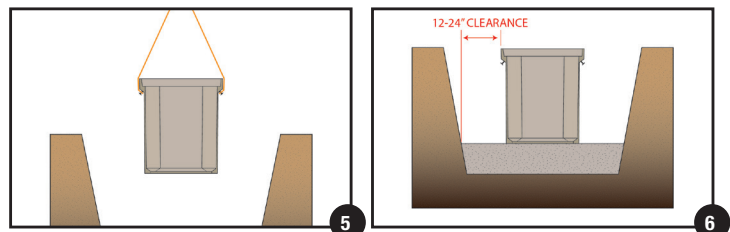
## Removing enclosure from delivery vehicle and pallet.

- Remove shipping band from enclosure.
- Use proper hook to remove lid from the enclosure base (fig 2).
- Using proper lifting techniques, secure and remove box from truck. Lifting bolts are provided for boxes 2424 and larger (fig 3).
- The angle of the lifting lines should not exceed 65°.
- Optional : Install temporary brace supports in the interior of the enclosure to provide additional lateral rigidity and if 95% compaction is required (fig 4).



## Enclosure placement into prepared hole.

- Reinstall the lid to the base of the enclosure prior to uniformly backfilling on all four sides. Nut, bolt threads, and cover seat should always be free of dirt and debris before tightening down the bolt.
- Bed the base of the hole with crushed stone. Then lift and place the enclosure into the bedded hole.
- Place crushed stone around the sides (fig 7 & 8).
- Position the enclosure to the proper grade level and check.
- Remove lid with proper lifting-eye tool.
- Make the necessary elevation adjustments and recheck the elevation.
- After the enclosure is set to the proper elevation, remove the temporary brace supports if used and reinstall the cover.
- Compact backfill per engineering specifications.
- Proper tamping tools such as a mechanical tamping device or hand operated device should be used. (fig 9)
- A hand shovel or backhoe should never be used for tamping as damage will occur.



**1** Synertech® underground enclosures can be delivered to the site on any construction maintenance vehicle and are easily handled by hand or boom truck for unloading.

---

**2** Mark location and begin excavation, prepare excavation so there is room for at least 6" of bedding material. Depth of excavation = Box Height plus 6".

---

**3** Place a suitable bedding material (compacted pea gravel or crushed rock) beneath the enclosure and level it to ensure that the enclosure is well supported beneath its walls. Install wire mesh on the level bedding material. Wire mesh is utilized to help prevent intrusion by pests and rodents after installation. On larger enclosures, utilize a boom to install enclosure into the excavated hole.

---

**4** Install temporary supports in the interior of the underground enclosure to provide greater lateral rigidity. The number of supports varies depending on the size of Underground Enclosure.

---

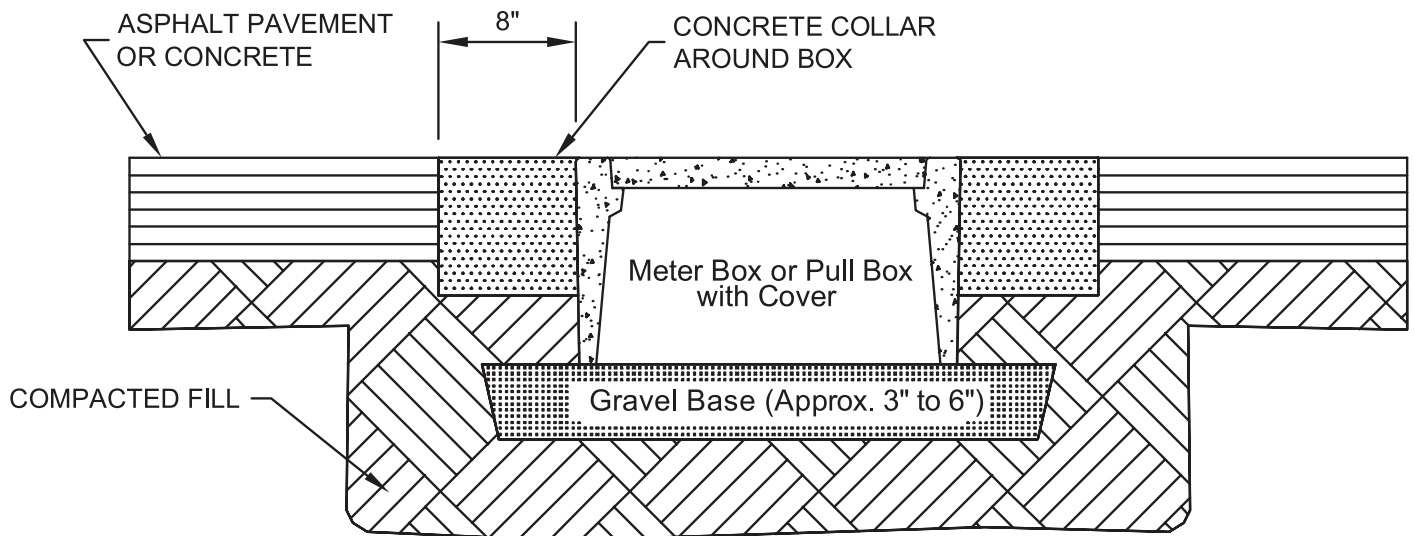
**5** Place a temporary cover or the actual cover on the enclosure before backfilling uniformly on all four sides. Backfill to grade level. Compact every 6 inches to ensure well compacted backfill. A mechanical tamping device or alternative hand operated mechanical devices should be used. Do not use a tire or the shovel of a backhoe as tamping tools!

---

**6** Be sure that the soil or pavement is to grade level before allowing vehicles in the vicinity of the enclosure.

## PEDESTRIAN RATED ENCLOSURES

Installation in concrete or pavement for driveways, parking lots, and off-roadway applications where subject to occasional non-deliberate light vehicles.



### Field preparation

- Prepare the excavation approximately 6" deeper than the overall height of the enclosure.
- The length and width of the excavation should be determined by adding 4" to 6" to the overall length and width of the box.

### Installation Recommendations

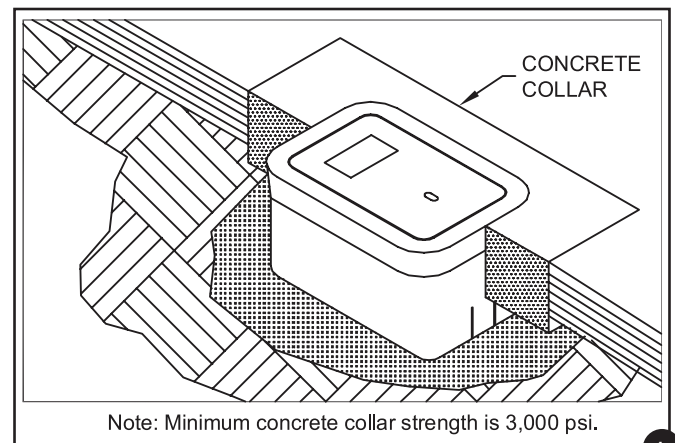
- Place 3" to 6" of compacted material such as sand or gravel because of its drainage characteristics.
- The compacted material should be leveled so the top of the box is flush to grade.

### Backfilling

- Place select backfill into the excavation in 12" lifts and compact.
- The final 8" of the excavation should be finished with concrete
- This may be accomplished by providing a form around the enclosure that would produce an eight-inch wide collar (fig 1).

### Quick Specification

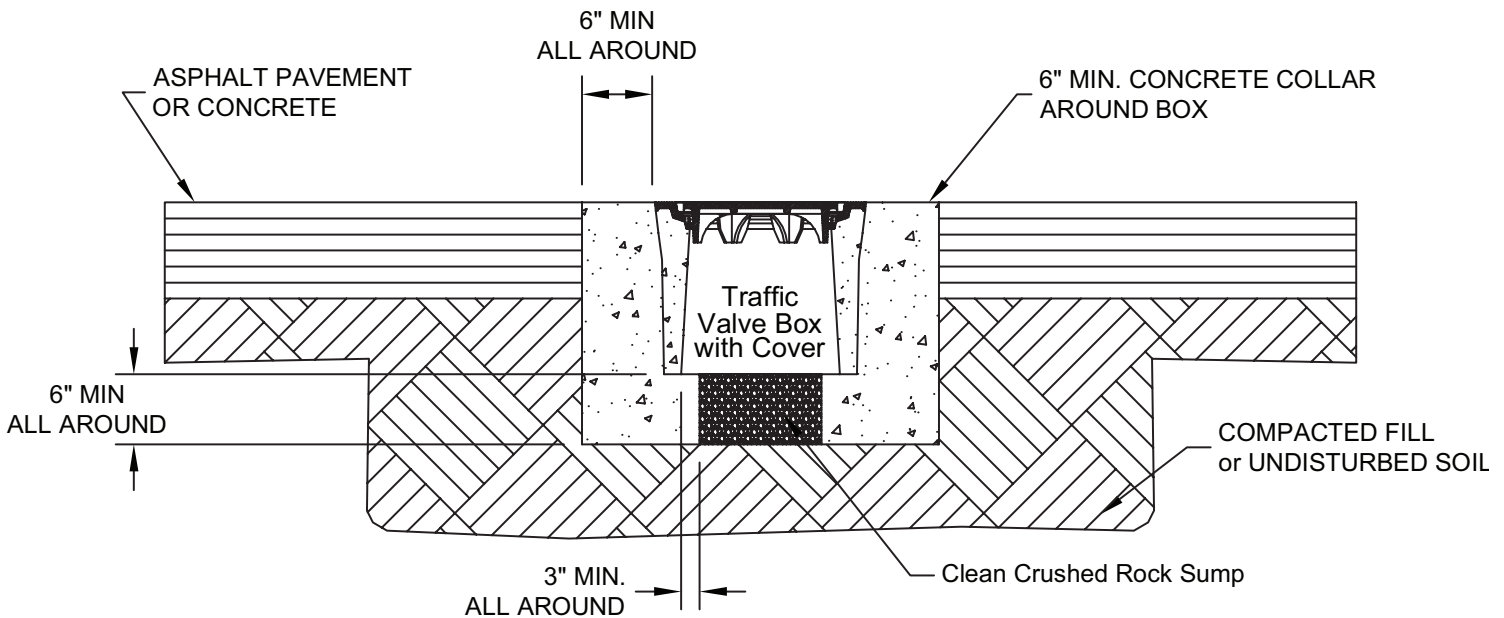
Underground enclosures are manufactured by Oldcastle Enclosure Solutions. Boxes and covers shall be concrete and have a pedestrian rated minimum vertical test load of 350 pounds per square foot. The concrete shall test to a minimum of 4500 psi compressive strength.





## TRAFFIC RATED VALVE BOXES

Installation in concrete or pavement for full traffic applications. This procedure is consistent with Caltrans Standard Plan ES-8B.



### Field preparation

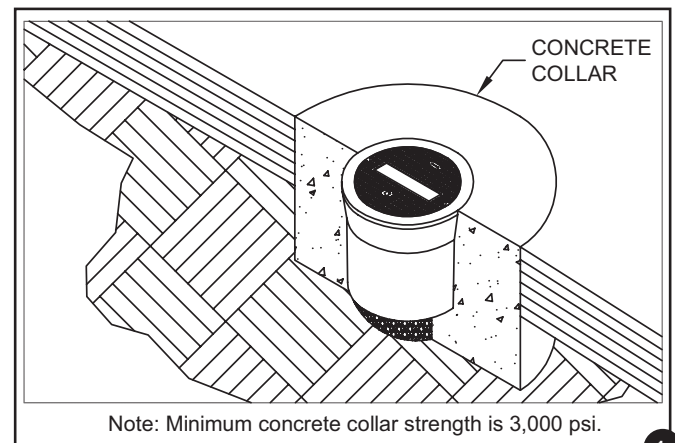
- Prepare the excavation approximately 6" deeper than the overall height of the enclosure.
- The diameter of the excavation should be determined by adding 12" to the overall diameter of the box.

### Installation Recommendations

- Place at least 6" of compacted clean crushed rock, coarse gravel, or angular stone material because of its drainage characteristics.
- The compacted material should be leveled so the top of the box is flush to grade.

### Backfilling

- Place select backfill into the excavation in 4" to 6" lifts and compact.
- The final 6" to 8" of the excavation should be finished with concrete collar. This may be accomplished by providing a form around the enclosure that would produce a six-inch minimum wide collar (fig 1).

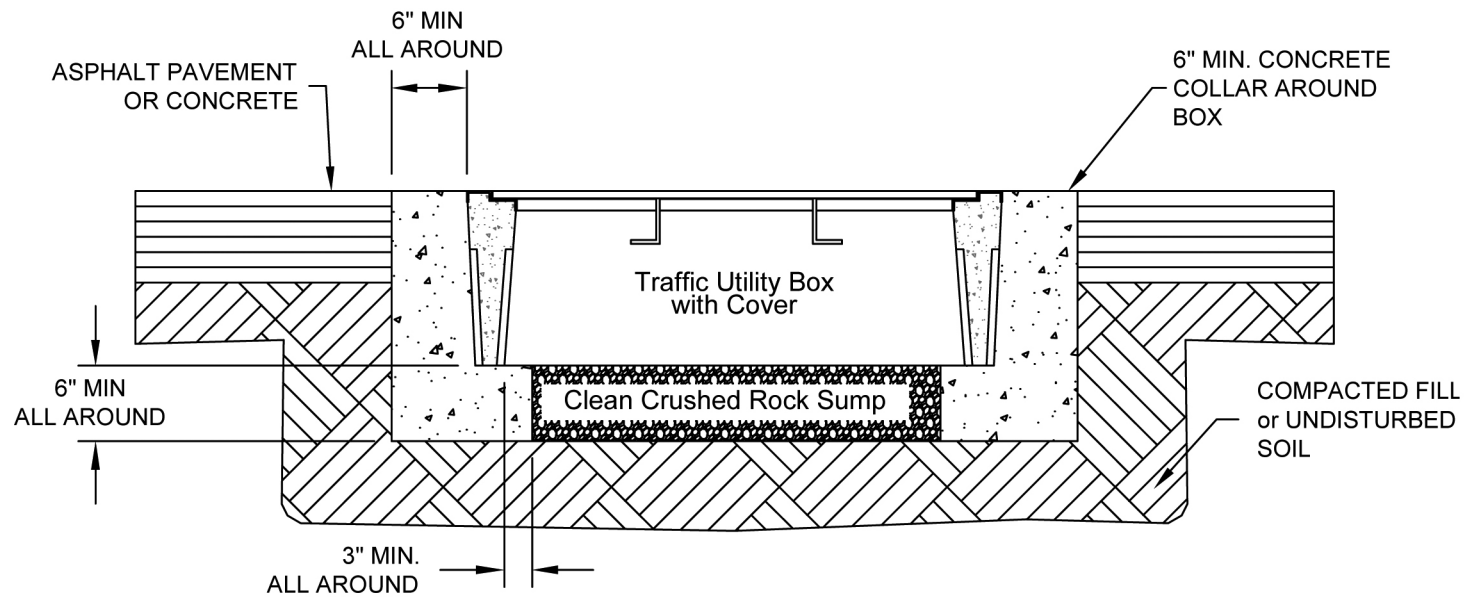


### Quick Specification

Traffic-rated underground enclosures are manufactured by Oldcastle Enclosure Solutions. The box shall be precast concrete with a cast iron frame and cover with a 16,000 lbs design load. Traffic-rated enclosures shall be used where the box and cover may be exposed to vehicular traffic. The precast concrete mix shall exceed 4,500 PSI compressive strength. The concrete collar mix used in the installation shall exceed a minimum of 3,000 PSI compressive strength. Please contact Oldcastle Enclosure Solutions for a product cut sheet and possible applications.

## TRAFFIC RATED ENCLOSURES

Traffic box installation procedure for installation in concrete or pavement for full traffic application. This procedure is consistent with Caltrans Standard Plan ES-8B.



### Field preparation

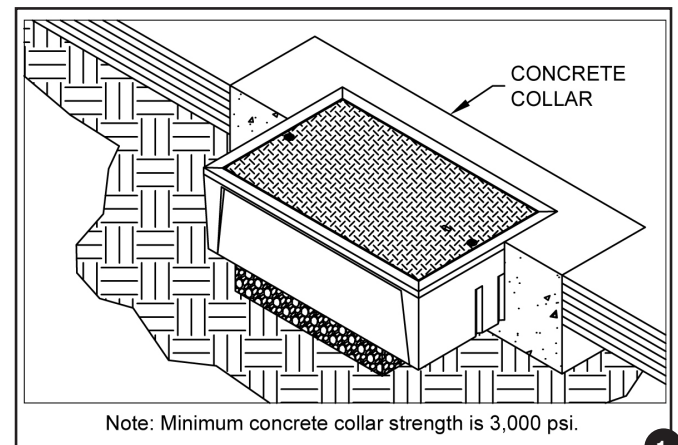
- Prepare the excavation approximately 6" deeper than the overall height of the enclosure.
- The length and width of the excavation should be determined by adding 12" to the overall length and width of the box.

### Installation Recommendations

- Place at least 6" of compacted clean crushed rock, coarse gravel, or angular stone material because of drainage characteristics.
- The compacted material should be leveled so the top of the box is flush to grade.

### Backfilling

- Place select backfill into the excavation in 4" to 6" lifts and compact.
- The final 6" to 8" of the excavation should be finished with concrete collar. This may be accomplished by providing a form around the enclosure that would produce a six-inch minimum wide collar (fig 1).




### Quick Specification

Traffic-rated underground enclosures are manufactured by Oldcastle Enclosure Solutions. The box shall be precast concrete with a steel frame and cover with a 16,000 lbs design load. Traffic-rated enclosures shall be used where the box and cover may be exposed to vehicular traffic. The precast concrete mix shall exceed 4,500 PSI compressive strength. The concrete collar mix used in the installation shall exceed a minimum of 3,000 PSI compressive strength. Please contact Oldcastle Enclosure Solutions for a product cut sheet and possible applications.

# BOLT DOWN MARKING PLATE SYSTEM

Our Oldcastle Polymer (formerly H-Series™) polymer concrete and Synertech® composite lids feature a molded-in recess, allowing marking plates to be installed at the factory, distribution center, or customer location. Custom and standard markings are available.



## INSTALLATION GUIDELINES AND INSTRUCTIONS

For optimal results, lid and marking plate should be clean and dry.

### REQUIRED EQUIPMENT



Caulk Gun



Spanner Bit  
Head Screwdriver

### REQUIRED PARTS

- Lid
- Marking Plate
- Surebond SB-12
- (2) 10-24 x 1/2 Flat Head Spanner Bolts




FIGURE 1




FIGURE 2




FIGURE 3



FIGURE 4

1

Apply a moderate amount of Surebond SB-12 adhesive (approximately 1/8" bead) in a wave-like pattern with a border (Figure 1) starting and ending approximately 3/8" from pocket sides. Using excessive adhesive will slow curing process.

2

Adjust marking plate to the center of the pocket and ensure it is below or flush with the lid surface before adhesive sets. (Figure 2)

3

Using the spanner bit, hand-tighten the two spanner bolts into the pre-drilled holes of the marking plate (Figure 3) securing it to the lid. Apply continual pressure to the top of the marking plate for 10 seconds.

4

Tack-free time is 10-20 minutes and full cure is approximately 24 hours. (Figure 4)

- Prices subject to change without notice.
- F.O.B. Oldcastle Facilities.
- Pre-Paid Freight minimums vary by product origin. Please contact your sales representative for assistance.
- Credit Terms: Net 30 days to approved customers.
- MINIMUM ORDER SIZE \$100.00 NET.
- Special requirements for color, materials, or hardware will be quoted upon request.
- Other sizes or type of bolt heads will be quoted upon request.
- Products being requested for return must have prior authorization and are subject to 25% restocking fee for standard products returned within 180 days of purchase. Products must be in saleable condition.
- Special order products cannot be returned.

# NOTES

.....

.....

.....

.....

.....

.....

.....

.....

.....

.....

.....

.....

.....

.....

.....

.....

.....

.....

.....

.....

.....

.....





# NOTES



A series of 20 horizontal dotted lines providing space for notes or comments.



**Oldcastle®**  
Enclosure Solutions

Count on Oldcastle Enclosure Solutions to deliver reliable, high-performance products to allow for a safer and more successful project.



**FOR MORE INFORMATION CALL**

(877) 250-5139



**VISIT OUR WEBSITE**

[OldcastleEnclosures.com](http://OldcastleEnclosures.com)

At Oldcastle Enclosure Solutions, we understand what makes your projects successful — the right enclosure, for the right location, for the right application. That's why we're dedicated to providing innovative, high-quality solutions to meet every application and the reliable service to back it up.

We leverage our footprint and manufacturing portfolio of the world's leading brands in grade-level utility boxes to create optimal solutions for Electrical, Communications, Water and Irrigation markets.

We believe our solutions do more than simply support infrastructure, that our solutions keep our communities running strong.

The information provided in this document is intended for informational purposes only and is subject to change without notice. Oldcastle may also make improvements and/or changes in the products, described in this information at any time without notice. Revision 2/2018