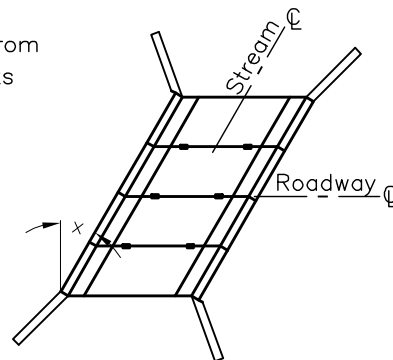
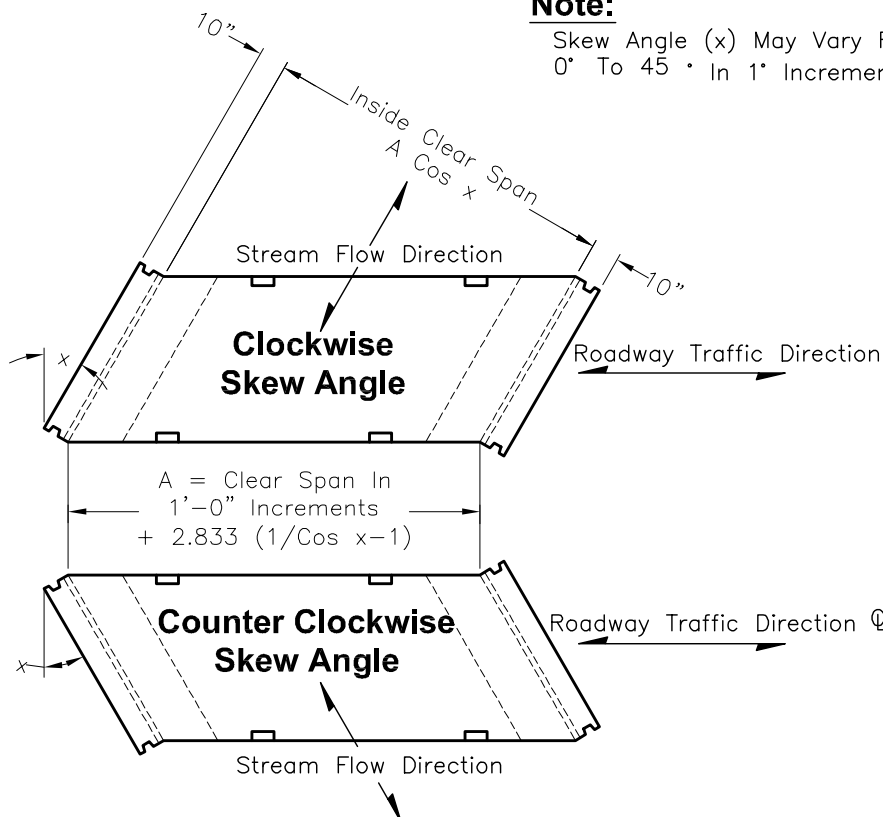
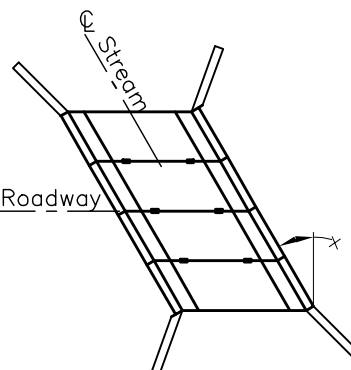


**Note:**

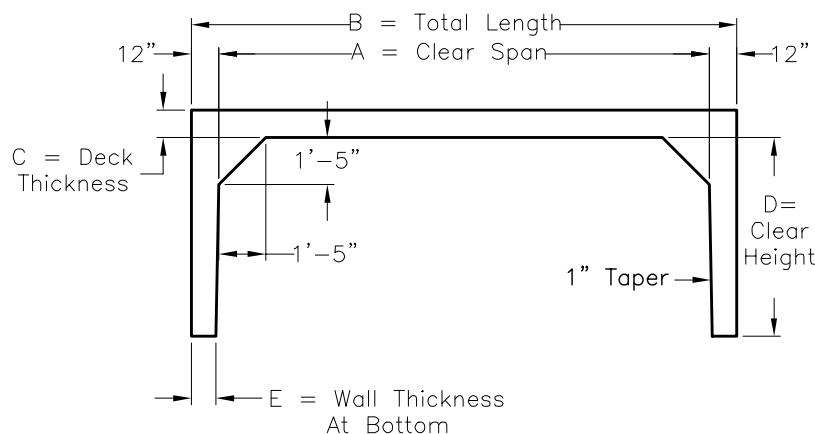
Skew Angle (x) May Vary From 0° To 45° In 1° Increments



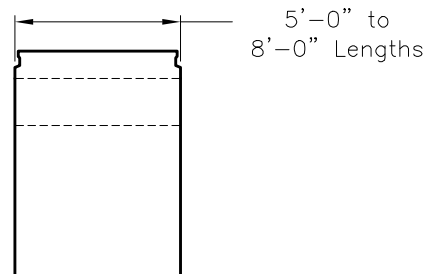
**Clockwise Skew**



**Counter Clockwise Skew**



**Longitudinal Section**



**Transverse Section**

Width May Vary From Standard To Economize On Freight And Labor

SIZING & WEIGHTS (TONS) FOR 5'-0" WIDTH PRODUCT

SPAN FT.	A	12	13	14	15	16	17	18	19	20	21	22	23	24	25	26	27	28	29	30	
LENGTH FT.	B	13.67	14.67	15.67	16.67	17.67	18.67	19.67	20.67	21.67	22.67	23.67	24.67	25.67	26.67	27.67	28.67	29.67	30.67	31.67	
DECK IN.	C	12"	12"	12"	12"	12"	12"	12"	12"	12"	16"	16"	16"	16"	16"	20"	20"	20"	20"	20"	
D=3 FT.		6.9	7.2	7.5	7.8	8.1	8.5	8.8	9.1	9.4	12.5	13.0	13.4	13.8	14.3	14.7	15.2	15.6	16.0	16.5	E=11 5/8"
D=4 FT.		7.5	7.8	8.1	8.4	8.7	9.0	9.4	9.7	10.0	13.1	13.6	14.0	14.4	14.9	15.3	15.8	16.2	16.6	17.1	E=11 3/8"
D=5 FT.		8.1	8.4	8.7	9.0	9.3	9.6	9.9	10.3	10.6	13.7	14.1	14.6	15.0	15.5	15.9	16.3	16.8	17.2	17.6	E=9 1/8"
D=6 FT.		8.6	8.9	9.3	9.6	9.9	10.2	10.5	10.8	11.1	14.3	14.7	15.2	15.6	16.0	16.5	17.0	17.3	17.8	18.2	E=10 7/8"
D=7 FT.		9.2	9.5	9.8	10.1	10.4	10.7	11.1	11.4	11.7	14.8	15.3	15.7	16.1	16.6	17.0	17.5	17.9	18.3	18.8	E=10 5/8"
D=8 FT.		9.7	10.0	10.3	10.7	11.0	11.3	11.6	11.9	12.2	15.4	15.8	16.2	16.7	17.1	17.6	18.0	18.4	18.9	19.3	E=10 1/2"
D=9 FT.		10.2	10.6	10.9	11.2	11.5	11.8	12.1	12.4	12.7	15.9	16.3	16.8	17.2	17.6	18.1	18.5	18.9	19.4	19.8	E=10 1/4"
D=10 FT.		10.7	11.1	11.4	11.7	12.0	12.3	12.6	12.9	13.2	16.4	16.8	17.3	17.7	18.1	18.6	19.0	19.5	19.9	20.3	E=8"



**Oldcastle Precast®**

**BRIDGE**

FILE NAME: 324TBTBRIDGE-B.DWG

ISSUE DATE: January, 2008

[www.oldcastleprecast.com](http://www.oldcastleprecast.com)

**Mult. Bridge Installation Standard Drawing**

Copyright © 2008 **Oldcastle Precast®**