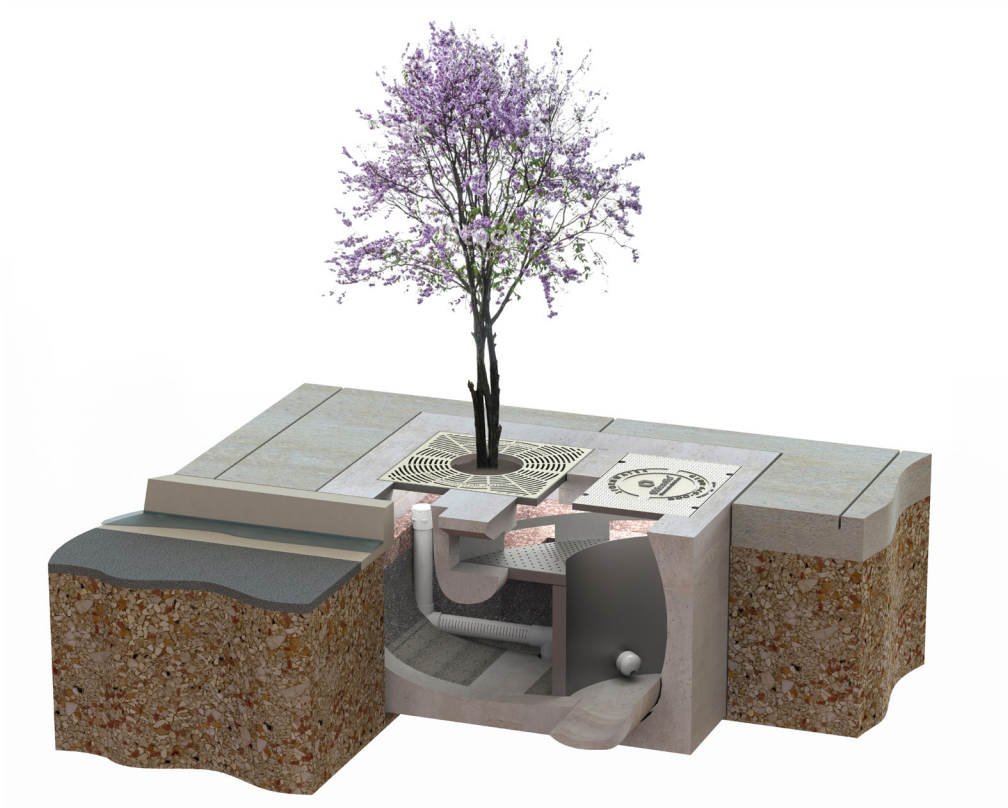


BIOPOD™ BIOFILTER

with StormMix™ Biofiltration Media

Inspection and Maintenance Guide



BioPod™ Biofilter with StormMix™ Biofiltration Media

Description

The BioPod™ Biofilter System (BioPod) is a stormwater biofiltration treatment system used to remove pollutants from stormwater runoff. Impervious surfaces and other urban and suburban landscapes generate a variety of contaminants that can enter stormwater and pollute downstream receiving waters unless treatment is provided. The BioPod system uses proprietary StormMix™ biofiltration media to capture and retain pollutants including total suspended solids (TSS), metals, nutrients, gross solids, trash and debris as well as petroleum hydrocarbons.

Function

The BioPod system uses engineered, high-flow rate filter media to remove stormwater pollutants, allowing for a smaller footprint than conventional bioretention systems. Contained within a compact precast concrete vault, the BioPod system consists of a biofiltration chamber and an optional integrated high-flow bypass with a contoured inlet rack to minimize scour. The biofiltration chamber is filled with horizontal layers of aggregate (which may or may not include an underdrain), biofiltration media and mulch. Stormwater passes vertically down through the mulch and biofiltration media for treatment. The mulch provides pretreatment by retaining most of the solids or sediment. The biofiltration media provides further treatment by retaining finer sediment and dissolved pollutants. The aggregate allows the media bed to drain evenly for discharge through an underdrain pipe or by infiltration.

Configuration

The BioPod system can be configured with either an internal or external bypass. The internal bypass allows both water quality and bypass flows to enter the treatment vault. The water quality flows are directed to the biofiltration chamber while the excess flows are diverted over the bypass weir without entering the biofiltration chamber. Both the treatment and bypass flows are combined in the outlet area prior to discharge from the structure. BioPod units without an internal bypass are designed such that only treatment flows enter the treatment structure. When the system has exceeded its treatment capacity, ponding will force bypass flows to continue down the gutter to the nearest standard catch basin or other external bypass structure.

The BioPod system can be configured as a tree box filter with tree and grated inlet, as a planter box filter with shrubs, grasses and an open top, or as an underground filter with access risers, doors and a subsurface inlet pipe. The optional internal bypass may be incorporated with any of these configurations. In addition, an open bottom configuration may be used to promote infiltration and groundwater recharge. The configuration and size of the BioPod system is designed to meet the requirements of a specific project.

Inspection & Maintenance Overview

State and local regulations require all stormwater management systems to be inspected on a regular basis and maintained as necessary to ensure performance and protect downstream receiving waters. Without maintenance, excessive pollutant buildup can limit system performance by reducing the operating capacity of the system and increasing the potential for scouring of pollutants during periods of high flow.

Some configurations of the BioPod may require periodic irrigation to establish and maintain vegetation. Vegetation will typically become established about two years after planting. Irrigation requirements are ultimately dependent on climate, rainfall and the type of vegetation selected.

Maintenance Frequency

Periodic inspection is essential for consistent system performance and is easily completed. Inspection is typically conducted a minimum of twice per year, but since pollutant transport and deposition varies from site to site, a site-specific maintenance frequency should be established during the first two or three years of operation.

Inspection Equipment

The following equipment is helpful when conducting BioPod inspections:

- Recording device (pen and paper form, voice recorder, iPad, etc.)
- Suitable clothing (appropriate footwear, gloves, hardhat, safety glasses, etc.)
- Traffic control equipment (cones, barricades, signage, flagging, etc.)
- Manhole hook or pry bar
- Flashlight
- Tape measure

Inspection Procedures

BioPod inspections are visual and are conducted without entering the unit. To complete an inspection, safety measures including traffic control should be deployed before the access covers or tree grates are removed. Once the covers have been removed, the following items should be checked and recorded (see form provided on page 6) to determine whether maintenance is required:

- If the BioPod unit is equipped with an internal bypass, inspect the contoured inlet rack and outlet chamber and note whether there are any broken or missing parts. In the unlikely event that internal parts are broken or missing, contact Oldcastle Stormwater at (800) 579-8819 to determine appropriate corrective action.
- Note whether the curb inlet, inlet pipe, or – if the unit is equipped with an internal bypass – the inlet rack is blocked or obstructed.
- If the unit is equipped with an internal bypass, observe, quantify and record the accumulation of trash and debris in the inlet rack. The significance of accumulated trash and debris is a matter of judgment. Often, much of the trash and debris may be removed manually at the time of inspection if a separate maintenance visit is not yet warranted.
- If it has not rained within the past 24 hours, note whether standing water is observed in the biofiltration chamber.
- Finally, observe, quantify and record presence of invasive vegetation and the amount of trash and debris and sediment load in the biofiltration chamber. Erosion of the mulch and biofiltration media bed should also be recorded. Sediment load may be rated light, medium or heavy depending on the conditions. Loading characteristics may be determined as follows:
 - o Light sediment load – sediment is difficult to distinguish among the mulch fibers at the top of the mulch layer; the mulch appears almost new.
 - o Medium sediment load – sediment accumulation is apparent and may be concentrated in some areas; probing the mulch layer reveals lighter sediment loads under the top 1" of mulch.
 - o Heavy sediment load – sediment is readily apparent across the entire top of the mulch layer; individual mulch fibers are difficult to distinguish; probing the mulch layer reveals heavy sediment load under the top 1" of mulch.

Often, much of the invasive vegetation and trash and debris may be removed manually at the time of inspection if a separate maintenance visit is not yet warranted.

Maintenance Indicators

Maintenance should be scheduled if any of the following conditions are identified during inspection:

- The concrete structure is damaged or the tree grate or access cover is damaged or missing.
- The curb inlet or inlet rack is obstructed.
- Standing water is observed in the biofiltration chamber more than 24 hours after a rainfall event (use discretion if the BioPod is located downstream of a storage system that attenuates flow).
- Trash and debris in the inlet rack cannot be easily removed at the time of inspection.
- Trash and debris, invasive vegetation or sediment load in the biofiltration chamber is heavy or excessive erosion has occurred.

Maintenance Equipment

The following equipment is helpful when conducting BioPod maintenance:

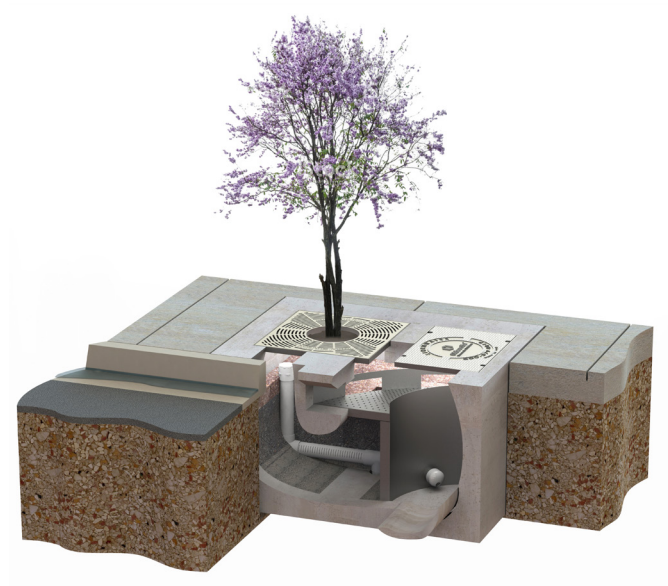
- Suitable clothing (appropriate footwear, gloves, hardhat, safety glasses, etc.)
- Traffic control equipment (cones, barricades, signage, flagging, etc.)
- Manhole hook or pry bar
- Flashlight
- Tape measure
- Rake, hoe, shovel and broom
- Bucket
- Pruners
- Vacuum truck (optional)

Maintenance Procedures


Maintenance should be conducted during dry weather when no flows are entering the system. All maintenance may be conducted without entering the BioPod structure. Once safety measures such as traffic control are deployed, the access covers may be removed and the following activities may be conducted to complete maintenance:

- Remove all trash and debris from the curb inlet and inlet rack manually or by using a vacuum truck as required.
- Remove all trash and debris and invasive vegetation from the biofiltration chamber manually or by using a vacuum truck as required.
- If the sediment load is medium or light but erosion of the biofiltration media bed is evident, redistribute the mulch with a rake or replace missing mulch as appropriate. If erosion persists, rocks may be placed in the eroded area to help dissipate energy and prevent recurring erosion.
- If the sediment load is heavy, remove the mulch layer using a hoe, rake, shovel and bucket, or by using a vacuum truck as required. If the sediment load is particularly heavy, inspect the surface of the biofiltration media once the mulch has been removed. If the media appears clogged with sediment, remove and replace one or two inches of biofiltration media prior to replacing the mulch layer.
- Prune vegetation as appropriate and replace damaged or dead plants as required.
- Replace the tree grate and/or access covers and sweep the area around the BioPod to leave the site clean.
- All material removed from the BioPod during maintenance must be disposed of in accordance with local environmental regulations. In most cases, the material may be handled in the same manner as disposal of material removed from sumped catch basins or manholes.

Natural, shredded hardwood mulch should be used in the BioPod. Timely replacement of the mulch layer according to the maintenance indicators described above should protect the biofiltration media below the mulch layer from clogging due to sediment accumulation. However, whenever the mulch is replaced, the BioPod should be visited 24 hours after the next major storm event to ensure that there is no standing water in the biofiltration chamber. Standing water indicates that the biofiltration media below the mulch layer is clogged and must be replaced. Please contact Oldcastle Stormwater at (800) 579-8819 to purchase the proprietary StormMix™ biofiltration media.




BioPod Tree Module



BioPod Media Module



BioPod Planter Module



BioPod Media Vault

BioPod Inspection & Maintenance Log

BioPod Model_____

Inspection Date_____

Location_____

Condition of Internal Components

Notes:

☐ Good ☐ Damaged ☐ Missing

Curb Inlet or Inlet Rack Blocked

Notes:

☐ Yes ☐ No

Standing Water in Biofiltration Chamber

Notes:

☐ Yes ☐ No

Trash and Debris in Inlet Rack

Notes:

☐ Yes ☐ No

Trash and Debris in Biofiltration Chamber

Notes:

☐ Yes ☐ No

Invasive Vegetation in Biofiltration Chamber

Notes:

☐ Yes ☐ No

Sediment in Biofiltration Chamber

Notes:

☐ Light ☐ Medium ☐ Heavy

Erosion in Biofiltration Chamber

Notes:

☐ Yes ☐ No

Maintenance Requirements

☐ Yes - Schedule Maintenance ☐ No - Schedule Re-Inspection

BIOPOD™ BIOFILTER

with StormMix™ Biofiltration Media

OUR MARKETS



BUILDING
STRUCTURES



COMMUNICATIONS



WATER



ENERGY



TRANSPORTATION