



PERKFILTER™

Inspection and Maintenance Guide

PerkFilter™ Media Filtration System

Description

The PerkFilter is a stormwater treatment device used to remove pollutants from urban runoff. Impervious surfaces and other urban and suburban landscapes generate a variety of contaminants that can enter stormwater and pollute downstream receiving waters. The PerkFilter is a media-filled cartridge filtration device designed to capture and retain sediment, gross solids, metals, nutrients, hydrocarbons, and trash and debris. As with any stormwater treatment system, the PerkFilter requires periodic maintenance to sustain optimum system performance.

Function

The PerkFilter is a water quality treatment system consisting of three chambers: an inlet chamber, a filter cartridge treatment chamber, and an outlet chamber (Figure 1). Stormwater runoff enters the inlet chamber through an inlet pipe, curb opening, or grated inlet. Gross solids are settled out and floating trash and debris are trapped in the inlet chamber. Pretreated flow is then directed to the treatment chamber through an opening in the baffle wall between the inlet chamber and treatment chamber. The treatment chamber contains media-filled filter cartridges (Figure 2) that use physical and chemical processes to remove pollutants. During a storm event, runoff pools in the treatment chamber before passing radially through the cylindrical cartridges from the outside surface, through the media for treatment, and into the center of the cartridge. At the center of the cartridge is a center tube assembly designed to distribute the hydraulic load evenly across the surface of the filter cartridge and control the treatment flow rate. The center tube assembly discharges treated flow through the false floor and into the outlet chamber. A draindown feature built into each cartridge allows the treatment chamber to dewater between storm events.

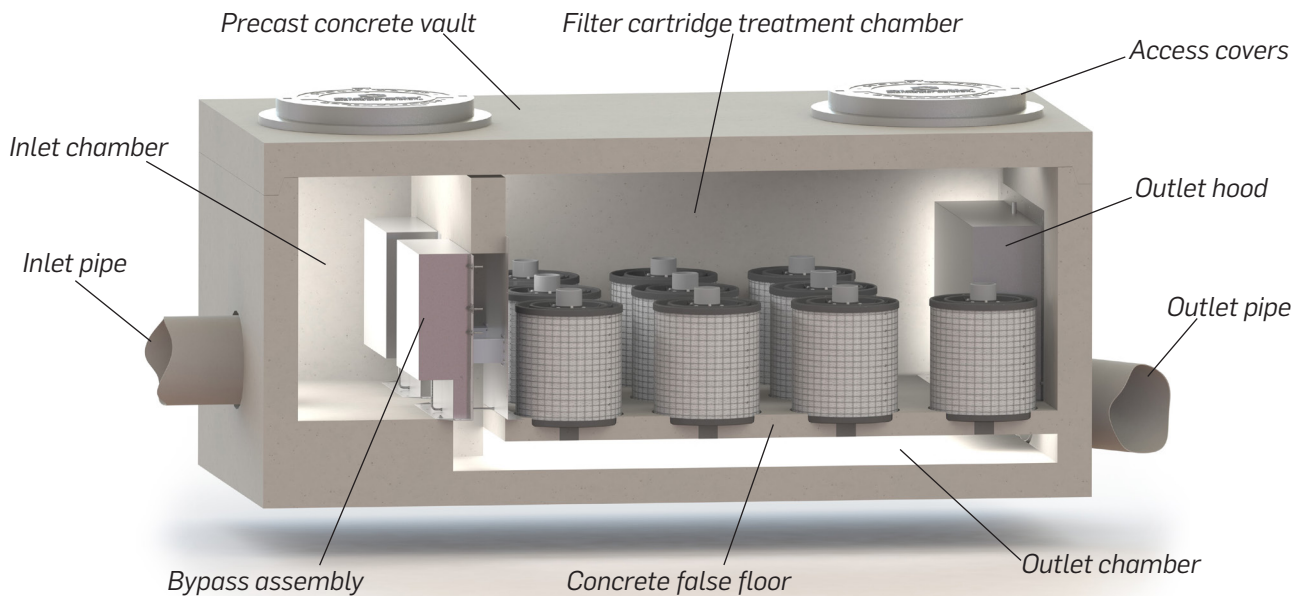
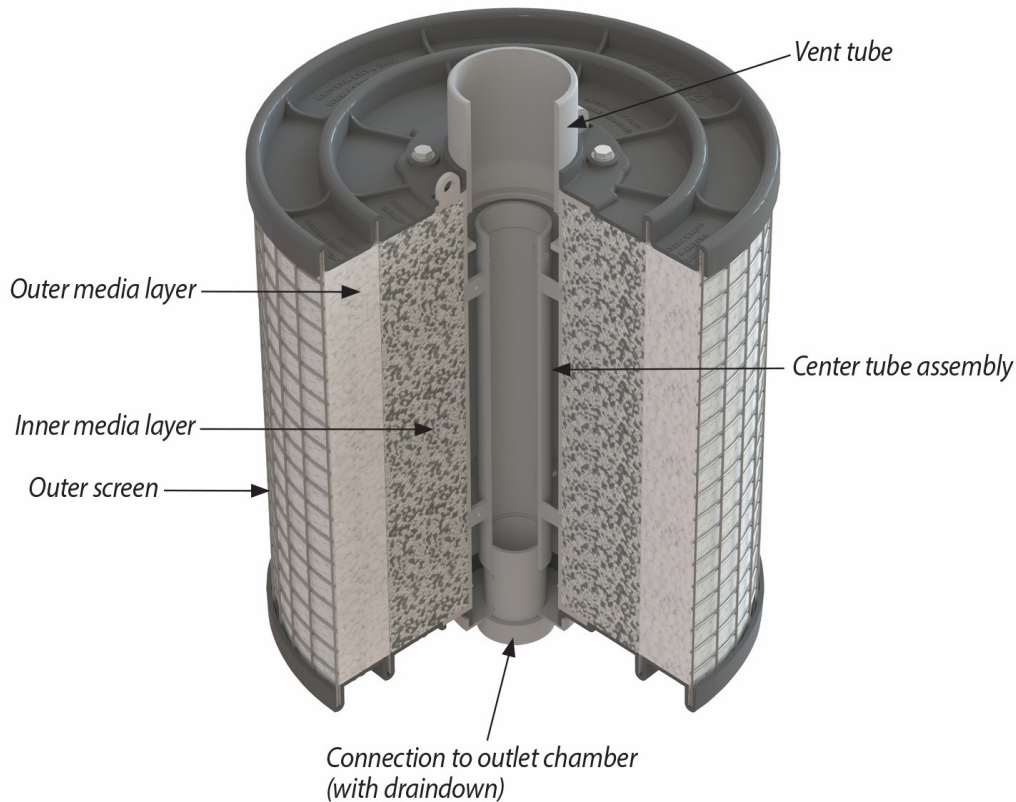


Figure 1. Schematic of the PerkFilter system.

All PerkFilter systems include a high flow bypass assembly to divert flow exceeding the treatment capacity of the filter cartridges around the treatment chamber. The bypass assembly routes peak flow from the inlet chamber directly to the outlet chamber, bypassing the treatment chamber to prevent sediment and other captured pollutants from being scoured and re-entrained by high flow. Treated flow and bypass flow merge in the outlet chamber for discharge by a single outlet pipe.



Configuration

The PerkFilter structure may consist of a vault, manhole, or catch basin configuration. Catch basin units may be fabricated from concrete or steel. Internal components including the PerkFilter cartridges are manufactured from durable plastic and stainless steel components and hardware. All cartridges are 18 inches in diameter and are available in two heights: 12-inch and 18-inch. Cartridges may be used alone or may be stacked (Figure 3) to provide 24-inch and 30-inch combinations. The capacity of each cartridge or cartridge combination is dictated by the allowable operating rate of the media and the outer surface area of the cartridge. Thus, taller cartridges have greater treatment capacity than shorter cartridges but they also require more hydraulic drop across the system. Cartridges may be filled with a wide variety of media but the standard mix is composed of zeolite, perlite and carbon (ZPC).

Access to an installed PerkFilter system is typically provided by ductile iron castings or hatch covers. The location and number of access appurtenances is dependent on the size and configuration of the system.

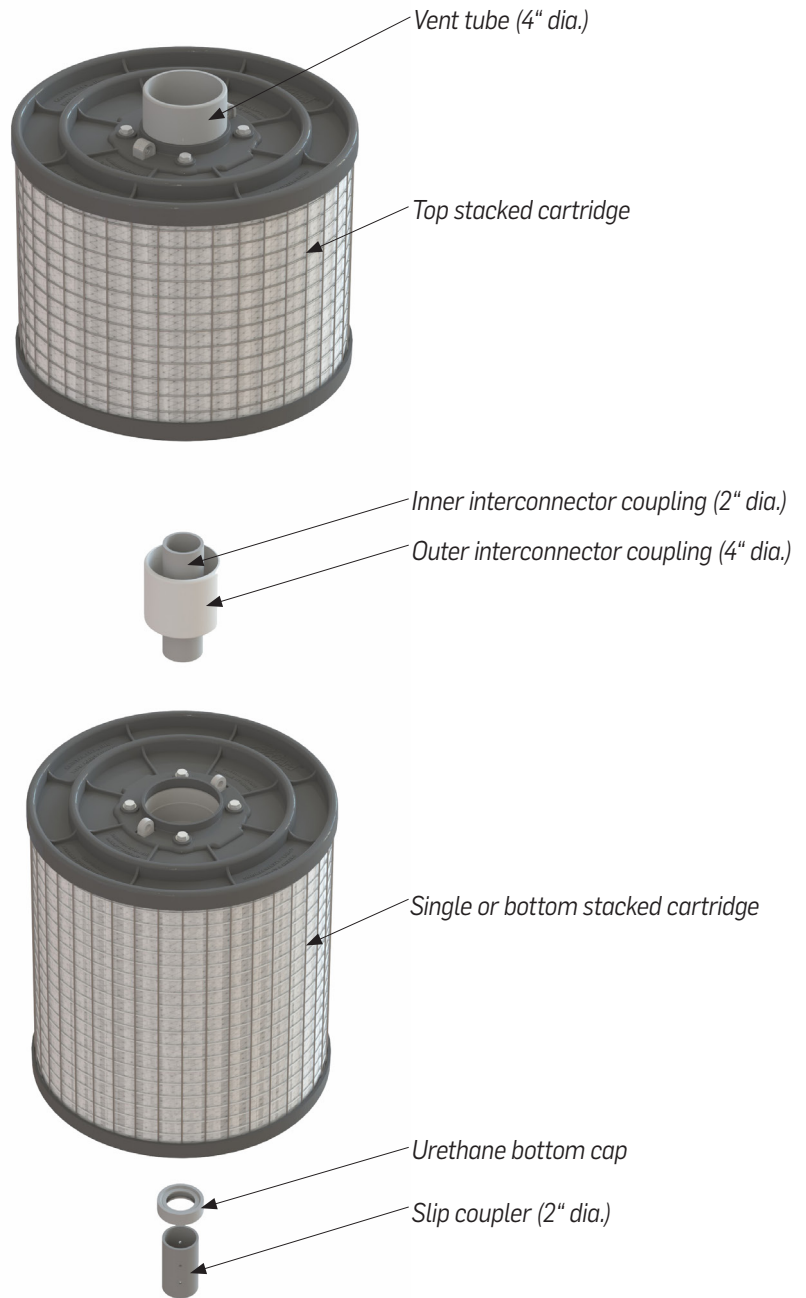


Figure 3. Schematic of stacked cartridges and connector components.

Maintenance Overview

State and local regulations require all stormwater management systems to be inspected on a periodic basis and maintained as necessary to ensure performance and protect downstream receiving waters. Maintenance prevents excessive pollutant buildup that can limit system performance by reducing the operating capacity and increasing the potential for scouring of pollutants during periods of high flow.

Inspection and Maintenance Frequency

The PerkFilter should be inspected on a periodic basis, typically twice per year, and maintained as required. Initially, inspections of a new system should be conducted more frequently to help establish an appropriate site-specific inspection frequency. The maintenance frequency will be driven by the amount of runoff and pollutant loading encountered by a given system. In most cases, the optimum maintenance interval will be one to three years. Inspection and maintenance activities should be performed only during dry weather periods.

Inspection Equipment

The following equipment is helpful when conducting PerkFilter inspections:

- Recording device (pen and paper form, voice recorder, iPad, etc.)
- Suitable clothing (appropriate footwear, gloves, hardhat, safety glasses, etc.)
- Traffic control equipment (cones, barricades, signage, flagging, etc.)
- Socket and wrench for bolt-down access covers
- Manhole hook or pry bar
- Flashlight
- Tape measure
- Measuring stick or sludge sampler
- Long-handled net (optional)

Inspection Procedures

PerkFilter inspections are visual and may be conducted from the ground surface without entering the unit. To complete an inspection, safety measures including traffic control should be deployed before the access covers are removed. Once the covers have been removed, the following items should be checked and recorded (see form provided at the end of this document) to determine whether maintenance is required:

- Inspect the internal components and note whether there are any broken or missing parts. In the unlikely event that internal parts are broken or missing, contact Oldcastle Stormwater at (800) 579-8819 to determine appropriate corrective action.
- Note whether the inlet pipe is blocked or obstructed. The outlet pipe is covered by a removable outlet hood and cannot be observed without entering the unit.
- Observe, quantify and record the accumulation of floating trash and debris in the inlet chamber. The significance of accumulated floating trash and debris is a matter of judgment. A long-handled net may be used to retrieve the bulk of trash and debris at the time of inspection if full maintenance due to accumulation of floating oils or settled sediment is not yet warranted.

- Observe, quantify and record the accumulation of oils in the inlet chamber. The significance of accumulated floating oils is a matter of judgment. However, if there is evidence of an oil or fuel spill, immediate maintenance by appropriate certified personnel is warranted.
- Observe, quantify and record the average accumulation of sediment in the inlet chamber and treatment chamber. A calibrated dipstick, tape measure, or sludge sampler may be used to determine the amount of accumulated sediment in each chamber. The depth of sediment may be determined by calculating the difference between the measurement from the rim of the PerkFilter to the top of the accumulated sediment and the measurement from the rim of the PerkFilter to the bottom of the PerkFilter structure. Finding the top of the accumulated sediment below standing water takes some practice and a light touch, but increased resistance as the measuring device is lowered toward the bottom of the unit indicates the top of the accumulated sediment.
- Finally, observe, quantify and record the amount of standing water in the treatment chamber around the cartridges. If standing water is present, do not include the depth of sediment that may have settled out below the standing water in the measurement.

Maintenance Triggers

Maintenance should be scheduled if any of the following conditions are identified during the inspection:

- Internal components are broken or missing.
- Inlet piping is obstructed.
- The accumulation of floating trash and debris that cannot be retrieved with a net and/or oil in the inlet chamber is significant.
- There is more than 6" of accumulated sediment in the inlet chamber.
- There is more than 4" of accumulated sediment in the treatment chamber.
- There is more than 4" of standing water in the treatment chamber more than 24 hours after end of rain event.
- A hazardous material release (e.g. automotive fluids) is observed or reported.
- The system has not been maintained for 3 years (wet climates) to 5 years (dry climates).

Maintenance Equipment

The following equipment is helpful when conducting PerkFilter maintenance:

- Suitable clothing (appropriate footwear, gloves, hardhat, safety glasses, etc.)
- Traffic control equipment (cones, barricades, signage, flagging, etc.)
- Socket and wrench for bolt-down access covers
- Manhole hook or pry bar
- Confined space entry equipment, if needed
- Flashlight
- Tape measure
- 9/16" socket and wrench to remove hold-down struts and filter cartridge tops
- Replacement filter cartridges
- Vacuum truck with water supply and water jet

Contact Oldcastle Stormwater at (800) 579-8819 for replacement filter cartridges. A lead time of four weeks is recommended.

Maintenance Procedures

Maintenance should be conducted during dry weather when no flow is entering the system. Confined space entry is necessary to maintain vault and manhole PerkFilter configurations. Only personnel that are OSHA Confined Space Entry trained and certified may enter underground structures. Confined space entry is not required for catch basin PerkFilter configurations. Once safety measures such as traffic control are deployed, the access covers may be removed and the following activities may be conducted to complete maintenance:

- Remove floating trash, debris and oils from the water surface in the inlet chamber using the extension nozzle on the end of the boom hose of the vacuum truck. Continue using the vacuum truck to completely dewater the inlet chamber and evacuate all accumulated sediment from the inlet chamber. Some jetting may be required to fully remove sediment. The inlet chamber does not need to be refilled with water after maintenance is complete. The system will fill with water when the next storm event occurs.
- Remove the hold-down strut from each row of filter cartridges and then remove the top of each cartridge (the top is held on by four 9/16" bolts) and use the vacuum truck to evacuate the spent media. When empty, the spent cartridges may be easily lifted off their slip couplers and removed from the vault. The couplers may be left inserted into couplings cast into the false floor to prevent sediment and debris from being washed into the outlet chamber during washdown.
- Once all the spent cartridges have been removed from the structure, the vacuum truck may be used to evacuate all accumulated sediment from the treatment chamber. Some jetting may be required to fully remove sediment. Take care not to wash sediment and debris through the openings in the false floor and into the outlet chamber. All material removed from the PerkFilter during maintenance including the spent media must be disposed of in accordance with local, state, and/or federal regulations. In most cases, the material may be handled in the same manner as disposal of material removed from sumped catch basins or manholes.
- Place a fresh cartridge in each cartridge position using the existing slip couplers and urethane bottom caps. If the vault is equipped with stacked cartridges, the existing outer and inner interconnector couplers must be used between the stacked cartridges to provide hydraulic connection. Transfer the existing vent tubes from the spent cartridges to the fresh cartridges. Finally, refit the struts to hold the fresh cartridges in place.
- Securely replace access covers, as appropriate.
- Make arrangements to return the empty spent cartridges to Oldcastle Stormwater.

PerkFilter Inspection and Maintenance Log

Location _____

Structure Configuration and Size:

Inspection Date _____

- Vault _____ feet x _____ feet
- Manhole _____ feet diameter
- Catch Basin _____ feet x _____ feet

Number and Height of Cartridge Stacks:

Media Type:

Count _____ each 12" 18" 24" 30"

ZPC Perlite Other _____

Condition of Internal Components

Notes:

- Good Damaged Missing

Inlet or Outlet Blockage or Obstruction

Notes:

- Yes No

Floating Trash and Debris

Notes:

- Significant Not Significant

Floating Oils

Notes:

- Significant Not Significant Spill

Sediment Depth in Inlet Chamber

Notes:

Inches of Sediment: _____

Sediment Depth in Treatment Chamber

Notes:

Inches of Sediment: _____

Standing Water in Treatment Chamber

Notes:

Inches of Standing Water: _____

Maintenance Required

- Yes - Schedule Maintenance No - Inspect Again in _____ Months

PERKFILTER™

OUR MARKETS



BUILDING
STRUCTURES



COMMUNICATIONS



WATER



ENERGY



TRANSPORTATION