

NOTES:

1. VAULTS CAN BE DESIGNED TO MEET ASTM C858 AND AASHTO LOADINGS.
2. OPENINGS MAY BE SIZED AND LOCATED AS SPECIFIED WITHIN STRUCTURAL LIMITATIONS.
3. OPTIONAL ACCESSORIES MAY BE INSTALLED AS SPECIFIED.
4. FOR OPTIONAL ACCESSORIES, SEE ACCESSORIES / HARDWARE SECTION.
5. IT IS RECOMMENDED THAT BITUMINOUS MASTIC BE USED AT ALL JOINTS.
6. METRIC EQUIVALENTS (SHOWN IN PARENTHESIS) ARE ROUNDED TO NEAREST 5mm OR 5Kg.



2240 S. Yellowstone Hwy, Idaho Falls, Idaho 83402
 Phone: 208-522-6150 Fax: 208-522-9701

VAULTS

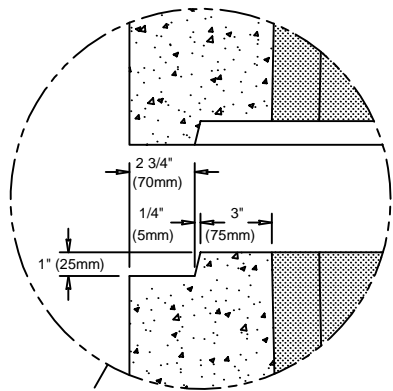
FILE NAME: 230TBUV018

ISSUE DATE: 1/2011

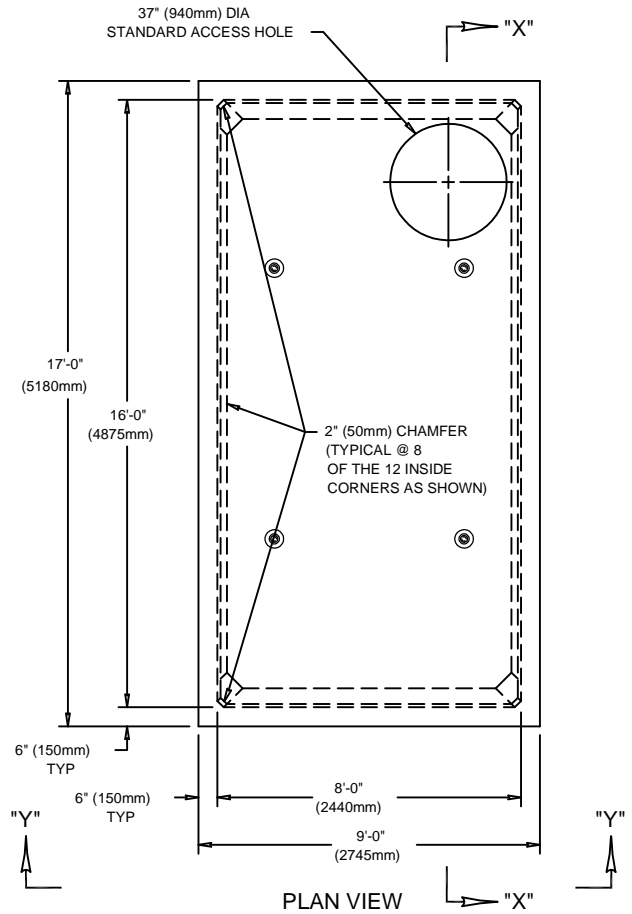
www.oldcastleprecast.com

Utility Vault
8' X 16' X 8'
ISO View

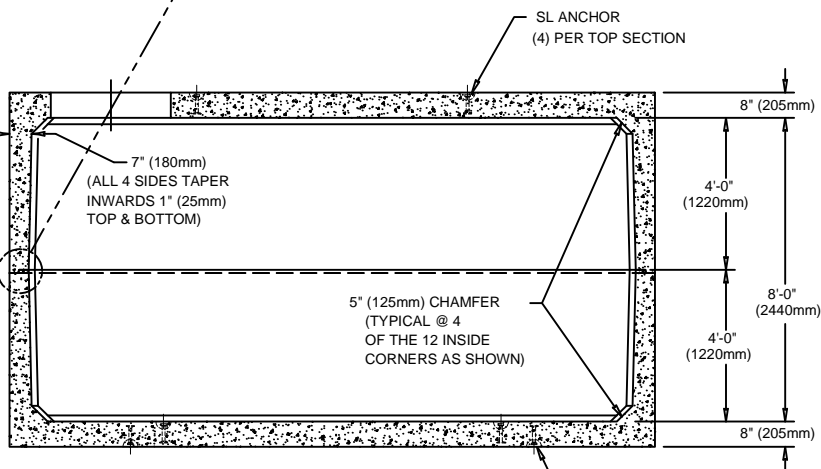
Copyright © 2011



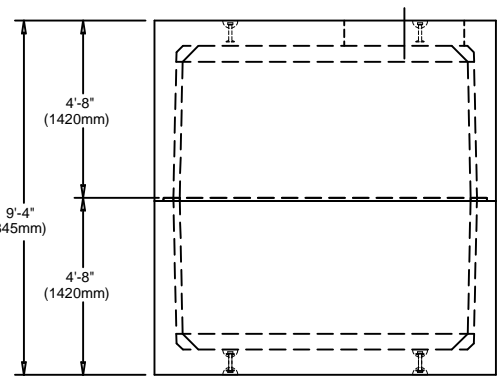
JOINT DETAIL
SHOWN OPEN
FOR CLARITY



PLAN VIEW



SECTION "X"- "X"



VIEW "Y"- "Y"



2240 S. Yellowstone Hwy, Idaho Falls, Idaho 83402
Phone: 208-522-6150 Fax: 208-522-9701

VAULTS

FILE NAME: 230TBUV018

ISSUE DATE: 1/2011

www.oldcastleprecast.com

Utility Vault
8' X 16' X 8'

Copyright © 2011