



Approximate Weights  
Pad - 1400 Lbs

SCALE: 1/2" = 1'-0"

Pad Bottom Dimensions  
4'-2"W x 6'-2"L x 6"H  
Pad Top Dimensions  
4'-0"W x 6'-0"L x 6"H

 **Oldcastle Precast**<sup>®</sup>  
 **UTILITY VAULT**<sup>™</sup> Division  
Southern California  
Fontana, San Diego, Santa Paula  
Phone: 800-626-3860 Fax: 909-428-3737


**EDISON 487206MP**

FILE NAME: 070UET4872BEED.DWG

REVISED: Dec 2006

[www.oldcastleprecast.com](http://www.oldcastleprecast.com)

**4'-0" x 6'-0" x 6"**  
**UGS #591.1 Pad**  
**Southern Calif Edison**

Copyright © 2008  **Oldcastle Precast, Inc.**