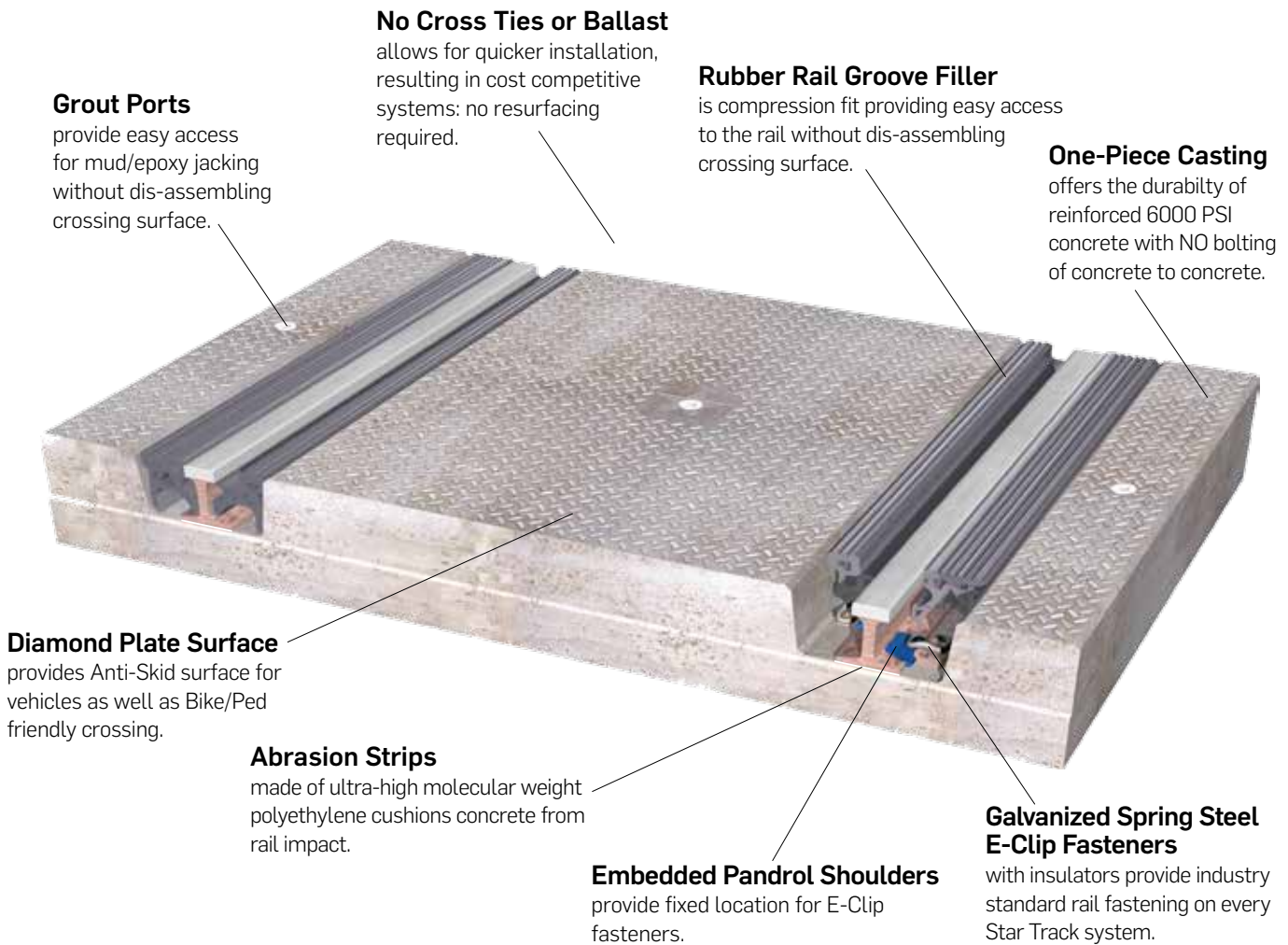


THE STAR TRACK[®] MODULE



All StarTrack Modules are designed for Cooper E-80 with 60% impact; and HS-25 loading. StarTrack is a long lasting, maintenance free crossing surface for freight, commuter, and light rail applications. Standard modules are 8' wide x 14" thick and are available in 3 lengths (5', 7.5', 17.5'). Heavy Duty Modules are 16" thick, 11' wide and 5' long.

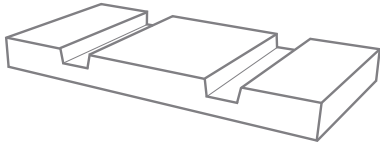
APPLICATIONS

- > Highway-Railway Grade Crossings
- > At Grade Crossing Surfaces
- > Embedded Track - Industrial and Transit
- > Bridge Deck
- > Rail Scale Approaches
- > Tunnel Track
- > Port
- > Intermodal

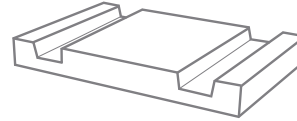


For more information please contact our National Sales Office at (888) 965-3227 or send an email to contactprecast@oldcastle.com

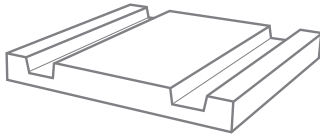
STANDARD SIZES (4 embedded lifters are standard on each module)



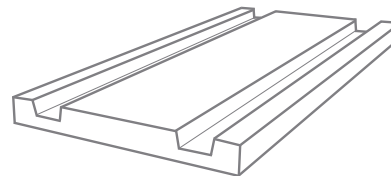
5'X11'X16"
10,400 LBS



5'X8'X14"
6,370 LBS

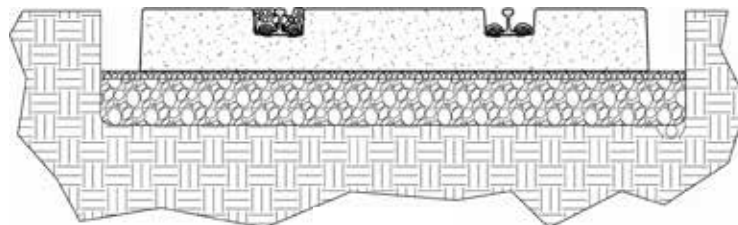


7'-6"X8'X14"
9,550 LBS

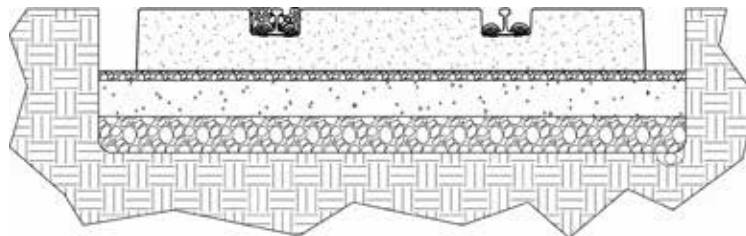


17'-6"X8'X14"
22,000 LBS

SUBBASE OPTIONS



AGGREGATE BASE



ASPHALT UNDERLAYMENT BASE

Modules sit on prepared subgrade: Various subbase options determined by site soil conditions. Typical options include aggregate, asphalt underlayments, and controlled density fill.