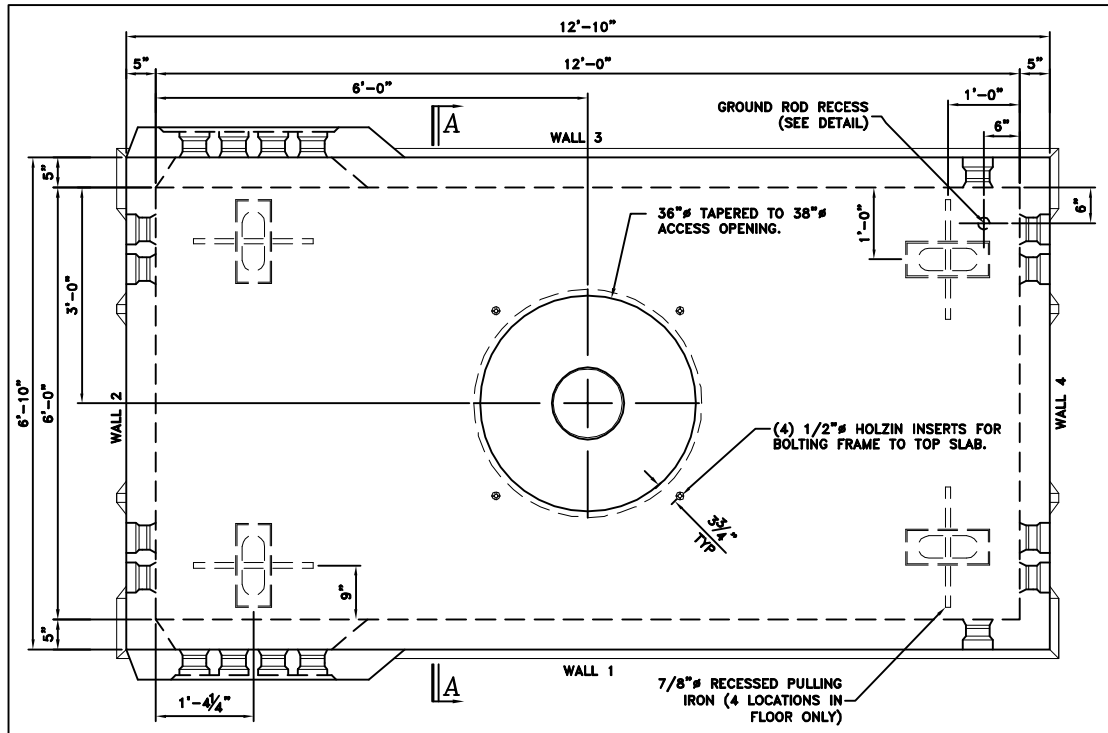

PLAN VIEW

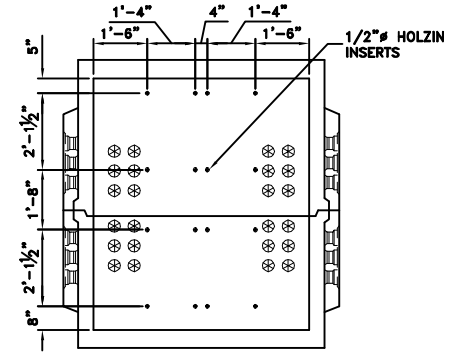

WALL 2+4 INSERT PATTERNS

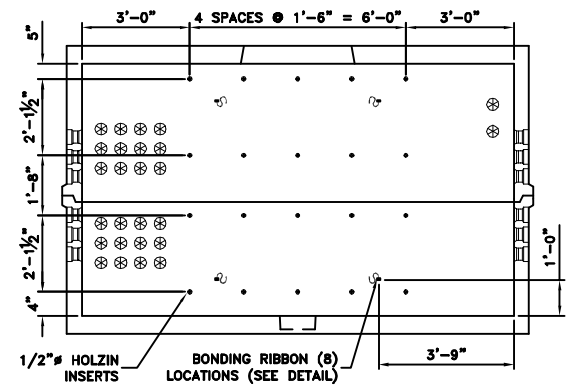

WALL 1+3 INSERT PATTERNS

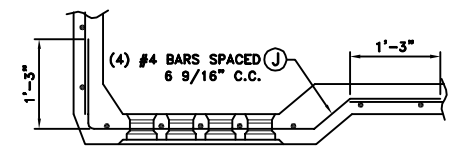

SECTION B-B

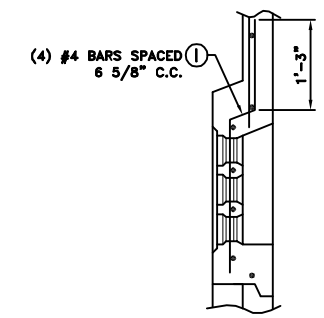

SECTION C-C

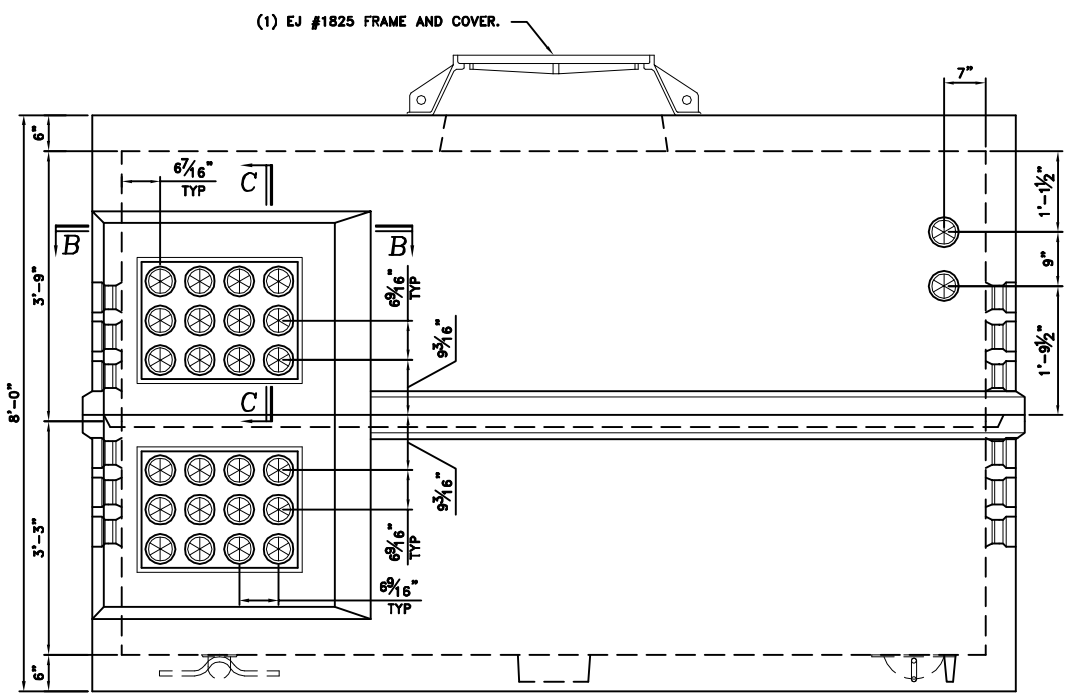

WALL #1 ELEVATION
(WALL #3 IS MIRROR IMAGE)

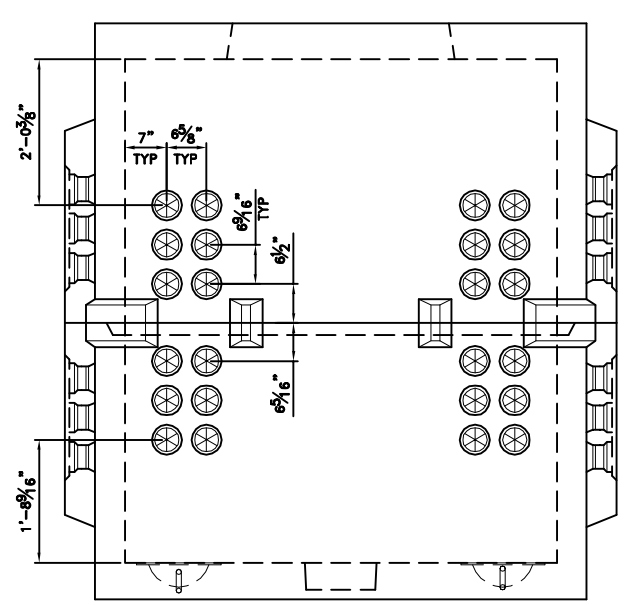

WALL #2 ELEVATION
(WALL #4 IS MIRROR IMAGE)

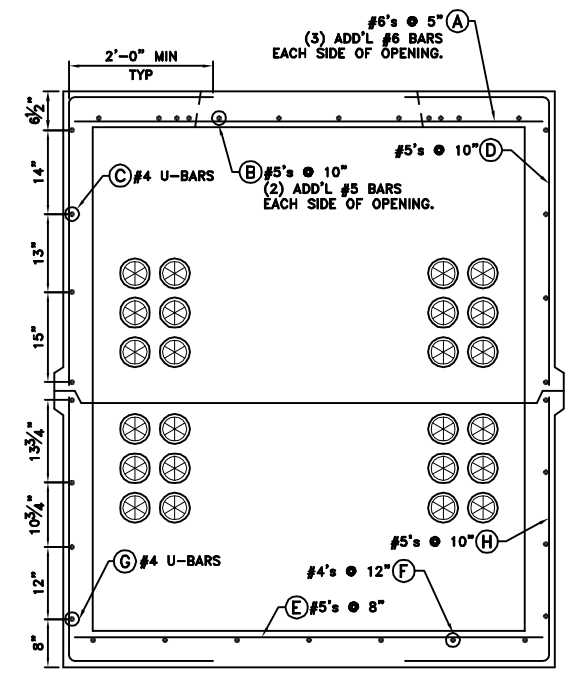

SECTION A-A

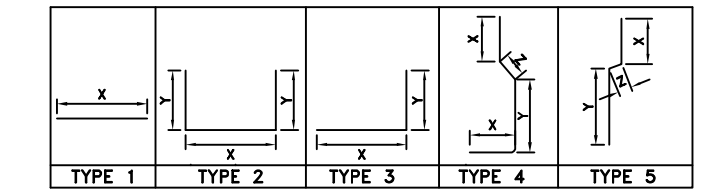

TYPE 1	TYPE 2	TYPE 3	TYPE 4	TYPE 5

TOP SECTION REINFORCEMENT							
SYM.	TYPE	SIZE	REQ'D	X	Y	Z	LBS
A	1	#6	29	6'-5"	N/A	N/A	279.51
B	1	#5	12	12'-5"	N/A	N/A	155.41
C	2	#4	8	12'-6"	4'-0"	N/A	109.55
D	3	#5	44	4'-0"	2'-0"	N/A	275.35
I	5	#4	4	1'-3"	2'-1"	5"	10.02
J	4	#4	4	1'-3"	3'-1 3/8"	8 1/4"	16.84

BASE SECTION REINFORCEMENT							
SYM.	TYPE	SIZE	REQ'D	X	Y	Z	LBS
E	1	#5	19	6'-5"	N/A	N/A	127.17
F	1	#4	7	12'-5"	N/A	N/A	58.06
G	2	#4	8	12'-6"	4'-0"	N/A	109.55
H	3	#5	44	3'-8"	2'-0"	N/A	260.02
I	5	#4	4	1'-3"	2'-1"	5"	10.02
J	4	#4	4	1'-3"	3'-1 3/8"	8 1/4"	16.84

SECTION WEIGHT: TOP = 14,850 lbs (7.43 Tons)
BASE = 14,250 lbs (7.13 Tons)

BILL OF MATERIALS (TOP) ITEM CODE: 0120900

- (5005220) TOTAL CONCRETE (680-30% SCC) = 3.67 cu/yds
- (5104500) #4 REBAR = 136.40 lbs.
- (5104600) #5 REBAR = 430.76 lbs.
- (5104700) #6 REBAR = 279.51 lbs.
- (5447050) 4"ø TERMINATOR CUPS = 52
- (5401400) 3-TON BURKE FLATFOOT ANCHOR (79157) = 4
- (5419400) 1/2"ø HOLZIN THREADED INSERTS = 40
- (5405900) BONDING RIBBON (SOFT TINNED) = 4ft
- (9200000) LABOR = 11.89 hrs

BILL OF MATERIALS (BASE) ITEM CODE: 0120950

- (5005220) TOTAL CONCRETE (680-30% SCC) = 3.52 cu/yds
- (5104500) #4 REBAR = 194.47 lbs.
- (5104600) #5 REBAR = 387.19 lbs.
- (5100000) 4x4 W4/W4 MESH = 2.78 sq/ft
- (5401400) 3-TON BURKE FLATFOOT ANCHOR (79157) = 4
- (5419400) 1/2"ø HOLZIN THREADED INSERTS = 40
- (2000400) 7/8"ø GALVANIZED PULLING IRONS = 4
- (5405900) BONDING RIBBON (SOFT TINNED) = 2ft
- (5447050) 4"ø TERMINATOR CUPS = 48
- (4001160) MA INDUSTRIES SUMP COVER = 1
- (5439200) CON-SEAL (CS-102) = 3 ROLLS
- (9200000) LABOR = 11.41 hrs

DESIGN NOTES

- CONCRETE MINIMUM STRENGTH -5000 PSI @ 28 DAYS
- STEEL REINFORCEMENT - ASTM A-615-84, GRADE 60
- DESIGN LOADING - AASHTO HS20-44 (30 % IMPACT ALLOWANCE)
- COVER TO STEEL: 1" UNLESS OTHERWISE NOTED
- EARTH COVER 0'-0" MIN. 3'-0" MAX.
- UNIT WEIGHT OF EARTH = 120 psf
- ACTIVE PRESSURE COEFFICIENT = .33
- EXTERIOR GROUND WATER IS AT 3'-0" BELOW FINISHED GRADE

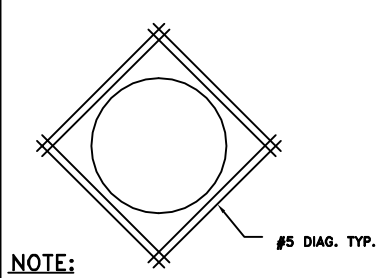

NOTE:
ALL BARS CUT BY OPENING SHALL BE REPLACED (1/2 ON EACH SIDE OF OPENING)

TYP. REINF. AROUND OPENINGS

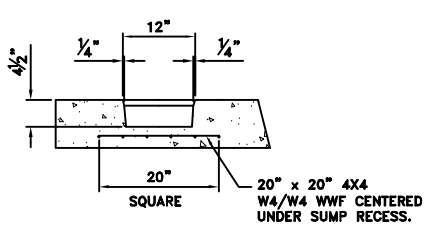

SUMP DETAIL
(NTS)

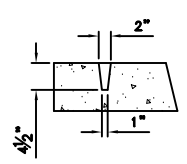

GROUND ROD HOLE DETAIL
(NTS)

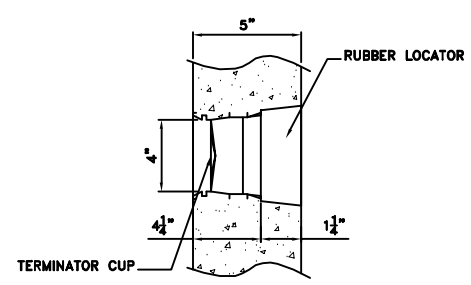

TERMINATOR DETAIL
(NTS)

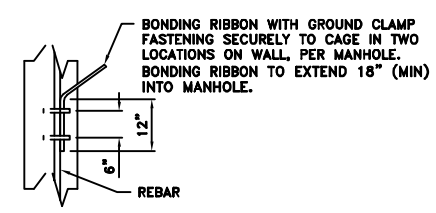

BONDING RIBBON DETAIL
(NTS)

ROTONDO PRECAST
MANUFACTURERS OF QUALITY PRE-CAST CONCRETE PRODUCTS
5115 MASSAPONAX CHURCH ROAD
FREDERICKSBURG, VA 22407
PH: (540) 898-6300
FX: (540) 898-2389
A DIVISION OF OLDCASTLE PRECAST

1	2/3/03	MOVED TERMINATOR LOCATIONS DOWN 1" ON BASE ENDWALLS. BTD
2		
3		

DATE: 12/6/02
SCALE: 3/8" = 1'-0"
DRWN BY: B.T.D.
JOB NO. STANDARD
PROJECT: 8'-0" x 12'-0" x 7'-0" PRECAST CONCRETE T VAULT LANGLEY AIR FORCE BASE / HAMPTON VA
CUSTOMER: GENERAL DYNAMICS - VIVID
DWG. NAME: 61270-TV
SHEET: 1 OF 1