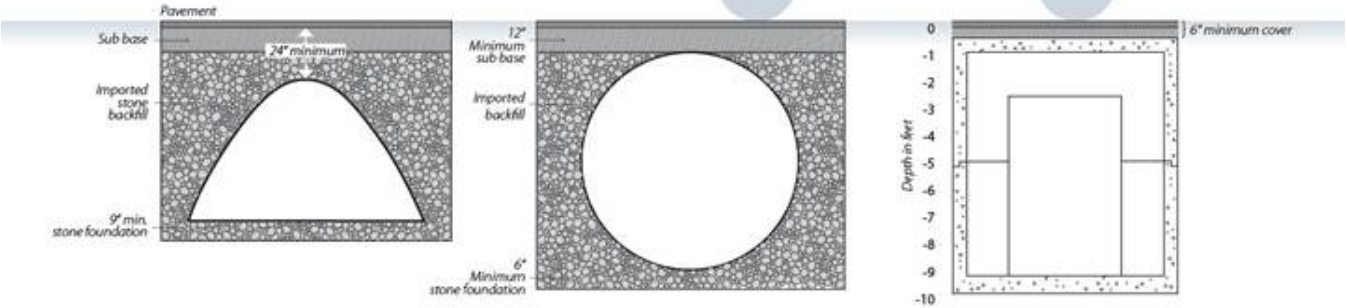


Comparison

Competing Systems Comparison



5' Plastic Arch Chamber



- 29.8 CF storage / LF
- 40 CF/LF stone backfill + sub base per LF

8' Dia. Corrugated Metal Pipe

- 50.2 CF storage / LF
- 43.2 CF/LF Select backfill + additional sub base per LF

8' Storm Capture

- 56 CF Storage / LF
- No imported backfill



*The smallest footprint!
Smaller footprint available
with 10', 11', 12', 14' tall
modules!*

	Plastic Chamber	Corrugated Metal Pipe	Storm Capture
Earth cover	Minimum 24" + pavement	Minimum 18" + pavement	Minimum 6"
Stone or select backfill	28,973 CF + extra sub base	38,726 CF + extra sub base	None
Maintenance	Not Accessible	Somewhat	100% Accessible
Footprint	10,439 SF	7,124 SF	6,293 SF
Backfill process	Complicated	Complicated	Easy!