

# Built to **POWER.**

Electric Products  
2020 Catalog





### CARSON®



A NAME YOU TRUST. DURABILITY YOU EXPECT.

Carson® high-density polyethylene (HDPE) enclosures deliver reliable, chemical and water resistant performance and install with ease. The Carson® brand offers a wide variety of sizes and is preferred and specified by industry professionals nationwide. You can depend on the trusted Carson® brand, delivering reliable hand holes, valve boxes, meter boxes and vaults for nearly 50 years.



### CHRISTY®



RELIABLE AND COST-EFFECTIVE.

Christy® concrete enclosures deliver reliable, cost-effective performance. The Christy® brand offers a wide variety of sizes making it the preferred choice for many applications. You can depend on the trusted Christy® brand, delivering reliable hand holes, valve boxes, meter boxes and vaults to the utility market for over 40 years.



### FIBRELYTE®



STRONG AND EASY TO HANDLE.

Fibrelite® manufactured from an exclusive composite formulation of polyester resin, fiberglass and calcium carbonate yields lightweight, high strength enclosures. This proprietary composite material is stronger, easier to handle and much lighter than concrete, saving both time and money during installation, service work and transportation.





## OLDCASTLE FRP



STRENGTH AND DURABILITY, CAREFULLY CRAFTED.

The Oldcastle FRP family of enclosures are produced in a unique hybrid process bonding strong, polymer concrete rings with high-impact resistant fiberglass sidewalls, forming a monolithic body. Paired with polymer concrete lid, select units are suitable for light or heavy incidental traffic. Specifiers can meet expected load ratings while installers can handle and modify with ease.



## DURALITE™



SURPRISINGLY LIGHT. EXCEPTIONALLY STRONG.

The performance you need – the ease of installation you love. The Duralite™ family of enclosure deliver unexpected Tier 15 and Tier 22 load rating performance in the lightweight enclosure category. Engineered to withstand heavy loads, Duralite™ intelligently blends composite materials to provide durable, accessible security to our necessary infrastructure.



## OLDCASTLE POLYMER



DURABILITY DELIVERED THROUGH INNOVATION.

Oldcastle Polymer enclosures deliver strength and durability like traditional concrete, but at a fraction of the weight. The Oldcastle Polymer brand offers a broad range of sizes and configurations to meet your needs. These enclosures provide medium to heavy duty solutions for vaults, splice boxes and meter boxes ideal for any industry—municipal water, telecommunications, and other commercial and industrial applications.

# Selecting the Right Product and Accessories

---

## Choose your Size and Brand

A wide variety of sizes are offered in round, square, and rectangular configurations. Choose the size and brand that best fits your need.

## Know Your Required Performance Level

Our bodies and lids are rated for performance. Look for the load rating that matches your project application.



## Select a Lid Style and Marking

Lids are available in a variety of materials and colors. Some are available with specialty markings, marking plates, and special locking options.


## Choose Accessories, Hardware, and Other Options

Hardware & other additional items can be found for our enclosures in the back of this booklet.

---

## Product Availability

Oldcastle Infrastructure divides products into two availability groups: Quick Ship and Made to Order.

The Oldcastle Infrastructure Quick Ship Program is designed to provide customers with some of our most popular items quickly, supporting projects with tight schedules. Our Quick Ship items can be easily identified in this document by locating the items with this truck  next to them. Items that are identified as Quick Ship will be shipped from an Oldcastle facility within 3 business days.

Made to Order items are identified as all items that do not have the Quick Ship icon next to them. The lead time for these items can be obtained by reaching out to our customer service team.

## Additional Information

For more detailed information on a product, see the individual specification sheet located in the Oldcastle Infrastructure Catalog Binder or online at [oldcastleinfrastructure.com](http://oldcastleinfrastructure.com).

## Terms and Conditions

Terms and conditions are located on our website at: [oldcastleinfrastructure.com/support/terms-conditions/](http://oldcastleinfrastructure.com/support/terms-conditions/)



# Load Ratings




## LOAD RATING : LIGHT DUTY - PEDESTRIAN / GREENBELT APPLICATIONS

CLASS VEHICLE	GVW (LB)	MAX WHEEL LOAD (LB)	DESIGN LOAD (LB)	TEST LOAD (LB)	SPECIFICATION	LOAD CATEGORY
Pedestrian	-	-	300 (PSF)	-	ASTM C 857	A-0.3
			-	3000	ANSI/SCTE 77	Light Duty, Pedestrian
			850	2200	Telcordia GR-902	Greenway
Passenger Vehicle	6000	2400	2000	4340	WUC, Guide 3.6	Pedestrian Greenway



## LOAD RATING : MEDIUM DUTY - ANSI/SCTE TIER 5, 8 AND 15

CLASS VEHICLE	GVW (LB)	MAX WHEEL LOAD (LB)	DESIGN LOAD (LB)	TEST LOAD (LB)	SPECIFICATION	LOAD CATEGORY
Light Duty Truck up to Class 3	1400	5600	3900	1040	ANSI/SCTE 77 Telcordia GR-902	Pedestrian/Light Duty Incidental
			5000	7500		Tier 5
			8000	12000		Tier 8
Medium Duty Truck up to Class 5	19500	7800	7800	20800	Telcordia GR-902	Non-Continuous Traffic
			8000	17360	ASTM C 857	A-8
			8000	17360	WUC, Guide 3.6	Non-Continuous Traffic
Medium Duty Truck up to Class 7	33000	13200	15000	22500	ANSI/SCTE 77	Tier 15



## LOAD RATING : HEAVY DUTY - ANSI/SCTE TIER 22

CLASS VEHICLE	GVW (LB)	MAX WHEEL LOAD (LB)	DESIGN LOAD (LB)	TEST LOAD (LB)	SPECIFICATION	LOAD CATEGORY
Heavy Duty Truck up to Class 8	40000	16000	16000	16000	WUC, Guide 3.6	In shoulder or parking area outside traffic lane
			16000	34720	ASTM C 857	A-16
			22500	33750	ANSI/SCTE 77	Tier 22



## LOAD RATING : TRAFFIC RATED - AASHTO H20\*

CLASS VEHICLE	GVW (LB)	MAX WHEEL LOAD (LB)	DESIGN LOAD (LB)	TEST LOAD (LB)	SPECIFICATION	LOAD CATEGORY
Vehicles up to Class 8	40000	16000	16000	34720	ASTM C 857	A-16

\*Units must include a steel frame and steel cover.

## Load ratings are determined by the lowest component rating

The Rural Utility Service (RUS) is a department of the US Department of Agriculture organized to facilitate rural developments. You will find Oldcastle Infrastructure enclosures listed by the RUS. Please reference brand specific product data sheets for additional clarifications. All Oldcastle Infrastructure enclosures conform to the RUS "Tamper Resistant" fastener design for buried pedestals found listed by code and group.

The "Test Load" term is used in ANSI/SCTE 77-2010 to designate the minimum load that an enclosure must be able to sustain to qualify for a particular performance rating. The term is synonymous with (minimum) Failure Load. It should be noted that within the ANSI/SCTE 77-2010 specification, the "Test Load" is 1.5 x the Design Load. Some specification and operating companies select a higher multiple or safety factor for proof of Design Load.

# Product Matrix by Brand

		MODEL	SIZE (LXW)	SHAPE	WALL TYPE	DEPTHS	DESIGN LOAD (LB)	RATING	
<b>CARSON®</b>	<b>HDPE BODY</b>	<b>w/ HDPE LID</b>	708	6" Dia	Round	Flared	9"	300 (PSF)	Pedestrian/Greenbelt
			809	7" Dia			9"		
			910	10" Dia			10" 18"		
			2200	12" Dia			15" 18" 24"		
			1015	10" x 15"	Rectangle	Flared	6" 12"		
			1220	12" x 20"			6" 12" 18"		
			1324	13" x 24"			12" 14" 15" 17" (24)" (30)"		
			1419	14" x 19"			6" 12" 18"		
			1520	15" x 20"			18" 24"		
			1730	17" x 30"			12" 15" 18" 24" (24)" (30)" (36)" 36"		
			2424	24" x 24"	Square	18" 24" 30" 36" 42" 48" *			
			2436	24" x 36"	Rectangle	18" 24" 30" 36" 42" 48" *			
			3636	36" x 36"	Square	18" 24" 30" 36" 42" 48" *			
			3648	36" x 48"	Rectangle	18" 24" 30" 36" 42" 48" *			
	3660	36" x 60"	18" 24" 30" 36" 42" 48" *						
		<b>w/ POLYMER LID</b>	1324	13" x 24"	Rectangle	Flared	12" 14" 15" 17" (24)" (30)"	8,000	Tier 8
			1730	17" x 30"			12" 15" 18" 24" (24)"(30)" (36)" 36"		
			2424	24" x 24"	Square		18" 24" 30" 36" 42" 48" *		
			2436	24" x 36"	Rectangle		18" 24" 30" 36" 42" 48" *		
	2448		24" x 48"	18" 24" 30" 36" 42" 48" *					
	2460		24" x 60"	18" 24" 30" 36" 42" 48" *					
	3636		36" x 36"	Square	18" 24" 30" 36" 42" 48" *				
	3648		36" x 48"	Rectangle	18" 24" 30" 36" 42" 48" *				
	3660	36" x 60"	18" 24" 30" 36" 42" 48" *						
<b>CHRISTY®</b>	<b>CONCRETE BODY</b>	<b>w/ CONCRETE LID</b>	F08	8" Dia	Round	Straight	12"	300 (PSF)	Pedestrian/Greenbelt
			N09	10" x 15"	Rectangle		12" 24" 36" 48" 60"		
			N16	11" x 21"			12" 24" 36" 48" 60"		
			N30	13" x 24"			12" 24" 36" 48" 60"		
			N36	17" x 30"			12" 24" 36" 48" 60"		
			N40	22" x 35"			12" 24" 36" 48" 60"		
			N44	21" x 42"			12" 24" 36" 48" 60"		
			N48P	30" x 48"			12" 24" 36" 48" 60"		
			N52P	30" x 60"			12" 24" 36" 48" 60"		
		<b>w/ STEEL FRAME / LID</b>	G03	10" Dia	Round	Straight	12"	16,000	H20
			G04	11" Tri			12"		
			G05	10" Dia			12" 24" 36"		
			G08	13" Dia			12" 24" 36"		
			G12	13" Dia			12"		
			B1017	10" x 17"	Rectangle		12" 24" 36"		
			B1324	13" x 24"			12" 24" 36"		
			B1730	17" x 30"			12" 24" 36"		
			B2436	24" x 36"			12" 24" 36"		
	B3048		30" x 48"	12" 24" 36"					
<b>FIBRELYTE®</b>	<b>COMPOSITE BODY</b>	<b>w/ COMPOSITE LID</b>	FL08	8" Dia	Round	Straight	12"	8,000	Tier 8
			FL09	10" x 15"	Rectangle	Flared	12"		
			FL12	12" x 20"		Straight	12"		
			FL30	13" x 24"		Flared	12" 18" 20" 24" 30" 36"		
			FL36	17" x 30"			12" 18" 20" 24" 30" 36"		

# Product Matrix by Brand

		MODEL	SIZE (LXW)	SHAPE	WALL TYPE	DEPTHS	DESIGN LOAD (LB)	RATING	
<b>OLDCASTLE FRP</b>	<b>FIBERGLASS REINFORCED POLYMER BODY with POLYMER CONCRETE RING &amp; LID</b>	1118	11" x 18"	Rectangle	Straight	12" 18"	15,000	Tier 15	
		1324	13" x 24"			12" 18" 24"			
		1324	13" x 24"		Flared	18" 24"			
		1419	14" x 19"			12" 18" 24"			
		1730	17"x 30"		Straight	24"			
		1730	17"x 30"			18" 24" 36"			
		2424	24" x 24"	Square	Straight	18" 24" 36" 48"			
		2436	24" x 36"	Rectangle		30" 36"			
		2436	24" x 36"		Flared	24" 30" 36"			
		3048	30" x 48"		Straight	36" 48"			
		3048	30" x 48"			Flared			48"
		3060	30" x 60"		Rectangle	Straight			18"
		3636	36" x 36"						36"
		3660	36" x 60"	36" 48"					
		4872	48" x 72"	30"					
		4896	48" x 96"	36"					
		1000	10" Dia	Round					Flared
		1800	18" Dia		24" 36" 48" 72"				
		2200	22" Dia		8,000/15,000	Tier 8 / Tier 15			
		2400	24" Dia		15,000	Tier 15			
2700	27" Dia	8,000/15,000	Tier 8 / Tier 15						
3900	39" Dia	15,000	Tier 15						
5400	54" Dia				Straight	36" 48"			
<b>DURALITE™</b>	<b>COMPOSITE BODY w/ COMPOSITE LID</b>	1015	10" x 15"		Rectangle	Straight	12" 18" (24)" (30)" (36)"	15,000 / 22,500	
		1118	11" x 18"	Square	12" 18" (24)" (30)" (36)"				
		1212	12" x 12"	Rectangle	12" 18" (24)" (30)" (36)"				
		1324	13" x 24"		12" 18" (24)" (30)" (36)"				
		1730	17" x 30"		12" 18" 24" (24)" (30)" (36)" (42)" (48)"				
		2436	24" x 36"		18" 24" 36" (42)" (48)" (60)" (72)"				
		3048	30" x 48"		18" 24" 36" (42)" (48)" (60)" (72)"				
		3660	36" x 60"		36" (72)"				
<b>OLDCASTLE POLYMER</b>	<b>POLYMER BODY w/ POLYMER LID</b>	910	9" Dia	Round	Flared	10"	15,000 / 22,500	Tier 15 / Tier 22	
		1118	11" x 18"	Rectangle	Straight	12" 18" (24)"			
		1212	12" x 12"	Square		12" 18" (24)" (36)"			
		1324	13" x 24"	Rectangle		12" 15" 18" (24)" (30)"			
		1730	17" x 30"			12" 18" 24" 30" (36)"			
		2424	24" x 24"	Square		24" 36" (48)" (60)"			
		2436	24" x 36"	Rectangle		18" 24" 36" (42)"			
		3048	30" x 48"			18" 24" 36" (42)" (48)"			
		3060	30" x 60"			24" 30" 36" (48)"			
		3636	36" x 36"			Square			36" 48" (72)" (84)" (96)"
		4848	48" x 48"	Square		36" 48" (72)" (84)" (96)"			

KEY: Extension Unit (Stacked Body Unit)

\*Models can be increased by 6" to desired height.



# Lid Markings and Materials



## STANDARD MARKINGS

Lids are available with standard markings:

Blank/No Mark

Electric

Ground

Street Lighting

Traffic Signal

Fiber Optic



## MARKING PLATE

4" x 8" Plate

Standard markings include two lines of one inch text with a max of thirteen characters per line.

Custom markings are available.

Contact Customer Service for detailed information.


## HDPE



## CONCRETE



## COMPOSITE



## POLYMER



## STEEL

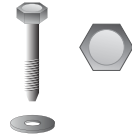


# Security, Hardware and Accessories

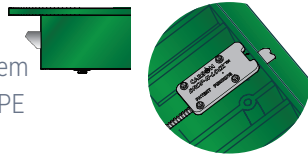
Enclosures come equipped with standard lid fastening hardware (varies per box type). Standard assembly is shown below.




**🔒** STANDARD HEX HEAD:  
3/8 - 1/2 Stainless Steel Hex Head Bolt with Washer



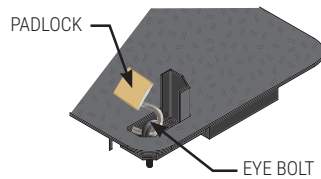
**🔒🔒** DROP-N-LOCK™:  
Automatic locking system (available on select HDPE covers only)



**🔒🔒** STANDARD PENTA HEAD:  
3/8 - 1/2 Stainless Penta Head Bolt with Washer



**🔒🔒🔒** PADLOCK & EYE:  
Eye bolt and padlock (available on steel covers only)



**🔒🔒🔒** VANDAL PROOF:  
Oldcastle Enclosures Vandal Proof bolt with specialty key.



- A. Rack Mount
- B. Cable Racks/ Cable Arms
- C. Unistrut
- D. Pulling Eye - 1,000 lb. and 3,000 lb
- E. Electronic Marker
- F. Ground Buss
- G. Mouseholes / Circular Holes
- H. Dividers
- I. Lifting Tool
- J. Solid Bottom (not shown)  
(Oldcastle Polymer)
- K. Gaskets (not shown)
- L. Spanner Screwdriver



Security Level	Typical Tool
🔒 Low	Fingers, Car Key, Pen Knife
🔒🔒 Medium	Screwdriver, Hammer, Hacksaw, Pliers
🔒🔒🔒 High	Power Tools, Crowbar, Wedge, Hammer
🔒🔒🔒🔒 Extreme	Sledge Hammer, Disc Grinder, Bolt Cutter

# Accessories

RATING	PART #	DESC 1	DESC 2	FOR USE WITH	DESIGN LOAD (LB)	QUICK SHIP
<b>Oldcastle Polymer Accessories</b>						
-	MN20100	Divider, UHMW, for PC1324-12 11-11/16" x 8"	PC132412 Divider UHMW	Oldcastle Polymer 1324	-	
-	MN20101	Divider Kit, UHMW, for PC1324-12 11-11/16" x 8"	PC132412 Divider UHMW		-	
-	MN20105	Divider, UHMW, for PC1324-18 11-11/16" x 14"	PC132418 Divider UHMW		-	
-	MN20106	Divider Kit, UHMW, for PC1324-18 11-11/16" x 14"	PC132418 Divider UHMW		-	
-	MN20110	Divider, UHMW, for PC1324-24 11-11/16" x 20"	PC132424 Divider UHMW		-	
-	MN20111	Divider Kit, UHMW, for PC1324-24 11-11/16" x 20"	PC132424 Divider UHMW		-	
-	MN20115	Divider, UHMW, for PC1324-36 11-11/16" x 32"	PC132436 Divider UHMW	Oldcastle Polymer 1730	-	
-	MN20116	Divider Kit, UHMW, for PC1324-36 11-11/16" x 32"	PC132436 Divider UHMW		-	
-	MN20120	Divider, UHMW, for PC1730-12 15 1/2" x 8"	PC173012 Divider UHMW		-	
-	MN20121	Divider Kit, UHMW, for PC1730-12 15 1/2" x 8"	PC173012 Divider UHMW		-	
-	MN20125	Divider, UHMW, for PC1730-18 15 1/2" x 14"	PC173018 Divider UHMW		-	
-	MN20126	Divider Kit, UHMW, for PC1730-18 15 1/2" x 14"	PC173018 Divider UHMW		-	
-	MN20130	Divider, UHMW, for PC1730-24 15 1/2" x 20"	PC173024 Divider UHMW	Oldcastle Polymer 2436	-	
-	MN20131	Divider Kit, UHMW, for PC1730-24 15 1/2" x 20"	PC173024 Divider UHMW		-	
-	MN20135	Divider, UHMW, for PC1730-36 15 1/2" x 32"	PC173036 Divider UHMW		-	
-	MN20136	Divider Kit, UHMW, for PC1730-36 15 1/2" x 32"	PC173036 Divider UHMW		-	
-	MN20140	Divider, UHMW, for PC2436-18 21 3/4" x 14"	PC243618 Divider UHMW		-	
-	MN20141	Divider Kit, UHMW, for PC2436-18 21 3/4" x 14"	PC243618 Divider UHMW		-	
-	MN20145	Divider, UHMW, for PC2436-24 21 3/4" x 20"	PC243624 Divider UHMW	Oldcastle Polymer 3048	-	
-	MN20146	Divider Kit, UHMW, for PC2436-24 21 3/4" x 20"	PC243624 Divider UHMW		-	
-	MN20150	Divider, UHMW, for PC2436-36 21 3/4" x 32"	PC243636 Divider UHMW		-	
-	MN20151	Divider Kit, UHMW, for PC2436-36 21 3/4" x 32"	PC243636 Divider UHMW		-	
-	MN20155	Divider, UHMW, for PC3048-18 27 1/4" x 14"	PC304818 Divider UHMW		-	
-	MN20156	Divider Kit, UHMW, for PC3048-18 27 1/4" x 14"	PC304818 Divider UHMW		-	
-	MN20160	Divider, UHMW, for PC3048-24 27 1/4" x 20"	PC304824 Divider UHMW	Oldcastle Polymer 2424	-	
-	MN20161	Divider Kit, UHMW, for PC3048-24 27 1/4" x 20"	PC304824 Divider UHMW		-	
-	MN20165	Divider, UHMW, for PC3048-36 27 1/4" x 32"	PC304836 Divider UHMW		-	
-	MN20166	Divider Kit, UHMW, for PC3048-36 27 1/4" x 32"	PC304836 Divider UHMW		-	
-	MN20190	Divider, UHMW, for PC2424-24 23 5/8" x 20"	PC242424 Divider UHMW		-	
-	MN20191	Divider Kit, UHMW, for PC2424-24 23 5/8" x 20"	PC242424 Divider UHMW		-	
-	MN20195	Divider, UHMW, for PC2424-36 23 5/8" x 32"	PC242436 Divider UHMW	Oldcastle Polymer 3636	-	
-	MN20196	Divider Kit, UHMW, for PC2424-36 23 5/8" x 32"	PC242436 Divider UHMW		-	
-	MN20170	Divider, UHMW, for PC3636-36 35 3/4" x 32"	PC363636 Divider UHMW		-	
-	MN20171	Divider Kit, UHMW, for PC3636-36 35 3/4" x 32"	PC363636 Divider UHMW		-	
-	MN20175	Divider, UHMW, for PC3636-48 35 3/4" x 44"	PC363648 Divider UHMW		-	
-	MN20176	Divider Kit, UHMW, for PC3636-48 35 3/4" x 44"	PC363648 Divider UHMW		-	
-	MN20180	Divider, UHMW, for PC4848-36 49 3/4" x 32"	PC484836 Divider UHMW	Oldcastle Polymer 4848	-	
-	MN20181	Divider Kit, UHMW, for PC4848-36 49 3/4" x 32"	PC484836 Divider UHMW		-	
-	MN20185	Divider, UHMW, for PC4848-48 49 3/4" x 44"	PC484848 Divider UHMW		-	
-	MN20186	Divider Kit, UHMW, for PC4848-48 49 3/4" x 44"	PC484848 Divider UHMW		-	

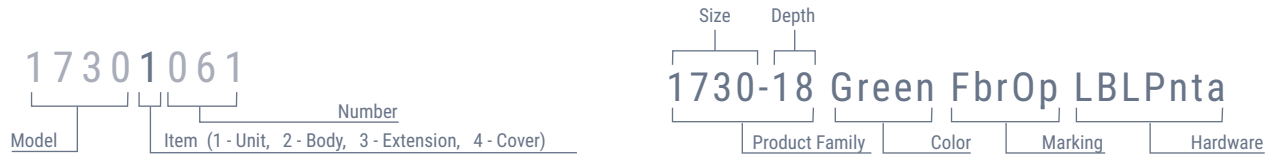


# Hardware and Options

RATING	PART #	DESC 1	DESC 2	COLOR	FOR USE WITH	DESIGN LOAD (LB)	QUICK SHIP
<b>Enclosure Tools</b>							
-	3005065	Hook, Universal Lifting, 36"	Hook	-	-	-	
-	30005075	Universal lifting Hook 18"	Galvanized	-	-	-	
-	30005148	Bit, Spanner, Drilled, Hex, #10 Screw Size 1/4" x 1"	-	-	-	-	
<b>Carson Secondary Options</b>							
-	-	Mouse Hole	Polymer Concrete	-	-	-	
-	-	Mouse Hole	HDPE	-	-	-	
-	-	Knockouts	-	-	-	-	
-	-	Conduit Hole	-	-	-	-	
-	-	Dividers	-	-	-	-	
<b>Carson Hardware</b>							
-	80002006	1x HBlt+ Wsh+ Rcfnt+ Clip	3/8"x2.5SSTCapt1220/1419 XX-50	-	1015, 1220, 1419, 1324, 1703	-	
-	80002008	1x HBlt+Wsh+ Rcfnt+Spring	3/8"-16 x 2.5 Capt 0910 Only	-	0910	-	
-	80002025	2x Hexbolt + 2x Wash SST	Hex 1/2" 13 x 2-1/2"	-	1324, 1730	-	
-	80002007	1x LgPnta+ Wsh+ Rcfnt+Clip	3/8" x 2.5 SST Cap 1220/1419	-	1015, 1220, 1419	-	
<b>Duralite Hardware</b>							
-	80002071	2x Hexbolt + 2x Washer SST + 2 Floating Sq. Nuts	Hex Auger Thread 1/2"- 6 x 2-1/2"	-	1015,1118,13424,1730	-	
-	80002072	2x Pentabolt + 2x Washer SST + 2 Floating Sq. Nuts	Penta Auger Thread 1/2"- 6 x 2-1/2"	-	1015,1118,13424,1730	-	
-	80002073	2x Hexbolt + 2x Washer SST + 2 Floating Sq. Nuts	Hex 1/2"- 13 x 2-1/2"	-	1015,1118,13424,1730	-	
-	80002074	2x Pentabolt + 2x Washer SST + 2 Floating Sq. Nuts	Penta 1/2"- 13 x 2-1/2"	-	1015,1118,13424,1730	-	
-	80002075	2x Hexbolt + 2x Washer SST + 2 Floating Sq. Nuts	Hex 3/8"-16 x 2-1/2"	-	1015,1118,13424,1730	-	
-	80002076	2x Pentabolt + 2x Washer SST + 2 Floating Sq. Nuts	Penta 3/8"- 16 x 2-1/2"	-	1015,1118,13424,1730	-	
-	80002079	4x Hexbolt + 4x Washer SST	Hex 1/2"-13 x 3-1/2"	-	2436	-	
-	HMS-710	Socket Penta, 1/2" drive	-	-	-	-	
-	HMS-720	Socket 7/8" Penta, 3/4" Hex, 1/2" Drive	-	-	-	-	
<b>Oldcastle FRP Hardware</b>							
-	80002033	Bolt Kit, Oldcastle FRP, Hex Bolt, Washer, Nut ( Set of 2)	Stainless Steel, 1/2" 13 x 2-1/2"	-	1118, 1324, 1419, 1730	-	
-	80002025	Bolt Kit, Oldcastle FRP, Hex Bolt, Washer, Nut ( Set of 2)	Stainless Steel, 1/2" 13 x 2-1/2"	-	1118, 1324, 1419, 1730	-	
-	80002034	Bolt Kit, Oldcastle FRP, Penta Bolt, Washer, Nut ( Set of 2)	Stainless Steel, 1/2" 13 x 2-1/2"	-	1118, 1324, 1419, 1730	-	
-	80002026	Bolt Kit, Oldcastle FRP, Penta Bolt, Washer, Nut ( Set of 2)	Stainless Steel, 1/2" 13 x 2-1/2"	-	1118, 1324, 1419, 1730	-	
-	80002029	Bolt Kit, Oldcastle FRP, Hex Bolt, Washer, Nut ( Set of 2)	Stainless Steel, 1/2" 13 x 3-1/2"	-	2424, 2436, 2448, 3048, 3060, 3636, 3660, 4848, 4860, 4872, 4896, Rounds	-	
-	80002030	Bolt Kit, Oldcastle FRP, Penta Bolt, Washer, Nut ( Set of 2)	Stainless Steel, 1/2" 13 x 3-1/2"	-	2424, 2436, 2448, 3048, 3060, 3636, 3660, 4848, 4860, 4872, 4896, Rounds	-	
<b>Oldcastle Polymer Hardware</b>							
-	80002005	Hex Bolt + Washer SST	1/3 13 x 2-1/2"	-	910	-	
-	80002025	2x Hexbolt + 2x Washer SST	Hex 1/2" 13 x 2-1/2"	-	1324, 1730, 2424	-	
-	80002052	2x Hexbolt + 2x Washer SST	Hex 1/2" 13 x 1-1/4"	-	1118, 1212	-	
-	80002033	2x Hexbolt + 2x Washer SST	Hex 1/2" 13 x 2-1/2"	-	1118, 1324, 1730	-	
-	80002029	2x Hexbolt + 2x Washer SST	Hex 1/2" 13 x 3-1/2"	-	2436, 3048, 3060	-	
-	80002080	4x Hexbolt + 4x Washer SST	Hex 1/2" 13 x 3-1/2"	-	3060, 3636, 4848	-	
-	80002054	2x LgPnta + 2x Washer SST	Penta 1/2" 13 x 1-1/4"	-	1118, 1212	-	
-	80002034	2x LgPnta + 2x Washer SST	Penta 1/2" 13 x 2-1/2"	-	1118, 1324, 1730	-	
-	80002030	2x LgPnta + 2x Washer SST	Penta 1/2" 13 x 3-1/2"	-	2436, 3048, 3060	-	
-	80002081	4x Pentabolt + 4x Washer SST	Penta 1/2" 13 x 3-1/2"	-	3060, 3636, 4848	-	

# Understanding Our Product Catalog

## CARSON PRODUCTS: SKU FORMAT AND DESCRIPTION FORMAT



## OLDCASTLE POLYMER : DESCRIPTION FORMAT



## CARSON ABBREVIATIONS


ABBREVIATION	DESCRIPTION	REFERS TO:	ABBREVIATION	DESCRIPTION	REFERS TO:
HP	HDPE Body Polymer Ring & Cover	Product Material	CHBlt	Captive Hex Bolt	Hardware Type
HPC	Plastic Body Polymer Concrete Cover		CLPnta	Captive Large Penta Bolt	
HLPC	Plastic Body Light Weight Polymer Concrete Cover		Cpnta	Captive Penta Bolt	
PC	Polymer Concrete		Dlock	Dallas Lock	
PPC	Polymer Concrete Body Polymer Concrete Cover		Flick	Fargo Lock	
PSC	Polymer Concrete Body Steel Cover	FtnNut	Floating Nut	Cover Type/Options	
Blk	Black	HBlt	Hex Bolt		
Blk-Grn	Black Body Green Cover	Hnut	Hex Nut		
Grn	Green	Bnut	Brass Nut		
Gry	Gray	LBlt	L Bolt		
Pur	Purple	Lpnta	Large Penta Bolt		
Tan	Tan	Cl T Cover	Cast Iron T Cover		
Blank	Blank	Cast Iron Rdr	Cast Iron Reader		
Elec	Electric	Fish Cvr	Flush Cover		
ICV	Irrigation Control Valve	Plastic Rdr	Plastic Reader		
Swr	Sewer	Plt Mkr	Plate Marker		
Wtr	Water	Rnd Plt	Round Plate		
Wtr Mtr	Water Meter	T Cov	T Cover		
RW	Reclaimed Water	EMS	E Marker		
RWDND ES	Reclaimed Water Do Not Drink English & Spanish	TRH	Touch Read Hole		
		Mshl	Mouse Hole		

## OLDCASTLE POLYMER ABBREVIATIONS


ABBREVIATION	DESCRIPTION	REFERS TO:
D	Drop In Lid	Lids
T	Bolt Down Lid	
FW	Flared Wall Body	Bodies
SW	Straight Wall Body	

# CARSON® 0708

HDPE - 6" Diameter



Snap-On



Twist-On  
Accommodates  
Optional Bolt Down



LIGHT DUTY  
PEDESTRIAN / GREENBELT

RATING	PART #	DESC 1	DESC 2	COLOR	DEPTH	ITEM WEIGHT	PALLET QTY	DESIGN LOAD (LB)	QUICK SHIP
<b>Body - 0708 TrussT features removable bolt provision</b>									
Ped	07082101	708-09 Body Black	2MsHI	Black	9"	1.0	540	300 (PSF)	
Ped	07082105	708-09 Body Green	2MsHI	Green	9"	1.0	540	300 (PSF)	
<b>Lid - 0708 TrussT Twist-On Style (accommodates optional bolt)</b>									
Ped	07084125	708 T Cover Green "NO MARK "	TWL 000	Green	-	0.2	600	300 (PSF)	
Ped	07084129	708 T Cover Green "ELECTRIC "	TWL 011	Green	-	0.2	600	300 (PSF)	
<b>Lid - 0708 TrussT Snap-On Style</b>									
Ped	07084145	708 T Cover Green "NO MARK "	SNP 000	Green	-	0.2	600	300 (PSF)	
Ped	07084149	708 T Cover Green "ELECTRIC "	SNP 011	Green	-	0.2	600	300 (PSF)	
<b>Unit - 0708 TrussT with TWIST-ON LID (accommodates optional bolt)</b>									
Ped	07081105	708-09 Unit Black/Green "NO MARK"	2MsHI TWL 000	Blk-Grn	9"	1.2	540	300 (PSF)	
Ped	07081110	708-09 Unit Green "NO MARK"	2MsHI TWL 000	Green	9"	1.2	540	300 (PSF)	
Ped	07081111	708-09 Unit Black/Green "ELECTRIC"	2MsHI TWL 011	Blk-Grn	9"	1.2	540	300 (PSF)	
<b>Unit - 0708 TrussT with SNAP-ON LID</b>									
Ped	07081135	708-09 Unit Black/Green "NO MARK"	2MsHI SNP 000	Blk-Grn	9"	1.2	540	300 (PSF)	
Ped	07081140	708-09 Unit Green "NO MARK"	2MsHI SNP 000	Green	9"	1.2	540	300 (PSF)	
Ped	07081141	708-09 Unit Black/Green "ELECTRIC"	2MsHI SNP 011	Blk-Grn	9"	1.2	540	300 (PSF)	

# CARSON® 0809

HDPE - 7" Diameter



LIGHT DUTY  
PEDESTRIAN / GREENBELT

RATING	PART #	DESC 1	DESC 2	COLOR	DEPTH	ITEM WEIGHT	PALLET QTY	DESIGN LOAD (LB)	QUICK SHIP
<b>Body - 0809</b>									
Ped	08092001	809-09 Body Green 2 MsHI	-	Green	9"	2.1	288	300 (PSF)	
<b>Lid - 0809</b>									
Ped	08094003	809 T Cover Green Blank	-	Green	-	0.5	600	300 (PSF)	
Ped	08094007	809 T Cover Green Elec	-	Green	-	0.5	600	300 (PSF)	
<b>Unit - 0809</b>									
Ped	08091003	809-09 Green Blank	2 MsHI T Cover	Green	9"	2.6	288	300 (PSF)	
Ped	08091006	809-09 Green Elec	2 MsHI T Cover	Green	9"	2.6	288	300 (PSF)	



# CARSON® 0910

HDPE - 10" Diameter

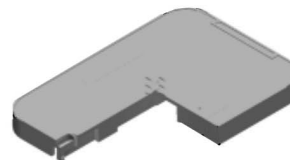


LIGHT DUTY  
PEDESTRIAN / GREENBELT

RATING	PART #	DESC 1	DESC 2	COLOR	DEPTH	ITEM WEIGHT	PALLET QTY	DESIGN LOAD (LB)	QUICK SHIP
<b>Body - 0910</b>									
Ped	09102001	910-10 Body Green 0 MsHI	-	Green	10"	2.7	99	300 (PSF)	
Ped	09102002	910-10 Body Black 0 MsHI	-	Black	10"	2.7	99	300 (PSF)	
Ped	09102005	910-10 Body Gray 0 MsHI	-	Gray	10"	2.7	99	300 (PSF)	
Ped	09102014	910-10 Body Tan 0 MsHI	-	Tan	10"	2.7	99	300 (PSF)	
Ped	09102017	910-10 Body Tan 2 MsHI	-	Tan	10"	2.7	99	300 (PSF)	
Ped	09102018	910-18 Body Black 0 MsHI	-	Black	18"	5.1	99	300 (PSF)	
<b>Lid - 0910</b>									
Ped	09104005	910 T Cover Green Elec	-	Green	-	1.2	250	300 (PSF)	
Ped	09104007	910 T Cover Green Blank	-	Green	-	1.2	250	300 (PSF)	
Ped	09104026	910 Flsh Cover Green Blank	-	Green	-	1.0	250	300 (PSF)	
<b>Unit - 0910</b>									
Ped	09101012	910-10 Green Elec HBlt	0 MsHI T Cover	Green	10"	3.9	99	300 (PSF)	
Ped	09101015	910-10 Green Blank HBlt	0 MsHI T Cover	Green	10"	3.9	99	300 (PSF)	
Ped	09101016	910-10 Green Elec LPnta	0 MsHI T Cover	Green	10"	3.9	99	300 (PSF)	
Ped	09101017	910-10 Black Elec HBlt	0 MsHI T Cover	Black	10"	3.9	99	300 (PSF)	
Ped	09101022	910-10 Gray Elec HBlt	0 MsHI T Cover	Gray	10"	3.9	99	300 (PSF)	
Ped	09101150	910-10 Green Ground HBlt	0 MsHI T Cover	Green	10"	3.9	99	300 (PSF)	
Ped	09101166	910-10 Green_'FIBER OPTICS'_LPnta	0 MsHI T Cover_457	Green	10"	3.9	99	300 (PSF)	
Ped	09101159	910-10 Gray_'FIBER OPTICS'	2 MsHI T Cover_457	Gray	10"	3.9	99	300 (PSF)	

# CARSON® 1220

HDPE - 12" x 20"



LIGHT DUTY  
PEDESTRIAN / GREENBELT


RATING	PART #	DESC 1	DESC 2	COLOR	DEPTH	ITEM WEIGHT	PALLET QTY	DESIGN LOAD (LB)	QUICK SHIP
<b>Body - 1220</b>									
Ped	12202007	1220-12 Body Black 0 MsHI	-	Black	12"	9.3	48	300 (PSF)	
<b>Extension - 1220</b>									
Ped	12203001	1220-6 Ext Green	-	Green	6"	6.5	32	300 (PSF)	
Ped	12203002	1220-6 Ext Black	-	Black	6"	6.5	32	300 (PSF)	
Ped	12203003	1220-6 Ext Tan	-	Tan	6"	6.5	32	300 (PSF)	
<b>Lid - 1220</b>									
Ped	12204018	1220 T Cover Green Elec	-	Green	-	4.7	150	300 (PSF)	
<b>Unit - 1220</b>									
Ped	12201010	1220-12 Green Elec LPnta	0 MsHI Flsh Cover	Green	12"	15.0	48	300 (PSF)	
Ped	12201012	1220-12 Gray Elec HBlt	0 MsHI T Cover	Gray	12"	15.0	48	300 (PSF)	
Ped	12201027	1220-12 Black Elec HBlt	0 MsHI T Cover	Black	12"	15.0	48	300 (PSF)	
Ped	12201036	1220-12 Green Elec HBlt	0 MsHI T Cover	Green	12"	15.0	48	300 (PSF)	
Ped	12201195	1220-12 Green Elec Pedestal	0 MsHI Fargo Lock CLPnta	Green	12"	19.5	16	300 (PSF)	

# CARSON® 1419

HDPE - 14" x 19"



LIGHT DUTY  
PEDESTRIAN / GREENBELT



RATING	PART #	DESC 1	DESC 2	COLOR	DEPTH	ITEM WEIGHT	PALLET QTY	DESIGN LOAD (LB)	QUICK SHIP
<b>Body - 1419</b>									
Ped	14192002	1419-12 Body Green 0 MsHI	-	Green	12"	7.0	78	300 (PSF)	
Ped	14192003	1419-12 Body Gray 0 MsHI	-	Gray	12"	7.0	78	300 (PSF)	
<b>Extension - 1419</b>									
Ped	14193001	1419-6 Ext Green	-	Green	6"	4.0	54	300 (PSF)	
Ped	14193002	1419-6 Ext Black	-	Black	6"	4.0	54	300 (PSF)	
<b>Lid - 1419</b>									
Ped	14194004	1419 T Cover Green Elec	-	Green	-	2.7	200	300 (PSF)	
Ped	14194005	1419 T Cover Green Blank	-	Green	-	2.7	200	300 (PSF)	
<b>Unit - 1419</b>									
Ped	14191011	1419-12 Green Elec HBlt	0 MsHI T Cover	Green	12"	9.7	78	300 (PSF)	
Ped	14191012	1419-12 Green Elec LPnta	0 MsHI T Cover	Green	12"	9.7	78	300 (PSF)	
Ped	14191013	1419-12 Green Elec CLPnta	0 MsHI TCvr E Marker	Green	12"	9.7	78	300 (PSF)	
Ped	14191016	1419-12 Black Elec HBlt	0 MsHI T Cover	Black	12"	9.7	78	300 (PSF)	
Ped	14191017	1419-12 Gray Elec HBlt	0 MsHI T Cover	Gray	12"	9.7	78	300 (PSF)	
Ped	14191018	1419-12 Green Elec HBlt	0 MsHI Flsh Cover	Green	12"	9.7	78	300 (PSF)	
Ped	14191086	1419-12 Green St Lgtg HBlt	0 MsHI T Cover	Green	12"	9.7	78	300 (PSF)	
Ped	14191105	1419-12 Gray Traff Sg HBlt	0 MsHI T Cover	Gray	12"	9.7	78	300 (PSF)	
Ped	14191262	1419-12 Green_'FIBER OPTICS'_HBlt	0 MsHI T Cover_457	Green	12"	9.7	78	300 (PSF)	
Ped	14191399	1419-12 Gray Elec SPnta	0 MsHI T Cover	Gray	12"	9.7	78	300 (PSF)	

# CARSON® 1324

HDPE - 13" x 24"




LIGHT DUTY  
PEDESTRIAN / GREENBELT



RATING	PART #	DESC 1	DESC 2	COLOR	DEPTH	ITEM WEIGHT	PALLET QTY	DESIGN LOAD (LB)	QUICK SHIP
<b>Body - 1324</b>									
Ped	13242001	1324-12 Body Green 0 MsHI	-	Green	12"	14.5	16	300 (PSF)	
Ped	13242019	1324-12 Body Black 0 MsHI	-	Black	12"	14.5	16	300 (PSF)	
Ped	13242002	1324-15 Body Green 0 MsHI	-	Green	15"	16.8	16	300 (PSF)	
Ped	13242004	1324-15 Body Black 0 MsHI	-	Black	15"	16.8	16	300 (PSF)	
<b>Lid - 1324</b>									
Ped	13244002	1324 Flsh Cover Green Elec	-	Green	-	6.0	100	300 (PSF)	
Ped	13244074	1324 T Cover Green Elec	2x Capt Prov RUS Compliant	Green	-	6.4	100	300 (PSF)	
<b>Unit - 1324</b>									
Ped	13241076	1324-12 Gray Elec LPnta	0 MsHI Flsh Cover	Gray	12"	20.4	16	300 (PSF)	
Ped	13241147	1324-12 Gray Elec HBlt	0 MsHI Flsh Cover	Gray	12"	20.4	16	300 (PSF)	
Ped	13241009	1324-15 Green Elec HBlt	0 MsHI Flsh Cover	Green	15"	23.1	16	300 (PSF)	
Ped	13241010	1324-15 Green Elec LBLPnta	0 MsHI T Cover	Green	15"	23.1	16	300 (PSF)	
Ped	13241011	1324-15 Green Elec LPnta	0 MsHI Flsh Cover	Green	15"	23.1	16	300 (PSF)	
Ped	13241012	1324-15 Green Elec CLPnta	0 MsHI FCvr EMS	Green	15"	23.1	16	300 (PSF)	
Ped	13241015	1324-15 Green Elec LBlit	0 MsHI Flsh Cover	Green	15"	23.1	16	300 (PSF)	
Ped	13241020	1324-15 ABS Gray Elec LPnta	0 MsHI FCvr	Gray	15"	23.1	16	300 (PSF)	
Ped	13241050	1324-15 Green Elec Lpnta	0 MsHI T Cover RUS	Green	15"	23.1	16	300 (PSF)	
Ped	13241055	1324-15 Green_'FIBER OPTICS'_LBLPnta	0 MsHI T Cover_457	Green	15"	23.1	16	300 (PSF)	
Ped	13241196	1324-15 Gray Elec LBLPnta	0 MsHI T Cover	Gray	15"	23.1	16	300 (PSF)	

# CARSON® 1520

HDPE - 15" x 20"




LIGHT DUTY  
PEDESTRIAN / GREENBELT

RATING	PART #	DESC 1	DESC 2	COLOR	DEPTH	ITEM WEIGHT	PALLET QTY	DESIGN LOAD (LB)	QUICK SHIP
<b>Body - 1520</b>									
Ped	15202002	1520-18 Body Black 2 MsHI	-	Black	18"	11.7	44	300 (PSF)	
Ped	15202038	1520-18 Body Black 0 MsHI	1x EzLck Clip	Black	18"	11.7	44	300 (PSF)	
<b>Extension - 1520</b>									
Ped	15203001	1520-6 Ext Black	-	Black	6"	4.0	42	300 (PSF)	
<b>Lid - 1520</b>									
Ped	15204013	1520 T Cover Green Elec	-	Green	-	3.0	200	300 (PSF)	
<b>Unit - 1520</b>									
Ped	15201007	1520-18 Blk-Grn Elec	0 MsHI EzLck T Cover	Blk-Grn	18"	14.8	44	300 (PSF)	
Ped	15201039	1520-18 Green Elec HBlt	2 MsHI T Cover	Green	18"	14.8	44	300 (PSF)	

# CARSON® 1730

HDPE - 17" x 30"

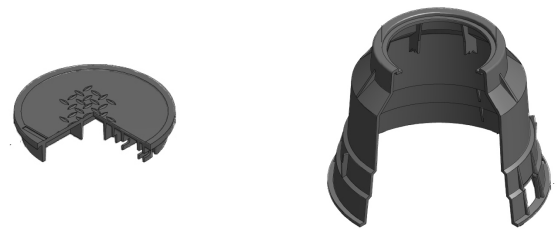


LIGHT DUTY  
PEDESTRIAN / GREENBELT

RATING	PART #	DESC 1	DESC 2	COLOR	DEPTH	ITEM WEIGHT	PALLET QTY	DESIGN LOAD (LB)	QUICK SHIP
<b>Body - 1730</b>									
Ped	17302001	1730-12 Body Green 0 MsHI	-	Green	12"	19.0	16	300 (PSF)	
Ped	17302014	1730-12 Body Black 0 MsHI	-	Black	12"	19.0	16	300 (PSF)	
Ped	17302002	1730-15 Body Green 0 MsHI	-	Green	15"	24.0	16	300 (PSF)	
Ped	17302015	1730-15 Body Black 0 MsHI	-	Black	15"	24.0	16	300 (PSF)	
Ped	17302004	1730-18 Body Green 0 MsHI	-	Green	18"	26.9	16	300 (PSF)	
Ped	17302013	1730-18 Body Black 0 MsHI	-	Black	18"	26.9	16	300 (PSF)	
Ped	17302053	1730-24 Body Black 0 MsHI	4x Loc-Kit Clip	Black	24"	51.6	6	300 (PSF)	
<b>Lid - 1730</b>									
Ped	17304008	1730 Flsh Cover Green Blank	-	Green	-	10.5	60	300 (PSF)	
Ped	17304030	1730 T Cover Green Elec	-	Green	-	11.3	60	300 (PSF)	
<b>Unit - 1730</b>									
Ped	17301007	1730-15 Green Elec HBlt	0 MsHI Flsh Cover	Green	15"	34.4	16	300 (PSF)	
Ped	17301111	1730-15 Green Blank LBlt	0 MsHI T Cover	Green	15"	34.4	16	300 (PSF)	
Ped	17301017	1730-18 Green Elec HBlt	0 MsHI Flsh Cover	Green	18"	37.3	16	300 (PSF)	
Ped	17301018	1730-18 Green Elec LPnta	0 MsHI TCvr 3/8 in. TRH	Green	18"	37.3	16	300 (PSF)	
Ped	17301019	1730-18 Green Elec LBLPnta	0 MsHI T Cover	Green	18"	37.3	16	300 (PSF)	
Ped	17301020	1730-18 Green Elec LPnta	0 MsHI Flsh Cover	Green	18"	37.3	16	300 (PSF)	
Ped	17301061	1730-18 Green_'FIBER OPTICS'_ LBLPnta	0 MsHI T Cover_457	Green	18"	37.3	16	300 (PSF)	
Ped	17301086	1730-18 Gray Elec LBLPnta	0 MsHI Flsh Cover	Gray	18"	37.3	16	300 (PSF)	
Ped	17301087	1730-18 Gray Elec HBlt	0 MsHI Flsh Cover	Gray	18"	37.3	16	300 (PSF)	
Ped	17301185	1730-24 Blk-Grn_'FIBER OPTICS'	4x EzLck T Cover_457	Blk-Grn	18"	37.3	16	300 (PSF)	
Ped	17301229	1730-18 Black Elec HBlt	0 MsHI T Cover	Black	18"	37.3	16	300 (PSF)	
Ped	17301235	1730-24 Blk-Grn Blank	4x EzLck T Cover	Blk-Grn	24"	64.3	6	300 (PSF)	
Ped	17301237	1730-24 Blk-Grn Elec	2x EzLck T Cover	Blk-Grn	24"	64.3	6	300 (PSF)	
Ped	17301279	1730-24 Blk-Grn Blank HBlt	4x TCvr EMS	Blk-Grn	24"	64.3	6	300 (PSF)	

# CARSON® 2200

HDPE - 12" Diameter

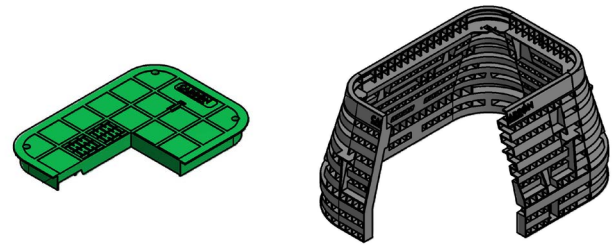


LIGHT DUTY  
PEDESTRIAN / GREENBELT

RATING	PART #	DESC 1	DESC 2	COLOR	DEPTH	ITEM WEIGHT	PALLET QTY	DESIGN LOAD (LB)	QUICK SHIP
<b>Body - 2200 Round</b>									
Ped	22002001	2200-18 Body Black 2 MsHI	-	Black	18"	13.0	56	300 (PSF)	
<b>Extension - 2200 Round</b>									
Ped	22003001	2200-6 Ext Black	-	Black	6"	5.0	180	300 (PSF)	
<b>Lid - 2200 Round</b>									
Ped	22004002	2200 Flsh Cover Black Blank	Dallas Lock	Black	-	3.0	180	300 (PSF)	
<b>Unit - 2200 Round</b>									
Ped	22001001	2200-18 Black Blank	2 MsHI Flsh Cover	Black	18"	17.0	56	300 (PSF)	
Ped	22001002	2200-18 Black Blank	2 MsHI FCvr Dallas Lock	Black	18"	17.0	56	300 (PSF)	

# CARSON® 2436

HDPE - 24" x 36"




LIGHT DUTY  
PEDESTRIAN / GREENBELT

RATING	PART #	DESC 1	DESC 2	COLOR	DEPTH	ITEM WEIGHT	PALLET QTY	DESIGN LOAD (LB)	QUICK SHIP
<b>Body - 2436</b>									
Ped	24362001	2436-18 Body Gray	2x 3/8 in. Fltg Nut	Gray	18"	57.8	5	300 (PSF)	
Ped	24362002	2436-24 Body Gray	2x 3/8 in. Fltg Nut	Gray	24"	62.2	4	300 (PSF)	
Ped	24362010	2436-36 HP Body Gray	2x 1/2 in. Fltg Nut	Gray	36"	95.8	2	300 (PSF)	
<b>Lid - 2436</b>									
Ped	24364053	2436 T Cover Green Elec	4x Bolt Hole	Green	-	18.9	26	300 (PSF)	
Ped	24364087	2436 T Cover Gray Blank	4x Bolt Hole	Gray	-	18.9	26	300 (PSF)	
Ped	24364111	2436 T Cover Gray Elec	4x Bolt Hole	Gray	-	18.9	26	300 (PSF)	
<b>Unit - 2436</b>									
Ped	24361283	2436-18 Gray Electric HBlt	4x3/8 in T Cover	Gray	18"	66.5	5	300 (PSF)	
Ped	24361285	2436-18 Gray Blank HBlt	4x 3/8 in. T Cover	Gray	18"	66.5	5	300 (PSF)	
Ped	24361073	2436-24 Blk-Grn Blank	4x EzLck T Cover	Blk-Grn	24"	82.5	4	300 (PSF)	
Ped	24361180	2436-24 Blk-Grn Blank	6x EzLck TCvr 2pc Plug	Blk-Grn	24"	82.5	4	300 (PSF)	
Ped	24361188	2436-36 Gray Blank HBlt	4x 3/8 in. T Cover	Gray	36"	114.1	2	300 (PSF)	

# CARSON® 3636

HDPE - 36" x 36"

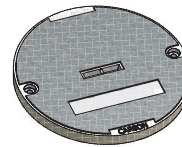


LIGHT DUTY  
PEDESTRIAN / GREENBELT

RATING	PART #	DESC 1	DESC 2	COLOR	DEPTH	ITEM WEIGHT	PALLET QTY	DESIGN LOAD (LB)	QUICK SHIP
<b>Body - 3636</b>									
Ped	36362003	3636-30 Body Gray	2x 3/8 in. Fltg Nut	Gray	30"	103.0	3	300 (PSF)	
Ped	36362004	3636-36 Body Gray	2x 3/8 in. Fltg Nut	Gray	36"	113.0	3	300 (PSF)	
<b>Lid - 3636</b>									
Ped	36364024	3636 T Cover Gray Blank	4x Bolt Hole	Gray	-	37.0	25	300 (PSF)	
Ped	36364032	3636 T Cover Green Blank	4x Bolt Hole	Green	-	37.0	25	300 (PSF)	
<b>Unit - 3636</b>									
Ped	36361029	3636-18 Green Elec LPnta	2x 3/8 in. FCvr 3/8 in. HI	Gray	18"	97.0	4	300 (PSF)	
Ped	36361062	3636-18 Gray Blank HBlt	4x 3/8 in. T Cover	Gray	18"	97.0	4	300 (PSF)	
Ped	36361040	3636-36 Gray Blank HBlt	4x 3/8 in. T Cover	Gray	36"	150.0	3	300 (PSF)	

# CARSON® 0018

HDPE - 18" Diameter



MEDIUM DUTY  
ANSI/SCTE TIER 15

RATING	PART #	DESC 1	DESC 2	COLOR	DEPTH	ITEM WEIGHT	PALLET QTY	DESIGN LOAD (LB)	QUICK SHIP
<b>Body - 0018 Polyethylene Blend</b>									
T15	00182053	0018-30 Body HPC w/ Mold-On Ring	2x 1/2 in. Fltg Nut	Gray	30"	22.0	4	15,000	
<b>Lid - 0018 Polymer Concrete</b>									
T15	00184030	0018 Cover PC Gray Blank	2x Bolt Hole	Gray	-	28.0	16	15,000	
T15	00184007	0018 Cover PC Gray Elec	2x Bolt Hole	Gray	-	28.0	16	15,000	



# CARSON® 1324, 1419, 1730, 2436, 3636

Hybrid



LIGHT DUTY  
PEDESTRIAN / GREENBELT



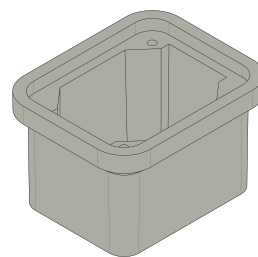
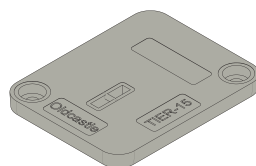
MEDIUM DUTY  
ANSI/SCTE TIER 8

Carson® Hybrids are specially designed to interchange various lid materials with a HDPE body to maximize load ratings and at the highest value.

RATING	PART #	DESC 1	DESC 2	COLOR	DEPTH	ITEM WEIGHT	PALLET QTY	DESIGN LOAD (LB)	QUICK SHIP
<b>Unit - 1324</b>									
Ped	13241032	1324-18 HIP Gray Elec HBlt	Plastic Body PC Rng Flsh Cvr	Gray	18"	133.0	10	8,000	
<b>Unit - 1419</b>									
Ped	14191050	1419-15 HIP Gray Elec	Plastic Body PC Rng Flsh Cvr	Gray	15"	50.0	18	8,000	
Ped	14191051	1419-15 HIP Gray Blank	Plastic Body PC Rng Flsh Cvr	Gray	15"	7.0	18	8,000	
<b>Unit - 1730</b>									
Ped	17301426	1730-18 HLPC Grn-Gry Blank HBlt	0 MsHI Flsh Cover	Gry-Grn	18"	79.0	8	8,000	
Ped	17301345	1730-24 HLPC Blk-Gry Blank	2x HBlt FCvr T5	Blk-Gry	24"	104.0	3	8,000	
<b>Unit - 2424</b>									
Ped	24241029	2424-24 Gray Elec LPnta	2x3/8 in. Flsh Cover	Gray	24"	68.0	3	8,000	
Ped	24241061	2424-24 Blk-Grn Elec HBlt	4x 3/8 T Cover	Blk-Grn	24"	71.0	3	8,000	
<b>Unit - 2436</b>									
Ped	24361015	2436-18 HPC Gray Blank HBlt	2x 1 2 in. FCvr 20K	Gray	18"	233.0	4	300 (PSF)	
T8	24361181	2436-24 HLPC Blk-Gry Blank	2x HBlt FCvr T8	Blk-Gry	24"	164.0	3	8,000	
<b>Unit - 2448</b>									
Ped	24481001	2448-18 Gray Elec LHBlT	2x3/8 in. Flsh Cover	Gray	18"	118.0	4	8,000	
<b>Unit - 3636</b>									
Ped	36361019	3636-36 HPC Gray Elec HBlt	2x 1 2 in. FCvr 20K	Gray	36"	369.0	1	8,000	
<b>Unit - 3660</b>									
Ped	36601039	3660-42 HLPC Blk-Gry Electric LPnta	4x 1/2 in. Flsh Cover P Eye	Gray	42"	710.0	1	8,000	

# OLDCASTLE POLYMER 0608

Polymer Concrete - 6" x 8"

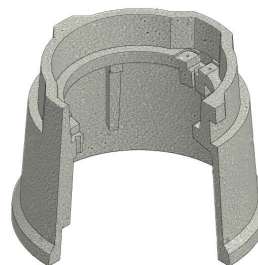


MEDIUM DUTY  
ANSI/SCTE TIER 15

RATING	PART #	DESC 1	DESC 2	COLOR	DEPTH	ITEM WEIGHT	PALLET QTY	DESIGN LOAD (LB)	QUICK SHIP
<b>Body - 0608</b>									
T15	06082001	Body, PC 0608-6 SW	PC0608-6 T15	Gray	6"	13.0	28	15,000	
T15	06082011	Body, PC 0608-6 SW w/ Floor	PC0608-6 T15	Gray	6"	15.0	28	15,000	
<b>Lid - 0608</b>									
T15	06084001	Lid PC 0608 Marking Plate Required T15	PC0608-T15	Gray	-	4.0	60	15,000	
<b>Unit - 0608 (Units come standard with Body-Open Bottom, Lid, and SS Hex Bolt Floating Nut Hardware)</b>									
T15	06081001	Unit, PC 0608-6 Marking Plate Required T15	PC0608-6 T15	Gray	6"	17.0	28	15,000	
T15	06081011	Unit, PC 0608-6 w/ Floor MRKNG PLT REQ T15	PC0608-6 T15	Gray	6"	19.0	28	15,000	

# OLDCASTLE POLYMER 0910

Polymer Concrete - 9" Diameter



HEAVY DUTY  
ANSI/SCTE TIER 22


RATING	PART #	DESC 1	DESC 2	COLOR	DEPTH	ITEM WEIGHT	PALLET QTY	DESIGN LOAD (LB)	QUICK SHIP
<b>Body - 0910</b>									
T22	09102011	Body, PC 910-10	PC091010FW	Gray	10"	23.0	36	22,500	
<b>Lid - 0910</b>									
T22	09104027	Lid, PC 910 - "Electric"	PC0910-T22	Gray	-	11.0	100	22,500	
T22	09104029	Lid, PC 910 - No Mark	PC0910-T22	Gray	-	11.0	100	22,500	
T22	09104082	Lid, PC 910 - "Ground"	PC0910-T22	Gray	-	11.0	100	22,500	
<b>Unit - 0910 (Units come standard with Body-Open Bottom, Lid, and SS Hex Bolt Floating Nut Hardware)</b>									
T22	09101049	Unit, PC 910-10, FW, Blank	PC0910T-T22	Gray	10"	34.0	36	22,500	
T22	09101047	Unit, PC 910-10, FW, 'Electric'	PC0910T-T22	Gray	10"	34.0	36	22,500	
T22	09101187	Unit, PC 910-10, FW, 'Ground'	PC0910T-T22	Gray	10"	34.0	36	22,500	


Products are rated by the lowest component rating.  
Tier 15 cover with a tier 22 body is rated tier 15.  
Tier 22 cover with a tier 22 body is rated tier 22.








# OLDCASTLE POLYMER 1118

Polymer Concrete - 11" x 18"

 MEDIUM DUTY  
ANSI/SCTE TIER 15

 HEAVY DUTY  
ANSI/SCTE TIER 22



RATING	PART #	DESC 1	DESC 2	COLOR	DEPTH	ITEM WEIGHT	PALLET QTY	DESIGN LOAD (LB)	QUICK SHIP
<b>Body - 1118</b>									
T22	11182001	Body, PC1118-12,SW	PC111812SW	Gray	12"	47.0	21	22,500	
T22	11182003	Body, PC1118-18,SW	PC111818SW	Gray	18"	70.0	21	22,500	
<b>Lid - 1118</b>									
T15	11184606	Lid, PC1118-T, T15 - "Electric"	PC1118T-T15	Gray	-	20.0	60	15,000	
T15	11184607	Lid, PC1118-T, T15, 'FIBER OPTICS'	PC1118T-T15_457	Gray	-	20.0	60	15,000	
T15	11184608	Lid, PC1118-T, T15 - "Ground"	PC1118T-T15	Gray	-	20.0	60	15,000	
T15	11184609	Lid, PC1118-T, T15 - "Street Lighting"	PC1118T-T15	Gray	-	20.0	60	15,000	
T15	11184611	Lid, PC1118-T, T15 - "Traffic Signal"	PC1118T-T15	Gray	-	20.0	60	15,000	
T15	11184612	Lid, PC1118-T, T15, - Blank	PC1118T-T15	Gray	-	20.0	60	15,000	
T15	11184694	Lid, PC1118-T, T15 -SPECIAL w/MARKING PLATE	PC1118T-T15 999	Gray	-	20.0	60	15,000	
T22	11184001	Lid, PC1118-T, T22 - "Electric"	PC1118T-T22	Gray	-	28.0	60	22,500	
T22	11184003	Lid, PC1118-T, T22 - Blank	PC1118T-T22	Gray	-	28.0	60	22,500	
T22	11184007	Lid, PC1118-T, T22 - "Street Lighting"	PC1118T-T22	Gray	-	28.0	60	22,500	
T22	11184009	Lid, PC1118-T, T22 - "Traffic Signal"	PC1118T-T22	Gray	-	28.0	60	22,500	
T22	11184613	Lid, PC1118-T, T22 - "Ground"	PC1118T-T22	Gray	-	28.0	60	22,500	
T22	11185002	Lid, PC1118-T, T22, 'FIBER OPTICS'	PC1118T-T22_457	Gray	-	28.0	60	22,500	
T22	11184695	Lid, PC1118-T, T22 - SPECIAL w/MARKING PLATE	PC1118T-T22 999	Gray	-	28.0	60	22,500	
<b>Unit - 1118 (Units come standard with Body-Open Bottom, Lid, and SS Hex Bolt Floating Nut Hardware)</b>									
T15	11181604	Unit, PC1118-12, T15 - Blank	PC111812-T15	Gray	12"	67.0	21	15,000	
T15	11181605	Unit PC 1118-12 T15 'MRKNG PLT REQ'	PC111812-T15	Gray	12"	67.0	21	15,000	
T15	11181608	Unit, PC1118-12, T15 - "Electric"	PC111812-T15	Gray	12"	67.0	21	15,000	
T15	11181609	Unit, PC1118-12, T15, 'FIBER OPTICS'	PC111812-T15_457	Gray	12"	67.0	21	15,000	
T15	11181610	Unit, PC1118-12, T15 - "Ground"	PC111812-T15	Gray	12"	67.0	21	15,000	
T15	11181611	Unit, PC1118-12, T15 - "Street Lighting"	PC111812-T15	Gray	12"	67.0	21	15,000	
T15	11181613	Unit, PC1118-12, T15 - "Traffic Signal"	PC111812-T15	Gray	12"	67.0	21	15,000	
T22	11181001	Unit, PC1118-12, T22 - "Electric"	PC111812-T22	Gray	12"	73.0	21	22,500	
T22	11181002	Unit, PC1118-18 T22 HBit 'MRKNG PLT REQ'	PC111812-T22	Gray	18"	73.0	21	22,500	
T22	11181003	Unit, PC1118-12, T22 - Blank	PC111812-T22	Gray	12"	73.0	21	22,500	
T22	11181007	Unit, PC 1118-18 - "Electric"	PC111812-T22	Gray	18"	100.0	21	22,500	
T22	11181009	Unit, PC 1118-18 - Blank	PC111812-T22	Gray	18"	100.0	21	22,500	
T22	11181615	Unit, PC1118-12, T22, 'FIBER OPTICS'	PC111812-T22_457	Gray	12"	73.0	21	22,500	
T22	11181616	Unit, PC1118-12, T22 - "Ground"	PC111812-T22	Gray	12"	73.0	21	22,500	
T22	11181617	Unit, PC1118-12, T22 - "Street Lighting"	PC111812-T22	Gray	12"	73.0	21	22,500	
T22	11181619	Unit, PC1118-12, T22 - "Traffic Signal"	PC111812-T22	Gray	12"	73.0	21	22,500	


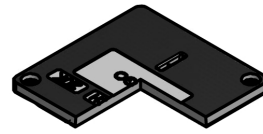
Products are rated by the lowest component rating.  
Tier 15 cover with a tier 22 body is rated tier 15.  
Tier 22 cover with a tier 22 body is rated tier 22.


# OLDCASTLE POLYMER 1212

Polymer Concrete - 12" x 12"

 MEDIUM DUTY  
ANSI/SCTE TIER 15

 HEAVY DUTY  
ANSI/SCTE TIER 22



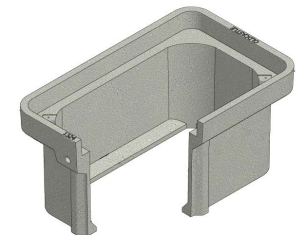
RATING	PART #	DESC 1	DESC 2	COLOR	DEPTH	ITEM WEIGHT	PALLET QTY	DESIGN LOAD (LB)	QUICK SHIP
<b>Body - 1212</b>									
T22	12122001	Body, PC 1212-12 T22	PC1212T-T22	Gray	12"	35.0	16	22,500	
<b>Lid - 1212</b>									
T15	12124406	Lid, PC1212, T15 - 'Communication' with coil	-	Gray	-	13.3	144	15,000	
T15	12124407	Lid, PC1212, T15- 'Fiber Optics' with coil	-	Gray	-	13.3	144	15,000	
T15	12124408	Lid, PC1212, T15- 'Telephone'	-	Gray	-	13.3	144	15,000	
T15	12124410	Lid, PC1212, T15 - 4x8 Marking Plate Req	-	Gray	-	13.3	144	15,000	
T15	12124411	Lid, PC1212, T15 - 4x8 Marking Plate Req, Coil Bolt	-	Gray	-	13.3	144	15,000	
T15	12124412	Lid, PC1212, T15 - 4x8 Marking Plate Req EMS hex, Coil Bolt	-	Gray	-	13.3	144	15,000	
T15	12124413	Lid, PC1212, T15 with EMS 4x8 Marking Plate Req	-	Gray	-	13.3	144	15,000	
T15	12124403	Lid, PC1212, T15- 'Electric' WITH COIL BOLT	-	Gray	-	13.3	144	15,000	
T15	12124404	Lid, PC1212, T15- 'Street Lighting' WITH COIL	-	Gray	-	13.3	144	15,000	
T15	12124405	Lid, PC1212, T15- 'Traffic Signal' WITH COIL	-	Gray	-	13.3	144	15,000	
T22	12124423	Lid, PC1212, T22- 'Electric' WITH COIL	-	Gray	-	13.5	144	22,500	
T22	12124424	Lid, PC1212, T22- 'Street Lighting' WITH COIL	-	Gray	-	13.5	144	22,500	
T22	12124425	Lid, PC1212, T22- 'Traffic Signal' WITH COIL	-	Gray	-	13.5	144	22,500	
T22	12124402	Lid, PC1212, T22- 4x8 Marking Plate Req	-	Gray	-	13.5	144	22,500	
T22	12124421	Lid, PC1212, T22 - 4x8 Marking Plate EMS	-	Gray	-	13.5	144	22,500	
T22	12124426	Lid, PC1212, T22- 'Communication' WITH COIL	-	Gray	-	13.5	144	22,500	
T22	12124427	Lid, PC1212, T22- 'Fiber Optics' WITH COIL	-	Gray	-	13.5	144	22,500	
T22	12124428	Lid, PC1212, T22- 'Telephone' WITH COIL	-	Gray	-	13.5	144	22,500	
T22	12124429	Lid, PC1212, T22 - BLANK WITH COIL	-	Gray	-	13.5	144	22,500	
T22	12124430	Lid, PC1212, T22 - 4x8 Marking Plate Req, Coil Bolt	-	Gray	-	13.5	144	22,500	
T22	12124431	Lid, PC1212, T22 - 4x8 Marking Plate Req'd, EMS, Coil	-	Gray	-	13.5	144	22,500	
<b>Unit - 1212 (Units come standard with Body-Open Bottom and Lid)</b>									
T15	12121001	Unit, PC1212-12, T15 2"x8" - 'Electric'	2x 1/2 in. FCvr 011	12"	Gray	16	37.1	15,000	
T15	12121005	Unit, PC1212-12, T15 2"x8" - 'Communication'	2x 1/2 in. FCvr 041	12"	Gray	16	34.8	15,000	
T15	12121402	Unit, PC 1212-12, T15, 4x8 Marking Plate Required	Bolt Down, Hex Coil Thread	12"	Gray	16	64.0	15,000	
T15	12121403	Unit, PC 1212-12, T15, 4x8 Marking Plate Required	Bolt Down, Hex Coil Thread w EMS	12"	Gray	16	64.0	15,000	
T22	12121408	Unit, PC 1212-12, T22, 4x8 Marking Plate Required	Bolt Down, Hex Coil Thread	12"	Gray	16	63.0	22,500	
T22	12121409	Unit, PC 1212-12, T22, 4x8 Marking Plate Required	Bolt Down, Hex Coil Thread w EMS	12"	Gray	16	64.0	22,500	




# OLDCASTLE POLYMER 1324

Polymer Concrete - 13" x 24"

 MEDIUM DUTY  
ANSI/SCTE TIER 15

 HEAVY DUTY  
ANSI/SCTE TIER 22











RATING	PART #	DESC 1	DESC 2	COLOR	DEPTH	ITEM WEIGHT	PALLET QTY	DESIGN LOAD (LB)	QUICK SHIP
<b>Body - 1324</b>									
T22	13242020	Body, PC1324-12,SW	PC132412SW	Gray	12"	50.0	16	22,500	
T22	13242023	Body, PC1324-18,SW	PC132418SW	Gray	18"	52.0	12	22,500	
T22	13242038	Body, PC1324-24,SW	PC132424SW	Gray	24"	89.0	4	22,500	

CONTINUED ON NEXT PAGE

Products are rated by the lowest component rating.  
Tier 15 cover with a tier 22 body is rated tier 15.  
Tier 22 cover with a tier 22 body is rated tier 22.

# OLDCASTLE POLYMER 1324 Continued

RATING	PART #	DESC 1	DESC 2	COLOR	DEPTH	ITEM WEIGHT	PALLET QTY	DESIGN LOAD (LB)	QUICK SHIP
<b>Lid - 1324</b>									
T15	13244603	Lid, PC1324-T, T15 - Blank	PC1324T-T15	Gray	-	49.0	30	15,000	
T15	13244607	Lid, PC1324-T, T15 - "Electric"	PC1324T-T15	Gray	-	49.0	30	15,000	
T15	13244608	Lid, PC1324-T, T15_'FIBER OPTICS'	PC1324T-T15_457	Gray	-	49.0	30	15,000	
T15	13244609	Lid, PC1324-T, T15 - "Ground"	PC1324T-T15	Gray	-	49.0	30	15,000	
T15	13244610	Lid, PC1324-T, T15 - "Street Lighting"	PC1324T-T15	Gray	-	49.0	30	15,000	
T15	13244612	Lid, PC1324-T, T15 - "Traffic Signal"	PC1324T-T15	Gray	-	49.0	30	15,000	
T15	13244694	Lid, PC1324-T, T15 -SPECIAL w/MARKING PLATE	PC1324T-T15 999	Gray	-	49.0	30	15,000	
T22	13244012	Lid, PC1324-T, T22 - "Electric"	PC1324T-T22	Gray	-	49.0	30	22,500	
T22	13244014	Lid, PC1324-T, T22 - Blank	PC1324T-T22	Gray	-	49.0	30	22,500	
T22	13244173	Lid, PC1324-T, T22 - "Traffic Signal"	PC1324T-T22	Gray	-	49.0	30	22,500	
T22	13244176	Lid, PC1324-T, T22_'FIBER OPTICS'	PC1324T-T22_457	Gray	-	49.0	30	22,500	
T22	13244178	Lid, PC1324-T, T22 - "Street Lighting"	PC1324T-T22	Gray	-	49.0	30	22,500	
T22	13244613	Lid, PC1324-T, T22 - "Ground"	PC1324T-T22	Gray	-	49.0	30	22,500	
T22	13244695	Lid, PC1324-T, T22 - SPECIAL w/MARKING PLATE	PC1324T-T22 999	Gray	-	49.0	30	22,500	
<b>Unit - 1324 (Units come standard with Body-Open Bottom, Lid, and SS Hex Bolt Floating Nut Hardware)</b>									
T15	13241453	Unit, PC1324-12 T15 HBlT WAX_'MRKNG PLT REQ'	PC132412-T15_999	Gray	12"	90.0	16	15,000	
T15	13241543	UNIT PC 1324-12 T15_'MRKNG PLT REQ'	PC132424-T15	Gray	12"	90.0	16	15,000	
T15	13241600	Unit, PC1324-12, T15 - Blank	PC132412-T15	Gray	12"	90.0	16	15,000	
T15	13241603	Unit, PC1324-12, T15 - "Electric"	PC132412-T15	Gray	12"	90.0	16	15,000	
T15	13241604	Unit, PC1324-12, T15_'FIBER OPTICS'	PC132412-T15_457	Gray	12"	90.0	16	15,000	
T15	13241605	Unit, PC1324-12, T15 - "Street Lighting"	PC132412-T15	Gray	12"	90.0	16	15,000	
T15	13241606	Unit, PC1324-12, T15 - "Traffic Signal"	PC132412-T15	Gray	12"	90.0	16	15,000	
T15	13241610	Unit, PC1324-18, T15 - Blank	PC132418-T15	Gray	18"	109.0	12	15,000	
T15	13241616	Unit, PC1324-18, T15 - "Electric"	PC132418-T15	Gray	18"	109.0	12	15,000	
T15	13241618	Unit, PC1324-18, T15_'FIBER OPTICS'	PC132418-T15_457	Gray	18"	109.0	12	15,000	
T15	13241620	Unit, PC1324-18, T15 - "Street Lighting"	PC132418-T15	Gray	18"	109.0	12	15,000	
T15	13241622	Unit, PC1324-18, T15 - "Traffic Signal"	PC132418-T15	Gray	18"	109.0	12	15,000	
T15	13241455	UNIT PC 1324-18/SYN 1324 T15_'MRKNG PLT REQ'	PC132424-T15	Gray	18"	109.0	12	15,000	
T15	13241635	Unit, PC1324-24, T15 - Blank	PC132424-T15	Gray	24"	127.0	4	15,000	
T15	13241638	Unit, PC1324-24, T15 - "Electric"	PC132424-T15	Gray	24"	127.0	4	15,000	
T15	13241639	Unit, PC1324-24, T15_'FIBER OPTICS'	PC132424-T15_457	Gray	24"	127.0	4	15,000	
T15	13241640	Unit, PC1324-24, T15 - "Street Lighting"	PC132424-T15	Gray	24"	127.0	4	15,000	
T15	13241641	Unit, PC1324-24, T15 - "Traffic Signal"	PC132424-T15	Gray	24"	127.0	4	15,000	
T22	13241021	Unit, PC1324-12, T22 - "Electric"	PC132412-T22	Gray	12"	99.0	20	22,500	
T22	13241023	Unit, PC1324-12, T22 - Blank	PC132412-T22	Gray	12"	99.0	20	22,500	
T22	13241124	Unit, PC1324-12, T22 - "Traffic Signal"	PC132412-T22	Gray	12"	99.0	20	22,500	
T22	13241265	Unit, PC1324-12, T22 - "Street Lighting"	PC132412-T22	Gray	12"	99.0	20	22,500	
T22	13241451	Unit, PC1324-12 T22 HBlT WAX_'MRKNG PLT REQ'	PC132412-T22_999	Gray	12"	99.0	20	22,500	
T22	13241609	Unit, PC1324-12, T22_'FIBER OPTICS'	PC132412-T22_457	Gray	12"	99.0	20	22,500	
T22	13241027	Unit, PC1324-18, T22 - "Electric"	PC132418-T22	Gray	18"	118.0	15	22,500	
T22	13241029	Unit, PC1324-18, T22 - Blank	PC132418-T22	Gray	18"	118.0	15	22,500	
T22	13241628	Unit, PC1324-18, T22_'FIBER OPTICS'	PC132418-T22_457	Gray	18"	118.0	15	22,500	
T22	13241630	Unit, PC1324-18, T22 - "Street Lighting"	PC132418-T22	Gray	18"	118.0	15	22,500	
T22	13241632	Unit, PC1324-18, T22 - "Traffic Signal"	PC132418-T22	Gray	18"	118.0	15	22,500	
T22	13241456	Unit, PC1324-18 T22 HBlT WAX_'MRKNG PLT REQ'	PC132418-T22_999	Gray	18"	118.0	15	22,500	
T22	13241164	Unit, PC1324-24, T22 - Blank	PC132424-T22	Gray	24"	140.0	10	22,500	
T22	13241262	Unit, PC1324-24, T22 - "Electric"	PC132424-T22	Gray	24"	140.0	10	22,500	
T22	13241271	Unit, PC1324-24, T22 - "Street Lighting"	PC132424-T22	Gray	24"	140.0	10	22,500	
T22	13241461	Unit, PC1324-24 T22 HBlT WAX_'MRKNG PLT REQ'	PC132424-T22	Gray	24"	140.0	10	22,500	
T22	13241643	Unit, PC1324-24, T22_'FIBER OPTICS'	PC132424-T22_457	Gray	24"	140.0	10	22,500	
T22	13241644	Unit, PC1324-24, T22 - "Traffic Signal"	PC132424-T22	Gray	24"	140.0	10	22,500	

Products are rated by the lowest component rating.  
 Tier 15 cover with a tier 22 body is rated tier 15.  
 Tier 22 cover with a tier 22 body is rated tier 22.




# OLDCASTLE POLYMER 1730

Polymer Concrete - 17" x 30"










 MEDIUM DUTY  
ANSI/SCTE TIER 15

 HEAVY DUTY  
ANSI/SCTE TIER 22



OLDCASTLE POLYMER

1730

RATING	PART #	DESC 1	DESC 2	COLOR	DEPTH	ITEM WEIGHT	PALLET QTY	DESIGN LOAD (LB)	QUICK SHIP
<b>Body - 1730</b>									
T22	17302006	Body, PC1730-12,SW	PC173012SW	Gray	12"	65.0	12	22,500	
T22	17302030	Body, PC1730-18,SW	PC173018SW	Gray	18"	96.0	9	22,500	
T22	17302031	Body, PC1730-24,SW	PC173024SW	Gray	24"	119.0	6	22,500	
T22	17302046	Body, PC1730-30,SW	PC173030SW	Gray	30"	166.0	2	22,500	
<b>Lid - 1730</b>									
T15	17304604	Lid, PC1730-T, T15 - Blank	PC1730T-T15	Gray	-	79.7	25	15,000	
T15	17304608	Lid, PC1730-T, T15 -"Electric"	PC1730T-T15	Gray	-	79.7	25	15,000	
T15	17304609	Lid, PC1730-T, T15_'FIBER OPTICS'	PC1730T-T15_457	Gray	-	79.7	25	15,000	
T15	17304610	Lid, PC1730-T, T15 -"Ground"	PC1730T-T15	Gray	-	79.7	25	15,000	
T15	17304611	Lid, PC1730-T, T15 -"Street Lighting"	PC1730T-T15	Gray	-	79.7	25	15,000	
T15	17304613	Lid, PC1730-T, T15 -"Traffic Signal"	PC1730T-T15	Gray	-	79.7	25	15,000	
T15	17304694	Lid, PC1730-T, T15 -SPECIAL w/MARKING PLATE	PC1730T-T15_999	Gray	-	79.7	25	15,000	
T22	17304016	Lid, PC1730-T, T22 - "Electric"	PC1730T-T22	Gray	-	79.7	25	22,500	
T22	17304018	Lid, PC1730-T, T22 - Blank	PC1730T-T22	Gray	-	79.7	25	22,500	
T22	17304147	Lid, PC1730-T, T22 - "Traffic Signal"	PC1730T-T22	Gray	-	79.7	25	22,500	
T22	17304188	Lid, PC1730-T, T22_'FIBER OPTICS'	PC1730T-T22_457	Gray	-	79.7	25	22,500	
T22	17304192	Lid, PC1730-T, T22 - "Street Lighting"	PC1730T-T22	Gray	-	79.7	25	22,500	
T22	17304614	Lid, PC1730-T, T22 -"Ground"	PC1730T-T22	Gray	-	79.7	25	22,500	
T22	17304695	Lid, PC1730-T, T22 -SPECIAL w/MARKING PLATE	PC1730T-T22_999	Gray	-	79.7	25	22,500	
<b>Unit - 1730 (Units come standard with Body-Open Bottom, Lid, and SS Hex Bolt Floating Nut Hardware)</b>									
T15	17301600	Unit, PC1730-12, T15 - Blank	PC173012-T15	Gray	12"	129.0	12	15,000	
T15	17301603	Unit, PC1730-12, T15 -"Electric"	PC173012-T15	Gray	12"	129.0	12	15,000	
T15	17301605	Unit, PC1730-12, T15 -"Street Lighting"	PC173012-T15	Gray	12"	129.0	12	15,000	
T15	17301606	Unit, PC1730-12, T15 -"Traffic Signal"	PC173012-T15	Gray	12"	129.0	12	15,000	
T15	17301604	Unit, PC1730-12, T15 -"Fiber Optics"	PC173012-T15	Gray	12"	129.0	12	15,000	
T15	17301450	Unit PC 1730-12/ SYN1730 T15 'MRKNG PLT REQ'	PC173012-T15	Gray	12"	129.0	12	15,000	
T15	17301613	Unit, PC1730-18, T15 - Blank	PC173018-T15	Gray	18"	154.0	9	15,000	
T15	17301619	Unit, PC1730-18, T15 -"Electric"	PC173018-T15	Gray	18"	154.0	9	15,000	
T15	17301623	Unit, PC1730-18, T15 -"Street Lighting"	PC173018-T15	Gray	18"	154.0	9	15,000	
T15	17301624	Unit, PC1730-18, T15 -"Traffic Signal"	PC173018-T15	Gray	18"	154.0	9	15,000	
T15	17301621	Unit, PC1730-18, T15 -"Fiber Optics"	PC173018-T15	Gray	18"	154.0	9	15,000	
T15	17301455	Unit PC 1730-18/SYN 1730 T15 'MRKNG PLT REQ'	PC173018-T15	Gray	18"	154.0	9	15,000	
T15	17301457	Unit PC 1730-18 T15 'MRKNG PLT REQ'	PC173018-T15	Gray	18"	154.0	9	15,000	
T15	17301633	Unit, PC1730-24, T15 - Blank	PC173024-T15	Gray	24"	181.0	6	15,000	
T15	17301636	Unit, PC1730-24, T15 -"Electric"	PC173024-T15	Gray	24"	181.0	6	15,000	
T15	17301638	Unit, PC1730-24, T15 -"Street Lighting"	PC173024-T15	Gray	24"	181.0	6	15,000	
T15	17301639	Unit, PC1730-24, T15 -"Traffic Signal"	PC173024-T15	Gray	24"	181.0	6	15,000	
T15	17301637	Unit PC 1730-24 T15 'Fiber Optics'	PC173024-T15	Gray	24"	181.0	6	15,000	
T15	17301460	Unit PC 1730-24/SYN1730 T15 'MRKNG PLT REQ'	PC173024-T15	Gray	24"	181.0	6	15,000	
T22	17301026	Unit, PC1730-12, T22 -"Electric"	PC173012-T22	Gray	12"	152.0	12	22,500	
T22	17301028	Unit, PC1730-12, T22 - Blank	PC173012-T22	Gray	12"	152.0	12	22,500	
T22	17301103	Unit, PC1730-12, T22 - "Traffic Signal"	PC173012-T22	Gray	12"	152.0	12	22,500	
T22	17301610	Unit, PC1730-12, T22 - "Street Lighting"	PC173012-T22	Gray	12"	152.0	12	22,500	
T22	17301609	Unit PC 1730-12 T22 Fiber Optics	PC173012-T22	Gray	12"	152.0	12	22,500	
T22	17301451	Unit, PC1730-12 T22 HBlT WAX_'MRKNG PLT REQ'	PC173012-T22_999	Gray	12"	152.0	12	22,500	
T22	17301029	Unit, PC1730-18, T22 - "Electric"	PC173018-T22	Gray	18"	177.0	9	22,500	
T22	17301031	Unit, PC1730-18, T22 - Blank	PC173018-T22	Gray	18"	177.0	9	22,500	
T22	17301365	Unit, PC1730-18, T22 - "Traffic Signal"	PC173018-T22	Gray	18"	177.0	9	22,500	
T22	17301418	Unit, PC1730-18, T22 - "Street Lighting"	PC173018-T22	Gray	18"	177.0	9	22,500	
T22	17301628	Unit PC 1730-18 T22 "Fiber Optics"	PC173018-T22	Gray	18"	177.0	9	22,500	
T22	17301456	Unit, PC1730-18 T22 HBlT WAX_'MRKNG PLT REQ'	PC173018-T22_999	Gray	18"	177.0	9	22,500	

CONTINUED ON NEXT PAGE

Products are rated by the lowest component rating.  
Tier 15 cover with a tier 22 body is rated tier 15.  
Tier 22 cover with a tier 22 body is rated tier 22.

# OLDCASTLE POLYMER 1730 Continued

RATING	PART #	DESC 1	DESC 2	COLOR	DEPTH	ITEM WEIGHT	PALLET QTY	DESIGN LOAD (LB)	QUICK SHIP
T22	17301032	Unit, PC1730-24, T22 - "Electric"	PC173024-T22	Gray	24"	204.0	6	22,500	
T22	17301034	Unit, PC1730-24, T22 - Blank	PC173024-T22	Gray	24"	204.0	6	22,500	
T22	17301368	Unit, PC1730-24, T22 - "Traffic Signal"	PC173024-T22	Gray	24"	204.0	6	22,500	
T22	17301641	Unit, PC1730-24, T22 - "Street Lighting"	PC173024-T22	Gray	24"	204.0	6	22,500	
T22	17301640	Unit PC 1730-24 T22 "Fiber Optics"	PC173024-T22	Gray	24"	204.0	6	22,500	
T22	17301461	Unit, PC1730-24 T22 HBlT WAX_'MARKING PLATE REQ'	PC173024-T22_999	Gray	24"	204.0	6	22,500	
T22	17301652	Unit PC 1730-30 T22 Fiber Optics"	PC173030-T22	Gray	30"	259.0	4	22,500	

# OLDCASTLE POLYMER 2424

Polymer Concrete - 24" x 24"



MEDIUM DUTY  
ANSI/SCTE TIER 15



HEAVY DUTY  
ANSI/SCTE TIER 22



RATING	PART #	DESC 1	DESC 2	COLOR	DEPTH	ITEM WEIGHT	PALLET QTY	DESIGN LOAD (LB)	QUICK SHIP
<b>Body - 2424</b>									
T22	24242600	Body, PC2424-24,SW	PC242424SW	Gray	24"	156.0	2	22,500	
T22	24242601	Body, PC2424-36,SW	PC242436SW	Gray	36"	219.0	1	22,500	
<b>Lid - 2424</b>									
T15	24244605	Lid, PC2424-T, T15 - Blank	PC2424T-T15	Gray	-	75.0	20	15,000	
T15	24244609	Lid, PC2424-T, T15 - "Electric"	PC2424T-T15	Gray	-	75.0	20	15,000	
T15	24244610	Lid, PC2424-T, T15_'FIBER OPTICS'	PC2424T-T15_457	Gray	-	75.0	20	15,000	
T15	24244611	Lid, PC2424-T, T15 - "Ground"	PC2424T-T15	Gray	-	75.0	20	15,000	
T15	24244612	Lid, PC2424-T, T15 - "Street Lighting"	PC2424T-T15	Gray	-	75.0	20	15,000	
T15	24244614	Lid, PC2424-T, T15 - "Traffic Signal"	PC2424T-T15	Gray	-	75.0	20	15,000	
T15	24244694	Lid, PC2424-T, T15 -SPECIAL w/MARKING PLATE	PC2424T-T15_999	Gray	-	75.0	20	15,000	
T22	24244622	Lid, PC2424-T, T22 - "Traffic Signal"	PC2424T-T22	Gray	-	99.0	20	22,500	
T22	24244623	Lid, PC2424-T, T22 - Blank	PC2424T-T22	Gray	-	99.0	20	22,500	
T22	24244620	Lid, PC2424-T, T22 - "Street Lighting"	PC2424T-T22	Gray	-	99.0	20	22,500	
T22	24244617	Lid, PC2424-T, T22 - "Electric"	PC2424T-T22	Gray	-	99.0	20	22,500	
T22	24244618	Lid, PC2424-T, T22_'FIBER OPTICS'	PC2424T-T22_457	Gray	-	99.0	20	22,500	
T22	24244619	Lid, PC2424-T, T22 - "Ground"	PC2424T-T22	Gray	-	99.0	20	22,500	
T22	24244624	Lid, PC2424-T, T22 - Marking Plate Required	PC2424T-T22	Gray	-	99.0	20	22,500	
T22	24244695	Lid, PC2424-T, T22 -SPECIAL w/MARKING PLATE	PC2424T-T22_999	Gray	-	99.0	20	22,500	
<b>Unit - 2424 (Units come standard with Body-Open Bottom, Lid, and SS Hex Bolt Floating Nut Hardware)</b>									
T15	24241600	Unit, PC2424-24, T15 - Blank	PC242424-T15	Gray	24"	224.0	2	15,000	
T15	24241603	Unit, PC2424-24, T15 - "Electric"	PC242424-T15	Gray	24"	224.0	2	15,000	
T15	24241604	Unit, PC2424-24, T15_'FIBER OPTICS'	PC242424-T15_457	Gray	24"	224.0	2	15,000	
T15	24241605	Unit, PC2424-24, T15 - "Street Lighting"	PC242424-T15	Gray	24"	224.0	2	15,000	
T15	24241606	Unit, PC2424-24, T15 - "Traffic Signal"	PC242424-T15	Gray	24"	224.0	2	15,000	
T15	24241617	Unit, PC2424-36, T15 - "Electric"	PC242436-T15	Gray	24"	224.0	2	15,000	
T15	24241460	Unit, PC2424-24 T15 HBlT WAX_'MRKNG PLT REQ'	PC242424-T15_999	Gray	24"	224.0	2	15,000	
T15	24241614	Unit, PC2424-36, T15 - Blank	PC242436-T15	Gray	36"	282.0	1	15,000	
T15	24241618	Unit, PC2424-36, T15_'FIBER OPTICS'	PC242436-T15_457	Gray	36"	282.0	1	15,000	
T15	24241619	Unit, PC2424-36, T15 - "Street Lighting"	PC242436-T15	Gray	36"	282.0	1	15,000	
T15	24241620	Unit, PC2424-36, T15 - "Traffic Signal"	PC242436-T15	Gray	36"	282.0	1	15,000	
T15	24241470	Unit, PC2424-36 T15 HBlT WAX_'MRKNG PLT REQ'	PC242436-T15_999	Gray	36"	282.0	1	15,000	
T22	24241609	Unit, PC2424-24, T22_'ELECTRIC'	PC242424-T22	Gray	24"	272.0	2	22,500	
T22	24241610	Unit, PC2424-24, T22_'FIBER OPTICS'	PC242424-T22_457	Gray	24"	272.0	2	22,500	
T22	24241612	Unit, PC2424-24, T22 - "Traffic Signal"	PC242424-T22	Gray	24"	272.0	2	22,500	
T22	24241611	Unit, PC2424-24, T22 - "Street Lighting"	PC242424-T22	Gray	24"	272.0	2	22,500	
T22	24241613	Unit, PC2424-24, T22 - Blank	PC242424-T22	Gray	24"	272.0	2	22,500	
T22	24241461	Unit, PC2424-24 T22 HBlT WAX_'MRKNG PLT REQ'	PC242424-T22_999	Gray	24"	272.0	2	22,500	

CONTINUED ON NEXT PAGE

Products are rated by the lowest component rating.  
Tier 15 cover with a tier 22 body is rated tier 15.  
Tier 22 cover with a tier 22 body is rated tier 22.


# OLDCASTLE POLYMER 2424 Continued

RATING	PART #	DESC 1	DESC 2	COLOR	DEPTH	ITEM WEIGHT	PALLET QTY	DESIGN LOAD (LB)	QUICK SHIP
T22	24241623	Unit, PC2424-36, T22 - "Electric"	PC242436-T22	Gray	36"	273.0	1	22,500	
T22	24241624	Unit, PC2424-36, T22_'FIBER OPTICS'	PC242436-T22_457	Gray	36"	273.0	1	22,500	
T22	24241625	Unit, PC2424-36, T22 - "Street Lighting"	PC242436-T22	Gray	36"	273.0	1	22,500	
T22	24241626	Unit, PC2424-36, T22 - "Traffic Signal"	PC242436-T22	Gray	36"	273.0	1	22,500	
T22	24241627	Unit, PC2424-36, T22 - Blank	PC242436-T22	Gray	36"	273.0	1	22,500	
T22	24241471	Unit, PC2424-36 T22 HBlT WAX_'MRKNG PLT REQ'	PC242436-T22_999	Gray	36"	273.0	1	22,500	












# OLDCASTLE POLYMER 2436

Polymer Concrete - 24" x 36"

 MEDIUM DUTY  
ANSI/SCTE TIER 15

 HEAVY DUTY  
ANSI/SCTE TIER 22



RATING	PART #	DESC 1	DESC 2	COLOR	DEPTH	ITEM WEIGHT	PALLET QTY	DESIGN LOAD (LB)	QUICK SHIP
<b>Body - 2436</b>									
T22	24362016	Body, PC2436-18,SW	PC243618SW	Gray	18"	142.0	3	22,500	
T22	24362214	Body, PC2436-24,SW	PC243624SW	Gray	24"	180.0	2	22,500	
T22	24362212	Body, PC2436-30,SW	PC243630SW	Gray	30"	221.0	2	22,500	
T22	24362227	Body, PC2436-36,SW	PC243636SW	Gray	36"	249.0	1	22,500	
<b>Lid - 2436</b>									
T15	24364604	Lid, PC2436-T, T15 - Blank	PC2436T-T15	Gray	-	147.0	10	15,000	
T15	24364608	Lid, PC2436-T, T15 - "Electric"	PC2436T-T15	Gray	-	147.0	10	15,000	
T15	24364609	Lid, PC2436-T, T15_'FIBER OPTICS'	PC2436T-T15_457	Gray	-	147.0	10	15,000	
T15	24364610	Lid, PC2436-T, T15 - "Ground"	PC2436T-T15	Gray	-	147.0	10	15,000	
T15	24364611	Lid, PC2436-T, T15 - "Street Lighting"	PC2436T-T15	Gray	-	147.0	10	15,000	
T15	24364613	Lid, PC2436-T, T15 - "Traffic Signal"	PC2436T-T15	Gray	-	147.0	10	15,000	
T15	24364694	Lid, PC2436-T, T15 -SPECIAL w/MARKING PLATE	PC2436T-T15 999	Gray	-	147.0	10	15,000	
T22	24364008	Lid, PC2436-T, T22 - "Electric"	PC2436T-T22	Gray	-	147.0	10	22,500	
T22	24364010	Lid, PC2436-T, T22 - Blank	PC2436T-T22	Gray	-	147.0	10	22,500	
T22	24364015	Lid, PC2436-T, T22_'FIBER OPTICS'	PC2436T-T22_457	Gray	-	147.0	10	22,500	
T22	24364017	Lid, PC2436-T, T22 - "Street Lighting"	PC2436T-T22	Gray	-	147.0	10	22,500	
T22	24364019	Lid, PC2436-T, T22 - "Traffic Signal"	PC2436T-T22	Gray	-	147.0	10	22,500	
T22	24364614	Lid, PC2436-T, T22 - "Ground"	PC2436T-T22	Gray	-	147.0	10	22,500	
T22	24364615	Lid, PC2436-T, T22 - 4x8 MRKNG PLT REQ	PC2436T-T22	Gray	-	147.0	10	22,500	
<b>Unit - 2436 (Units come standard with Body-Open Bottom, Lid, and SS Hex Bolt Floating Nut Hardware)</b>									
T15	24361600	Unit, PC2436-18, T15 - Blank	PC243618-T15	Gray	18"	295.0	3	15,000	
T15	24361603	Unit, PC2436-18, T15 - "Electric"	PC243618-T15	Gray	18"	295.0	3	15,000	
T15	24361604	Unit, PC2436-18, T15_'FIBER OPTICS'	PC243618-T15_457	Gray	18"	295.0	3	15,000	
T15	24361605	Unit, PC2436-18, T15 - "Street Lighting"	PC243618-T15	Gray	18"	295.0	3	15,000	
T15	24361606	Unit, PC2436-18, T15 - "Traffic Signal"	PC243618-T15	Gray	18"	295.0	3	15,000	
T15	24361455	Unit, PC2436-18/SYN2436 T15 HBlT WAX_'MKNG PLT REQ'	PC243618-T15	Gray	18"	295.0	3	15,000	
T15	24361610	Unit, PC2436-24, T15 - Blank	PC243624-T15	Gray	24"	330.0	2	15,000	
T15	24361613	Unit, PC2436-24, T15 - "Electric"	PC243624-T15	Gray	24"	330.0	2	15,000	
T15	24361614	Unit, PC2436-24, T15_'FIBER OPTICS'	PC243624-T15_457	Gray	24"	330.0	2	15,000	
T15	24361615	Unit, PC2436-24, T15 - "Street Lighting"	PC243624-T15	Gray	24"	330.0	2	15,000	
T15	24361616	Unit, PC2436-24, T15 - "Traffic Signal"	PC243624-T15	Gray	24"	330.0	2	15,000	
T15	24361460	Unit, PC2436-24/SYN2436 T15 HBlT WAX_'MKNG PLT REQ'	PC243624-T15	Gray	24"	330.0	2	15,000	
T15	24361619	Unit, PC2436-30, T15 - Blank	PC243630-T15	Gray	30"	371.0	2	15,000	
T15	24361622	Unit, PC2436-30, T15 - "Electric"	PC243630-T15	Gray	30"	371.0	2	15,000	
T15	24361624	Unit, PC2436-30, T15 - "Street Lighting"	PC243630-T15	Gray	30"	371.0	2	15,000	
T15	24361625	Unit, PC2436-30, T15 - "Traffic Signal"	PC243630-T15	Gray	30"	371.0	2	15,000	
T15	24361630	Unit, PC2436-36, T15 - Blank	PC243636-T15	Gray	36"	399.0	1	15,000	
T15	24361633	Unit, PC2436-36, T15 - "Electric"	PC243636-T15	Gray	36"	399.0	1	15,000	

CONTINUED ON NEXT PAGE

Products are rated by the lowest component rating.  
Tier 15 cover with a tier 22 body is rated tier 15.  
Tier 22 cover with a tier 22 body is rated tier 22.

# OLDCASTLE POLYMER 2436 Continued

RATING	PART #	DESC 1	DESC 2	COLOR	DEPTH	ITEM WEIGHT	PALLET QTY	DESIGN LOAD (LB)	QUICK SHIP
T15	24361633	Unit, PC2436-36, T15 -"Electric"	PC243636-T15	Gray	36"	399.0	1	15,000	
T15	24361634	Unit, PC2436-36, T15_'FIBER OPTICS'	PC243636-T15_457	Gray	36"	399.0	1	15,000	
T15	24361635	Unit, PC2436-36, T15 -"Street Lighting"	PC243636-T15	Gray	36"	399.0	1	15,000	
T15	24361636	Unit, PC2436-36, T15 -"Traffic Signal"	PC243636-T15	Gray	36"	399.0	1	15,000	
T15	24361470	Unit, PC2436-36/SYN2436 T15 HBlt WAX_'MKNG PLT REQ'	PC243636-T15	Gray	36"	399.0	1	15,000	
T22	24361025	Unit, PC2436-18, T22 - "Electric"	PC243618-T22	Gray	18"	345.0	3	22,500	
T22	24361027	Unit, PC2436-18, T22 - Blank	PC243618-T22	Gray	18"	345.0	3	22,500	
T22	24361607	Unit, PC2436-18, T22_'FIBER OPTICS'	PC243618-T22_457	Gray	18"	345.0	3	22,500	
T22	24361608	Unit, PC2436-18, T22 - "Street Lighting"	PC243618-T22	Gray	18"	345.0	3	22,500	
T22	24361609	Unit, PC2436-18, T22 - "Traffic Signal"	PC243618-T22	Gray	18"	345.0	3	22,500	
T22	24361456	Unit, PC2436-18 T22 HBlt WAX_'MRKNG PLT REQ'	PC243618-T22_999	Gray	18"	345.0	3	22,500	
T22	24361028	Unit, PC2436-24, T22 - "Electric"	PC243624-T22	Gray	24"	380.0	2	22,500	
T22	24361030	Unit, PC2436-24, T22 - Blank	PC243624-T22	Gray	24"	380.0	2	22,500	
T22	24361206	Unit, PC2436-24, T22_'FIBER OPTICS'	PC243624-T22_457	Gray	24"	380.0	2	22,500	
T22	24361617	Unit, PC2436-24, T22 - "Street Lighting"	PC243624-T22	Gray	24"	380.0	2	22,500	
T22	24361618	Unit, PC2436-24, T22 - "Traffic Signal"	PC243624-T22	Gray	24"	380.0	2	22,500	
T22	24361461	Unit, PC2436-24 T22 HBlt WAX_'MARKING PLATE REQ'	PC243624-T22_999	Gray	24"	380.0	2	22,500	
T22	24361466	Unit, PC2436-30 T22 HBlt WAX_'MRKNG PLT REQ'	PC243630-T22_999	Gray	30"	425.0	2	22,500	
T22	24361626	Unit, PC2436-30, T22 - "Electric"	PC243630-T22	Gray	30"	425.0	2	22,500	

# OLDCASTLE POLYMER 3048



Polymer Concrete - 30" x 48"



MEDIUM DUTY  
ANSI/SCTE TIER 15



HEAVY DUTY  
ANSI/SCTE TIER 22



RATING	PART #	DESC 1	DESC 2	COLOR	DEPTH	ITEM WEIGHT	PALLET QTY	DESIGN LOAD (LB)	QUICK SHIP
<b>Body - 3048</b>									
T22	30482008	Body, PC3048-18,SW	PC304818SW	Gray	18"	188.0	2	22,500	
T22	30482021	Body, PC3048-24,SW	PC304824SW	Gray	24"	234.0	2	22,500	
T22	30482020	Body, PC3048-30,SW	PC304830SW	Gray	30"	301.0	1	22,500	
T22	30482017	Body, PC3048-36,SW	PC304836SW	Gray	36"	307.0	1	22,500	
<b>Lid - 3048</b>									
T15	30484602	Lid, PC3048-T, T15 - Blank,2pc	PC3048T-T15	Gray	-	220.0	5	15,000	
T15	30484606	Lid, PC3048-T, T15 -"Electric",2pc	PC3048T-T15	Gray	-	220.0	5	15,000	
T15	30484607	Lid, PC3048-T, T15_'FIBER OPTICS'_2pc	PC3048T-T15_457	Gray	-	220.0	5	15,000	
T15	30484608	Lid, PC3048-T, T15 -"Ground",2pc	PC3048T-T15	Gray	-	220.0	5	15,000	
T15	30484609	Lid, PC3048-T, T15 -"Street Lighting",2pc	PC3048T-T15	Gray	-	220.0	5	15,000	
T15	30484611	Lid, PC3048-T, T15 -"Traffic Signal",2pc	PC3048T-T15	Gray	-	220.0	5	15,000	
T15	30484694	Lid, PC3048-T, T15 -SPECIAL,2pc w/	PC3048T-T15 999	Gray	-	220.0	5	15,000	
T22	30484001	Lid, PC3048-T, T22 - "Electric",2pc	PC3048T-T22	Gray	-	338.0	5	22,500	
T22	30484003	Lid, PC3048-T, T22 - Blank,2pc	PC3048T-T22	Gray	-	338.0	5	22,500	
T22	30484011	Lid, PC3048-T,T22 - "Electric"	PC3048T-T22 1pc	Gray	-	338.0	5	22,500	
T22	30484012	Lid, PC3048-T, T22 - "Fiber Optics",2pc	PC3048T-T22	Gray	-	338.0	5	22,500	
T22	30484015	Lid, PC3048-T, T22 - "Traffic Signal",2pc	PC3048T-T22	Gray	-	338.0	5	22,500	
T22	30484613	Lid, PC3048-T, T22 - "Street Lighting",2pc	PC3048T-T22	Gray	-	338.0	5	22,500	
T22	30484614	Lid, PC3048-T, T22 - 4x8 MRKNG PLT REQ,2pc	PC3048T-T22	Gray	-	338.0	5	22,500	
<b>Unit - 3048 (Units come standard with Body-Open Bottom, Lid, and SS Hex Bolt Floating Nut Hardware)</b>									
T15	30481600	Unit, PC3048-18, T15 - Blank	PC304818-T15	Gray	18"	408.0	2	15,000	
T15	30481603	Unit, PC3048-18, T15 -"Electric"	PC304818-T15	Gray	18"	408.0	2	15,000	
T15	30481604	Unit, PC3048-18, T15_'FIBER OPTICS'	PC304818-T15_457	Gray	18"	408.0	2	15,000	

CONTINUED ON NEXT PAGE

Products are rated by the lowest component rating.  
Tier 15 cover with a tier 22 body is rated tier 15.  
Tier 22 cover with a tier 22 body is rated tier 22.

# OLDCASTLE POLYMER 3048 Continued

OLDCASTLE POLYMER

3048

RATING	PART #	DESC 1	DESC 2	COLOR	DEPTH	ITEM WEIGHT	PALLET QTY	DESIGN LOAD (LB)	QUICK SHIP
T15	30481605	Unit, PC3048-18, T15 -"Street Lighting"	PC304818-T15	Gray	18"	408.0	2	15,000	
T15	30481606	Unit, PC3048-18, T15 -"Traffic Signal"	PC304818-T15	Gray	18"	408.0	2	15,000	
T15	30481455	Unit, PC3048-18/SYN3048 T15 HBlt WAX_'MRKNG PLT REQ.'	PC304818-T15	Gray	18"	408.0	2	15,000	
T15	30481612	Unit, PC3048-24, T15 - Blank	PC304824-T15	Gray	24"	454.0	2	15,000	
T15	30481615	Unit, PC3048-24, T15 -"Electric"	PC304824-T15	Gray	24"	454.0	2	15,000	
T15	30481616	Unit, PC3048-24, T15_'FIBER OPTICS'	PC304824-T15_457	Gray	24"	454.0	2	15,000	
T15	30481617	Unit, PC3048-24, T15 -"Street Lighting"	PC304824-T15	Gray	24"	454.0	2	15,000	
T15	30481460	Unit, PC3048-24/SYN3048 T15 HBlt WAX_'MRKNG PLT REQ.'	PC304824-T15	Gray	24"	454.0	2	15,000	
T15	30481622	Unit, PC3048-30, T15 - Blank	PC304830-T15	Gray	30"	521.0	2	15,000	
T15	30481625	Unit, PC3048-30, T15 -"Electric"	PC304830-T15	Gray	30"	521.0	2	15,000	
T15	30481627	Unit, PC3048-30, T15 -"Street Lighting"	PC304830-T15	Gray	30"	521.0	2	15,000	
T15	30481628	Unit, PC3048-30, T15 -"Traffic Signal"	PC304830-T15	Gray	30"	521.0	2	15,000	
T15	30481618	Unit, PC3048-24, T15 -"Traffic Signal"	PC304824-T15	Gray	36"	543.0	1	15,000	
T15	30481634	Unit, PC3048-36, T15 - Blank	PC304836-T15	Gray	36"	543.0	1	15,000	
T15	30481637	Unit, PC3048-36, T15 -"Electric"	PC304836-T15	Gray	36"	543.0	1	15,000	
T15	30481638	Unit, PC3048-36, T15_'FIBER OPTICS'	PC304836-T15_457	Gray	36"	543.0	1	15,000	
T15	30481639	Unit, PC3048-36, T15 -"Street Lighting"	PC304836-T15	Gray	36"	543.0	1	15,000	
T15	30481640	Unit, PC3048-36, T15 -"Traffic Signal"	PC304836-T15	Gray	36"	543.0	1	15,000	
T15	30481470	Unit, PC3048-36/SYN3048 T15 HBlt WAX_'MRKNG PLT REQ.'	PC304836-T15	Gray	36"	543.0	1	15,000	
T22	30481001	Unit, PC3048-18, T22 -"Electric"	PC304818-T22	Gray	18"	526.0	2	22,500	
T22	30481003	Unit, PC3048-18, T22 - Blank	PC304818-T22	Gray	18"	526.0	2	22,500	
T22	30481609	Unit, PC3048-18, T22_'FIBER OPTICS'	PC304818-T22_457	Gray	18"	526.0	2	22,500	
T22	30481610	Unit, PC3048-18, T22 -"Street Lighting"	PC304818-T22	Gray	18"	526.0	2	22,500	
T22	30481611	Unit, PC3048-18, T22 -"Traffic Signal"	PC304818-T22	Gray	18"	526.0	2	22,500	
T22	30481456	Unit, PC3048-18 T22 HBlt WAX_'MRKNG PLT REQ.'	PC304818-T22_999	Gray	18"	526.0	2	22,500	
T22	30481004	Unit, PC3048-24, T22 -"Electric"	PC304824-T22	Gray	24"	572.0	2	22,500	
T22	30481006	Unit, PC3048-24, T22 - Blank	PC304824-T22	Gray	24"	572.0	2	22,500	
T22	30481058	Unit, PC3048-24, T22 -"Traffic Signal"	PC304824-T22	Gray	24"	572.0	2	22,500	
T22	30481620	Unit, PC3048-24, T22_'FIBER OPTICS'	PC304824-T22_457	Gray	24"	572.0	2	22,500	
T22	30481621	Unit, PC3048-24, T22 -"Street Lighting"	PC304824-T22	Gray	24"	572.0	2	22,500	
T22	30481461	Unit, PC3048-24 T22 HBlt WAX_'MRKNG PLT REQ.'	PC304824-T22_999	Gray	24"	572.0	2	22,500	
T22	30481632	Unit, PC3048-30, T22 -"Street Lighting"	PC304830-T22	Gray	30"	639.0	2	22,500	
T22	30481633	Unit, PC3048-30, T22 -"Traffic Signal"	PC304830-T22	Gray	30"	639.0	2	22,500	
T22	30481007	Unit, PC3048-30, T22 -"Electric"	PC304830-T22	Gray	30"	639.0	2	22,500	
T22	30481009	Unit, PC3048-30, T22 - Blank	PC304830-T22	Gray	30"	639.0	2	22,500	
T22	30481010	Unit, PC3048-36, T22 -"Electric"	PC304836-T22	Gray	36"	661.0	1	22,500	
T22	30481012	Unit, PC3048-36, T22 - Blank	PC304836-T22	Gray	36"	661.0	1	22,500	
T22	30481642	Unit, PC3048-36, T22_'FIBER OPTICS'	PC304836-T22_457	Gray	36"	661.0	1	22,500	
T22	30481643	Unit, PC3048-36, T22 -"Street Lighting"	PC304836-T22	Gray	36"	661.0	1	22,500	
T22	30481644	Unit, PC3048-36, T22 -"Traffic Signal"	PC304836-T22	Gray	36"	661.0	1	22,500	
T22	30481471	Unit, PC3048-36 T22 HBlt WAX_'MRKNG PLT REQ.'	PC304836-T22_999	Gray	36"	661.0	1	22,500	

Products are rated by the lowest component rating.  
 Tier 15 cover with a tier 22 body is rated tier 15.  
 Tier 22 cover with a tier 22 body is rated tier 22.

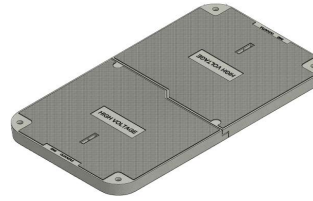


# OLDCASTLE POLYMER 3060

Polymer Concrete - 30" x 60"



HEAVY DUTY  
ANSI/SCTE TIER 22



RATING	PART #	DESC 1	DESC 2	COLOR	DEPTH	ITEM WEIGHT	PALLET QTY	DESIGN LOAD (LB)	QUICK SHIP
<b>Body - 3060</b>									
T22	30602001	Body, PC 3060-24	4x 1/2 in. Fltg Nut	Gray	24"	325.0	2	22,500	
T22	30602002	Body, PC 3060-30	4x 1/2 in. Fltg Nut	Gray	30"	367.0	1	22,500	
T22	30602006	Body, PC 3060-36	4x 1/2 in. Fltg Nut	Gray	36"	409.0	1	22,500	
<b>Lid - 3060</b>									
T22	30604002	Lid, PC 3060 2pc Kit - No Mark	2pc Assembly	Gray	-	480.0	4	22,500	
<b>Unit - 3060 (Units come standard with Body-Open Bottom, Lid, and SS Hex Bolt Floating Nut Hardware)</b>									
T15	30601460	Unit, PC3060-24 T15 HBlt WAX_'MRKNG PLT REQ'	4x 1/2 in. 2pc FCvr	Gray	24"	656.0	2	15,000	
T15	30601470	Unit, PC3060-36 T15 HBlt WAX_'MRKNG PLT REQ'	4x 1/2 in. 2pc FCvr	Gray	24"	927.0	2	15,000	
T22	30601007	Unit, PC 3060-24 w/HBlt - "Electric"	4x 1/2 in. 2pc FCvr	Gray	24"	805.0	2	22,500	
T22	30601002	Unit, PC 3060-24 w/HBlt - No Mark	4x 1/2 in. 2pc FCvr	Gray	24"	805.0	2	22,500	
T22	30601007	Unit, PC 3060-24 w/HBlt - "Electric"	4x 1/2 in. 2pc FCvr	Gray	24"	805.0	2	22,500	
T22	30601461	Unit, PC3060-24 T22 HBlt WAX_'MRKNG PLT REQ'	4x 1/2 in. 2pc FCvr	Gray	24"	805.0	2	22,500	
T22	30601005	Unit, PC 3060-36 w/HBlt - "Electric"	4x 1/2 in. 2pc FCvr	Gray	36"	889.0	1	22,500	
T22	30601006	Unit, PC 3060-36 w/HBlt - No Mark	4x 1/2 in. 2pc FCvr	Gray	36"	889.0	1	22,500	
T22	30601471	Unit, PC3060-36 T22 HBlt WAX_'MRKNG PLT REQ'	4x 1/2 in. 2pc FCvr	Gray	36"	889.0	1	22,500	

# OLDCASTLE POLYMER 3636

Polymer Concrete - 36" x 36"



MEDIUM DUTY  
ANSI/SCTE TIER 15



HEAVY DUTY  
ANSI/SCTE TIER 22



RATING	PART #	DESC 1	DESC 2	COLOR	DEPTH	ITEM WEIGHT	PALLET QTY	DESIGN LOAD (LB)	QUICK SHIP
<b>Body - 3636</b>									
T22	36362600	Body, PC3636-36,SW	PC363636SW	Gray	36"	291.0	1	22,500	
T22	36362601	Body, PC3636-48,SW	PC363648SW	Gray	48"	370.0	1	22,500	
<b>Lid - 3636</b>									
T15	36364604	Lid, PC3636-T, T15 - Blank	PC3636T-T15	Gray	-	235.0	5	15,000	
T15	36364608	Lid, PC3636-T, T15 - "Electric"	PC3636T-T15	Gray	-	235.0	5	15,000	
T15	36364609	Lid, PC3636-T, T15_'FIBER OPTICS'	PC3636T-T15_457	Gray	-	235.0	5	15,000	
T15	36364610	Lid, PC3636-T, T15 - "Ground"	PC3636T-T15	Gray	-	235.0	5	15,000	
T15	36364611	Lid, PC3636-T, T15 - "Street Lighting"	PC3636T-T15	Gray	-	235.0	5	15,000	
T15	36364613	Lid, PC3636-T, T15 - "Traffic Signal"	PC3636T-T15	Gray	-	235.0	5	15,000	
T15	36364694	Lid, PC3636-T, T15 -SPECIAL w/MARKING PLATE	PC3636T-T15 999	Gray	-	235.0	5	15,000	
T22	36364616	Lid, PC3636-T, T22 - "Electric"	PC3636T-T22	Gray	-	335.0	5	22,500	
T22	36364617	Lid, PC3636-T, T22_'FIBER OPTICS'	PC3636T-T22_457	Gray	-	335.0	5	22,500	
T22	36364618	Lid, PC3636-T, T22 - "Ground"	PC3636T-T22	Gray	-	335.0	5	22,500	
T22	36364619	Lid, PC3636-T, T22 - "Street Lighting"	PC3636T-T22	Gray	-	335.0	5	22,500	
T22	36364621	Lid, PC3636-T, T22 - "Traffic Signal"	PC3636T-T22	Gray	-	335.0	5	22,500	
T22	36364622	Lid, PC3636-T, T22 - Blank	PC3636T-T22	Gray	-	335.0	5	22,500	
T22	36364695	Lid, PC3636-T, T22 - SPECIAL w/MARKING PLATE	PC3636T-T22 999	Gray	-	335.0	5	22,500	

CONTINUED ON NEXT PAGE

Products are rated by the lowest component rating.  
Tier 15 cover with a tier 22 body is rated tier 15.  
Tier 22 cover with a tier 22 body is rated tier 22.

# OLDCASTLE POLYMER 3636 Continued


OLDCASTLE POLYMER 3636 & 3648

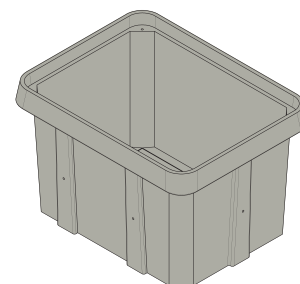
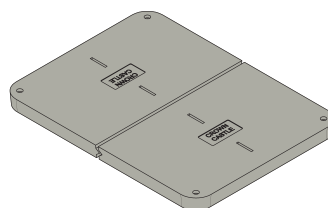
RATING	PART #	DESC 1	DESC 2	COLOR	DEPTH	ITEM WEIGHT	PALLET QTY	DESIGN LOAD (LB)	QUICK SHIP
<b>Unit - 3636 (Units come standard with Body-Open Bottom, Lid, and SS Hex Bolt Floating Nut Hardware)</b>									
T15	36361600	Unit, PC3636-36, T15 - Blank	PC363636-T15	Gray	36"	526.0	1	15,000	
T15	36361603	Unit, PC3636-36, T15 - "Electric"	PC363636-T15	Gray	36"	526.0	1	15,000	
T15	36361604	Unit, PC3636-36, T15_ 'FIBER OPTICS'	PC363636-T15_457	Gray	36"	526.0	1	15,000	
T15	36361605	Unit, PC3636-36, T15 - "Street Lighting"	PC363636-T15	Gray	36"	526.0	1	15,000	
T15	36361606	Unit, PC3636-36, T15 - "Traffic Signal"	PC363636-T15	Gray	36"	526.0	1	15,000	
T15	36361470	Unit, PC3636-36 T15 HBlT WAX_ 'MRKNG PLT REQ'	PC363636-T15_999	Gray	36"	526.0	1	15,000	
T15	36361614	Unit, PC3636-48, T15 - Blank	PC363648-T15	Gray	48"	605.0	1	15,000	
T15	36361475	Unit, PC3636-48 T15 HBlT WAX_ 'MRKNG PLT REQ'	PC363648-T15_999	Gray	48"	605.0	1	15,000	
T15	36361617	Unit, PC3636-48, T15 - "Electric"	PC363648-T15	Gray	48"	605.0	1	15,000	
T15	36361618	Unit, PC3636-48, T15_ 'FIBER OPTICS'	PC363648-T15_457	Gray	48"	605.0	1	15,000	
T15	36361619	Unit, PC3636-48, T15 - "Street Lighting"	PC363648-T15	Gray	48"	605.0	1	15,000	
T15	36361620	Unit, PC3636-48, T15 - "Traffic Signal"	PC363648-T15	Gray	48"	605.0	1	15,000	
T22	36361471	Unit, PC3636-36 T22 HBlT WAX_ 'MRKNG PLT REQ'	PC3636T-T22_999	Gray	36"	720.0	1	22,500	
T22	36361609	Unit, PC3636-36, T22 - "Electric"	PC363636-T22	Gray	36"	626.0	1	22,500	
T22	36361610	Unit, PC3636-36, T22_ 'FIBER OPTICS'	PC363636-T22_457	Gray	36"	626.0	1	22,500	
T22	36361611	Unit, PC3636-36, T22 - "Street Lighting"	PC363636-T22	Gray	36"	626.0	1	22,500	
T22	36361612	Unit, PC3636-36, T22 - "Traffic Signal"	PC363636-T22	Gray	36"	626.0	1	22,500	
T22	36361613	Unit, PC3636-36, T22 - Blank	PC363636-T22	Gray	36"	626.0	1	22,500	
T22	36361623	Unit, PC3636-48, T22 - "Electric"	PC363648-T22	Gray	48"	705.0	1	22,500	
T22	36361624	Unit, PC3636-48, T22_ 'FIBER OPTICS'	PC363648-T22_457	Gray	48"	705.0	1	22,500	
T22	36361625	Unit, PC3636-48, T22 - "Street Lighting"	PC363648-T22	Gray	48"	705.0	1	22,500	
T22	36361626	Unit, PC3636-48, T22 - "Traffic Signal"	PC363648-T22	Gray	48"	705.0	1	22,500	
T22	36361627	Unit, PC3636-48, T22 - Blank	PC363648-T22	Gray	48"	705.0	1	22,500	
T22	36361476	Unit, PC3636-48 T22 HBlT WAX_ 'MRKNG PLT REQ'	PC3636T-T22_999	Gray	48"	808.0	1	22,500	

# OLDCASTLE POLYMER 3648

Polymer Concrete - 36" x 48"

 MEDIUM DUTY  
ANSI/SCTE TIER 15

 HEAVY DUTY  
ANSI/SCTE TIER 22




RATING	PART #	DESC 1	DESC 2	COLOR	DEPTH	ITEM WEIGHT	PALLET QTY	DESIGN LOAD (LB)	QUICK SHIP
<b>Body - 3648</b>									
T22	36482111	Body, PC 3648-30 SW	PC3648-60 T22	Gray	30"	627.0	1	22,500	
<b>Lid - 3648</b>									
T15	36485111	Lid PC 3648 No Mark T15	PC3648-T15	Gray	-	203.0	1	15,000	
<b>Unit - 3348 (Units come standard with Body-Open Bottom, Lid, and SS Hex Bolt Floating Nut Hardware)</b>									
T15	36486111	Unit, PC 3648-30 No Mark T15	PC3648-30 T15	Gray	30"	995.0	1	15,000	

Products are rated by the lowest component rating.  
Tier 15 cover with a tier 22 body is rated tier 15.  
Tier 22 cover with a tier 22 body is rated tier 22.

# OLDCASTLE POLYMER 4848

Polymer Concrete - 48" x 48"

 MEDIUM DUTY  
ANSI/SCTE TIER 15

 HEAVY DUTY  
ANSI/SCTE TIER 22

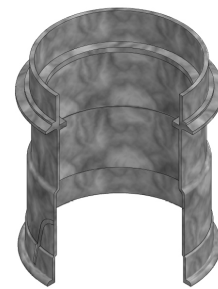
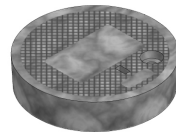


RATING	PART #	DESC 1	DESC 2	COLOR	DEPTH	ITEM WEIGHT	PALLET QTY	DESIGN LOAD (LB)	QUICK SHIP
<b>Body - 4848</b>									
T22	48482600	Body, PC4848-36,SW	PC484836SW	Gray	36"	585.0	1	22,500	
T22	48482601	Body, PC4848-48,SW	PC484848SW	Gray	48"	754.0	1	22,500	
<b>Lid - 4848</b>									
T15	48484602	Lid, PC4848-T, T15 - "Blank",2PC	PC4848D-T15	Gray	-	410.0	4	15,000	
T15	48484603	Lid, PC4848, T15 - 2pc MRKNG PLT REQ	PC4848T-T22	Gray	-	410.0	4	15,000	
T15	48484606	Lid, PC4848-T, T15 -"Electric",2pc	PC4848T-T15	Gray	-	410.0	4	15,000	
T15	48484607	Lid, PC4848-T, T15_'FIBER OPTICS'_2pc	PC4848T-T15_457	Gray	-	410.0	4	15,000	
T15	48484608	Lid, PC4848-T, T15 -"Ground",2pc	PC4848T-T15	Gray	-	410.0	4	15,000	
T15	48484609	Lid, PC4848-T, T15 -"Street Lighting",2pc	PC4848T-T15	Gray	-	410.0	4	15,000	
T15	48484611	Lid, PC4848-T, T15 -"Traffic Signal",2pc	PC4848T-T15	Gray	-	410.0	4	15,000	
T22	48484614	Lid, PC4848-T, T22 - "Electric",2pc	PC4848T-T22	Gray	-	640.0	4	22,500	
T22	48484615	Lid, PC4848-T, T22_'FIBER OPTICS'_2pc	PC4848T-T22_457	Gray	-	640.0	4	22,500	
T22	48484616	Lid, PC4848-T, T22 - "Ground",2pc	PC4848T-T22	Gray	-	640.0	4	22,500	
T22	48484617	Lid, PC4848-T, T22 - "Street Lighting",2pc	PC4848T-T22	Gray	-	640.0	4	22,500	
T22	48484619	Lid, PC4848-T, T22 - "Traffic Signal",2pc	PC4848T-T22	Gray	-	640.0	4	22,500	
T22	48484620	Lid, PC4848-T, T22 - Blank,2pc	PC4848T-T22	Gray	-	640.0	4	22,500	
T22	48484621	Lid, PC4848, T22 - 2pc MRKNG PLT REQ	PC4848T-T22	Gray	-	640.0	4	22,500	
<b>Unit - 4848 (Units come standard with Body-Open Bottom, Lid, and SS Hex Bolt Floating Nut Hardware)</b>									
T15	48481600	Unit, PC4848-36, T15 - Blank	PC484836-T15	Gray	36"	995.0	1	15,000	
T15	48481603	Unit, PC4848-36, T15 -"Electric"	PC484836-T15	Gray	36"	995.0	1	15,000	
T15	48481604	Unit, PC4848-36, T15_'FIBER OPTICS'	PC484836-T15_457	Gray	36"	995.0	1	15,000	
T15	48481605	Unit, PC4848-36, T15 -"Street Lighting"	PC484836-T15	Gray	36"	995.0	1	15,000	
T15	48481606	Unit, PC4848-36, T15 -"Traffic Signal"	PC484836-T15	Gray	36"	995.0	1	15,000	
T15	48481470	Unit, PC4848-36 T15 HBlt WAX_'MRKNG PLT REQ'	PC484836-T15_999	Gray	36"	995.0	1	15,000	
T15	48481614	Unit, PC4848-48, T15 - Blank	PC484848-T15	Gray	48"	1225.0	1	15,000	
T15	48481617	Unit, PC4848-48, T15 -"Electric"	PC484848-T15	Gray	48"	1225.0	1	15,000	
T15	48481618	Unit, PC4848-48, T15_'FIBER OPTICS'	PC484848-T15_457	Gray	48"	1225.0	1	15,000	
T15	48481619	Unit, PC4848-48, T15 -"Street Lighting"	PC484848-T15	Gray	48"	1225.0	1	15,000	
T15	48481620	Unit, PC4848-48, T15 -"Traffic Signal"	PC484848-T15	Gray	48"	1225.0	1	15,000	
T15	48481475	Unit, PC4848-48 T15 HBlt WAX_'MRKNG PLT REQ'	PC484848-T15	Gray	48"	1225.0	1	15,000	
T22	48481609	Unit, PC4848-36, T22 - "Electric"	PC484836-T22	Gray	36"	1164.0	1	22,500	
T22	48481610	Unit, PC4848-36, T22- 2pc 'Fiber Optic'	PC484836-T22_2457	Gray	36"	1164.0	1	22,500	
T22	48481611	Unit, PC4848-36, T22 - "Street Lighting"	PC484836-T22	Gray	36"	1164.0	1	22,500	
T22	48481612	Unit, PC4848-36, T22 - "Traffic Signal"	PC484836-T22	Gray	36"	1164.0	1	22,500	
T22	48481613	Unit, PC4848-36, T22 - Blank	PC484836-T22	Gray	36"	1164.0	1	22,500	
T22	48481471	Unit, PC4848-36 T22 HBlt WAX_'MRKNG PLT REQ'	PC484836-T22_999	Gray	36"	1164.0	1	22,500	
T22	48481623	Unit, PC4848-48, T22 - "Electric"	PC484848-T22	Gray	48"	1394.0	1	22,500	
T22	48481624	Unit, PC4848-48, T22_'FIBER OPTICS'	PC484848-T22_2457	Gray	48"	1394.0	1	22,500	
T22	48481625	Unit, PC4848-48, T22 - "Street Lighting"	PC484848-T22	Gray	48"	1394.0	1	22,500	
T22	48481626	Unit, PC4848-48, T22 - "Traffic Signal"	PC484848-T22	Gray	48"	1394.0	1	22,500	
T22	48481627	Unit, PC4848-48, T22 - Blank	PC484848-T22	Gray	48"	1394.0	1	22,500	
T22	48481476	Unit, PC4848-48 T22 HBlt WAX_'MRKNG PLT REQ'	PC484848-T22	Gray	48"	1394.0	1	22,500	

Products are rated by the lowest component rating.  
Tier 15 cover with a tier 22 body is rated tier 15.  
Tier 22 cover with a tier 22 body is rated tier 22.

# FIBRELYTE® FL08

Composite - 8" Diameter





MEDIUM DUTY  
ANSI/SCTE TIER 8

RATING	PART #	DESC 1	DESC 2	COLOR	DEPTH	ITEM WEIGHT	PALLET QTY	DESIGN LOAD (LB)	QUICK SHIP
<b>Body - FL08</b>									
T8	02006005	Box, FL08 T	FL08TBOX	Gray	12"	6.0	64	8,000	
<b>Lid - FL08</b>									
T8	02006135	Lid, FL08 T Electric	FL08T011	Gray	-	2.0	100	8,000	
T8	02006125	Lid, FL08 T Blank	FL08T000	Gray	-	2.0	100	8,000	

# FIBRELYTE® FL09

Composite - 10" x 15"



MEDIUM DUTY  
ANSI/SCTE TIER 8


RATING	PART #	DESC 1	DESC 2	COLOR	DEPTH	ITEM WEIGHT	PALLET QTY	DESIGN LOAD (LB)	QUICK SHIP
<b>Body - FL09</b>									
T8	02011000	Box, FL09 T	FL09TBOX	Gray	12"	17.0	48	8,000	
<b>Lid - FL09</b>									
T8	02006165	Lid, FL09 T - No Mark	FL09T000	Gray	-	9.0	120	8,000	
T8	02006175	Lid, FL09 T - "Electric"	FL09T011	Gray	-	9.0	120	8,000	
T8	02006180	Lid, FL09 T - "Traffic Signal"	FL09T032	Gray	-	9.0	120	8,000	
T8	02006195	Lid, FL09 T - "Street Lighting"	FL09T022	Gray	-	9.0	120	8,000	

FIBRELYTE



FL08 & FL09

# FIBRELYTE® FL12

Composite - 12" x 20"

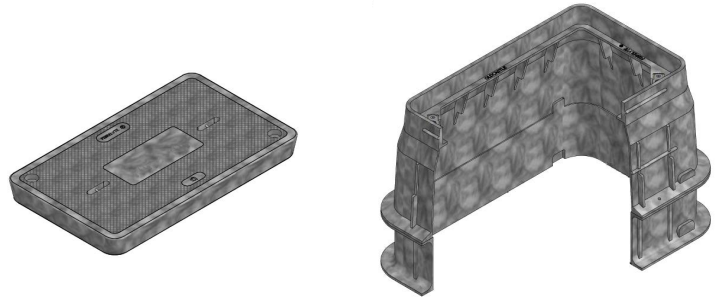


 MEDIUM DUTY  
ANSI/SCTE TIER 8







RATING	PART #	DESC 1	DESC 2	COLOR	DEPTH	ITEM WEIGHT	PALLET QTY	DESIGN LOAD (LB)	QUICK SHIP
<b>Body - FL12</b>									
T8	02001029	Box, FL12 T 12 (No Mouseholes)	FL12TBOX12 - NM	Gray	12"	28.0	30	8,000	
<b>Lid - FL12</b>									
T8	02006209	Lid, FL12 T - No Mark	FL12T000	Gray	-	11.0	80	8,000	
T8	02006215	Lid, FL12 T - "Electric"	FL12T011	Gray	-	11.0	80	8,000	

# FIBRELYTE® FL30

Composite - 13" x 24"



 MEDIUM DUTY  
ANSI/SCTE TIER 8

RATING	PART #	DESC 1	DESC 2	COLOR	DEPTH	ITEM WEIGHT	PALLET QTY	DESIGN LOAD (LB)	QUICK SHIP
<b>Body - FL30</b>									
T8	02006040	Box, FL30 T 12"	FL30TBOX12	Gray	12"	26.0	24	8,000	
T8	02006045	Box, FL30 T 18"	FL30TBOX18	Gray	18"	36.0	18	8,000	
T8	02006050	Box, FL30 T 20"	FL30TBOX20	Gray	20"	38.0	15	8,000	
T8	02006052	Box, FL30 T 24"	FL30TBOX24	Gray	24"	45.0	12	8,000	
<b>Extension - FL30</b>									
T8	02001090	Extension, FL30 6"	FL30X6	Gray	6"	8.0	42	8,000	
T8	02001095	Extension, FL30 8"	FL30X8	Gray	8"	10.0	27	8,000	
<b>Lid - FL30</b>									
T8	02006260	Lid, FL30 T - No Mark	FL30T000	Gray	-	21.0	60	8,000	
T8	02006270	Lid, FL30 T - "Electric"	FL30T011	Gray	-	21.0	60	8,000	
T8	02006275	Lid, FL30 T - "Traffic Signal"	FL30T032	Gray	-	21.0	60	8,000	
T8	02006285	Lid, FL30 T - "Street Lighting"	FL30T022	Gray	-	21.0	60	8,000	
T8	02006339	Lid, FL30 T - "Traffic"	FL30T102	Gray	-	21.0	60	8,000	
T8	02006361	Lid, FL30 T_'FIBER OPTIC'	FL30T_206	Gray	-	21.0	60	8,000	
T8	02006552	Lid, FL30 T - "Ground"	FL30T017	Gray	-	21.0	60	8,000	
T8	02006557	Lid, FL30 T - "Lighting"	FL30T021	Gray	-	21.0	60	8,000	

FIBRELYTE



FL12 & FL30

Products are rated by the lowest component rating.  
Tier 15 cover with a tier 22 body is rated tier 15.  
Tier 22 cover with a tier 22 body is rated tier 22.



# FIBRELYTE® FL36

Composite - 17" x 30"

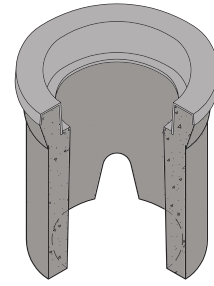
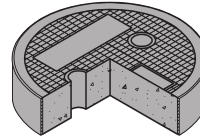


MEDIUM DUTY  
ANSI/SCTE TIER 8

RATING	PART #	DESC 1	DESC 2	COLOR	DEPTH	ITEM WEIGHT	PALLET QTY	DESIGN LOAD (LB)	QUICK SHIP
<b>Body - FL36</b>									
T8	02006095	Box, FL36 T 12"	FL36TBOX12	Gray	12"	42.0	16	8,000	
T8	02006100	Box, FL36 T 18"	FL36TBOX18	Gray	18"	56.0	12	8,000	
T8	02006105	Box, FL36 T 20"	FL36TBOX20	Gray	20"	61.0	10	8,000	
T8	02006110	Box, FL36 T 24"	FL36TBOX24	Gray	24"	68.0	8	8,000	
<b>Extension - FL36</b>									
T8	02001160	Extension, FL36 6"	FL36X6	Gray	6"	11.0	24	8,000	
T8	02001165	Extension, FL36 8"	FL36X8	Gray	8"	16.0	18	8,000	
<b>Lid - FL36</b>									
T8	02006385	Lid, FL36 T - No Mark	FL36T000	Gray	-	36.0	30	8,000	
T8	02006395	Lid, FL36 T - "Electric"	FL36T011	Gray	-	36.0	30	8,000	
T8	02006400	Lid, FL36 T - "Traffic Signal"	FL36T032	Gray	-	36.0	30	8,000	
T8	02006410	Lid, FL36 T - "Street Lighting"	FL36T022	Gray	-	36.0	30	8,000	
T8	02006422	Lid, FL36 T - "Power"	FL36T019	Gray	-	36.0	30	8,000	
T8	02006432	Lid, FL36 T - "Lighting"	FL36T021	Gray	-	36.0	30	8,000	
T8	02006437	Lid, FL36 T - "Traffic"	FL36T102	Gray	-	36.0	30	8,000	
T8	02006598	Lid, FL36 T - "Signal"	FL36T013	Gray	-	36.0	30	8,000	
T8	02006622	Lid, FL36 T_'FIBER OPTICS'	FL36T_206	Gray	-	36.0	30	8,000	

# CHRISTY® F08

Concrete - 9" Diameter

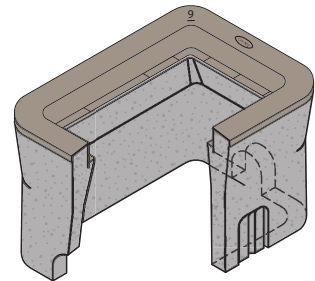
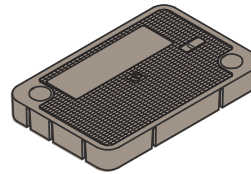


LIGHT DUTY  
PEDESTRIAN / GREENBELT

RATING	PART #	DESC 1	DESC 2	COLOR	DEPTH	ITEM WEIGHT	PALLET QTY	DESIGN LOAD (LB)	QUICK SHIP
<b>Body - F08 with Plastic Cap</b>									
Ped	1000370	Box, F08 Curb Valve	F08BOX	Gray	12"	43.0	48	300 (PSF)	
<b>Lid - F08 with Plastic Cap</b>									
Ped	1008980	Lid, F08 R - No Mark	F08R000	Gray	-	9.0	100	300 (PSF)	
Ped	1008750	Lid, F08 R - Electric	F08R011	Gray	-	9.0	100	300 (PSF)	
Ped	1008800	Lid, F08 R - Ground	F08R017	Gray	-	9.0	100	300 (PSF)	
<b>Adapter for F14 and F22</b>									
Ped	3005000	ADS Adapter, Plastic 0862-AA, (F14/F22)	-	-	-	1.0		-	
<b>Extensions for Adapter</b>									
Ped	3005005	ADS Extension, Plastic, 6", (F14)	-	-	6"	1.0		-	
Ped	3005020	ADS Extension, Plastic, 18", (F22)	-	-	18"	1.0		-	

# CHRISTY® N09

Concrete - 10" x 15"



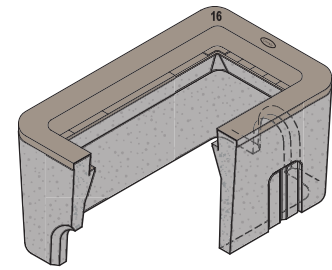
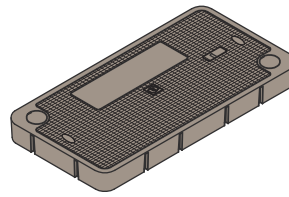
LIGHT DUTY  
PEDESTRIAN / GREENBELT

RATING	PART #	DESC 1	DESC 2	COLOR	DEPTH	ITEM WEIGHT	PALLET QTY	DESIGN LOAD (LB)	QUICK SHIP
<b>Body - N09 with Plastic Cap</b>									
Ped	1000025	Box, N09 Electrical	N09BOX	Gray	12"	96.0	28	300 (PSF)	
<b>Extension - N09</b>									
Ped	1000045	Extension, B09 X 12	B09X12	Gray	12"	87.0	28	300 (PSF)	
<b>Lid - N09 with Plastic Cap</b>									
Ped	1020030	Lid, N09 R - Electric	N09R011	Gray	-	23.0	60	300 (PSF)	
Ped	1020050	Lid, N09 R - Ground	N09R017	Gray	-	23.0	60	300 (PSF)	
Ped	1020053	Lid, N09 R - High Voltage	N09R020	Gray	-	23.0	60	300 (PSF)	
Ped	1020060	Lid, N09 R - Lighting	N09R021	Gray	-	23.0	60	300 (PSF)	
Ped	1020075	Lid, N09 R - Signal	N09R013	Gray	-	23.0	60	300 (PSF)	
Ped	1020076	Lid, N09 R - Site Lighting	N09R184	Gray	-	23.0	60	300 (PSF)	
Ped	1020080	Lid, N09 R - Street Lighting	N09R022	Gray	-	23.0	60	300 (PSF)	
Ped	1020095	Lid, N09 R - Traffic Signal	N09R032	Gray	-	23.0	60	300 (PSF)	
Ped	1020097	Lid, N09 R - Traffic	N09R102	Gray	-	23.0	60	300 (PSF)	

Products are rated by the lowest component rating.  
Tier 15 cover with a tier 22 body is rated tier 15.  
Tier 22 cover with a tier 22 body is rated tier 22.

# CHRISTY® N16

Concrete - 11" x 21"

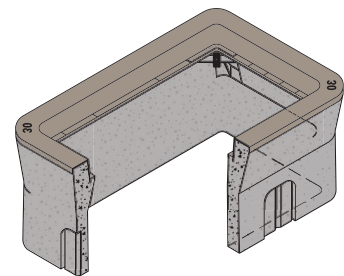
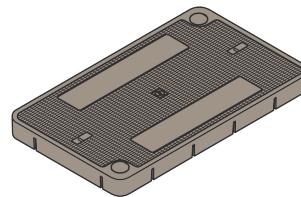


LIGHT DUTY  
PEDESTRIAN / GREENBELT

RATING	PART #	DESC 1	DESC 2	COLOR	DEPTH	ITEM WEIGHT	PALLET QTY	DESIGN LOAD (LB)	QUICK SHIP
<b>Body - N16 with Plastic Cap</b>									
Ped	1000090	Box, N16 Electrical	N16BOX	Gray	12"	129.0	20	300 (PSF)	
<b>Extension - N16</b>									
Ped	1000100	Extension, B16 X 12	B16X12	Gray	12"	120.0	20	300 (PSF)	
<b>Lid - N16 with Plastic Cap</b>									
Ped	1020400	Lid, N16 R - No Mark	N16R000	Gray	-	36.0	40	300 (PSF)	
Ped	1020510	Lid, N16 R - Electric™	N16R011	Gray	-	36.0	40	300 (PSF)	
Ped	1020514	Lid, N16 R - "FIBER OPTIC"	N16R206	Gray	-	36.0	40	300 (PSF)	
Ped	1020520	Lid, N16 R - Lighting™	N16R021	Gray	-	36.0	40	300 (PSF)	
Ped	1020530	Lid, N16 R - Power™	N16R019	Gray	-	36.0	40	300 (PSF)	
Ped	1020545	Lid, N16 R - Signal™	N16R013	Gray	-	36.0	40	300 (PSF)	
Ped	1020550	Lid, N16 R - Street Lighting™	N16R022	Gray	-	36.0	40	300 (PSF)	
Ped	1020570	Lid, N16 R - Traffic Signal™	N16R032	Gray	-	36.0	40	300 (PSF)	

# CHRISTY® N30

Concrete - 13" x 24"



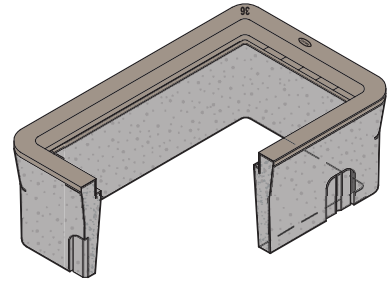
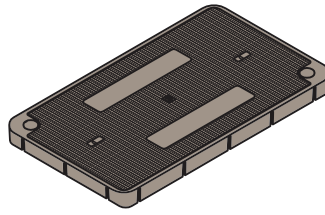
LIGHT DUTY  
PEDESTRIAN / GREENBELT

RATING	PART #	DESC 1	DESC 2	COLOR	DEPTH	ITEM WEIGHT	PALLET QTY	DESIGN LOAD (LB)	QUICK SHIP
<b>Body - N30 with Plastic Cap</b>									
Ped	1000115	Box, N30 Electric	N30BOX	Gray	12"	152.0	16	300 (PSF)	
<b>Extension - N30</b>									
Ped	1000140	Extension, N30 x 12"	N30X12	Gray	12"	154.0	16	300 (PSF)	
<b>Lid - N30 with Plastic Cap</b>									
Ped	1020700	Lid, N30 R - No Mark	N30R000	Gray	-	57.0	30	300 (PSF)	
Ped	1020750	Lid, N30 R - Electric	N30R011	Gray	-	57.0	30	300 (PSF)	
Ped	1020756	Lid, N30 R - "FIBER OPTIC"	N30R206	Gray	-	57.0	30	300 (PSF)	
Ped	1020761	Lid, N30 R - Ground	N30R017	Gray	-	57.0	30	300 (PSF)	
Ped	1020782	Lid, N30 R - Low Voltage	N30R227	Gray	-	57.0	30	300 (PSF)	
Ped	1020800	Lid, N30 R - Lighting	N30R021	Gray	-	57.0	30	300 (PSF)	
Ped	1020840	Lid, N30 R - Signal	N30R013	Gray	-	57.0	30	300 (PSF)	
Ped	1020880	Lid, N30 R - Street Lighting	N30R022	Gray	-	57.0	30	300 (PSF)	
Ped	1020936	Lid, N30 R - Traffic	N30R102	Gray	-	57.0	30	300 (PSF)	
Ped	1020950	Lid, N30 R - Traffic Signal	N30R032	Gray	-	57.0	30	300 (PSF)	

Products are rated by the lowest component rating.  
Tier 15 cover with a tier 22 body is rated tier 15.  
Tier 22 cover with a tier 22 body is rated tier 22.

# CHRISTY® N36

Concrete - 17" x 30"

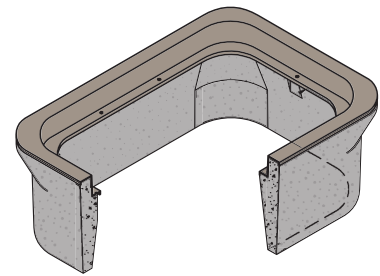
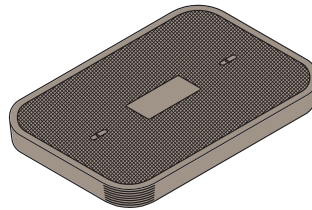


LIGHT DUTY  
PEDESTRIAN / GREENBELT

RATING	PART #	DESC 1	DESC 2	COLOR	DEPTH	ITEM WEIGHT	PALLET QTY	DESIGN LOAD (LB)	QUICK SHIP
<b>Body - N36 with Plastic Cap</b>									
Ped	1000155	Box, N36 Utility	N36BOX	Gray	12"	212.0	8	300 (PSF)	
<b>Extension - N36</b>									
Ped	1000185	Extension, N36 x 12"	N36X12	Gray	12"	191.0	8	300 (PSF)	
<b>Lid - N36 with Plastic Cap</b>									
Ped	1021000	Lid, N36 R - No Mark	N36R000	Gray	-	90.0	10	300 (PSF)	
Ped	1021050	Lid, N36 R - Electric	N36R011	Gray	-	90.0	10	300 (PSF)	
Ped	1021052	Lid, N36 R - 'FIBER OPTIC'	N36 R Fiber Optic	Gray	-	90.0	10	300 (PSF)	
Ped	1021056	Lid, N36 R - Ground	N36R017	Gray	-	90.0	10	300 (PSF)	
Ped	1021057	Lid, N36 R - High Voltage	N36R020	Gray	-	90.0	10	300 (PSF)	
Ped	1021065	Lid, N36 R - Lighting	N36R021	Gray	-	90.0	10	300 (PSF)	
Ped	1021068	Lid, N36 R - Power	N36R019	Gray	-	90.0	10	300 (PSF)	
Ped	1021090	Lid, N36 R - Signal	N36R013	Gray	-	90.0	10	300 (PSF)	
Ped	1021110	Lid, N36 R - Street Lighting	N36R022	Gray	-	90.0	10	300 (PSF)	
Ped	1021150	Lid, N36 R - Traffic Signal	N36R032	Gray	-	90.0	10	300 (PSF)	

# CHRISTY® N40

Concrete - 24" x 36"



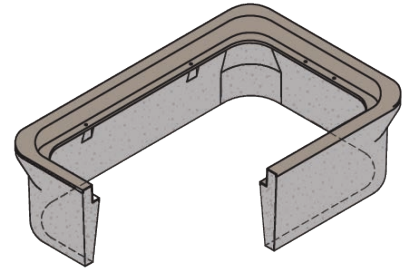
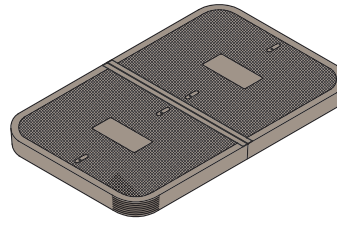
LIGHT DUTY  
PEDESTRIAN / GREENBELT

RATING	PART #	DESC 1	DESC 2	COLOR	DEPTH	ITEM WEIGHT	PALLET QTY	DESIGN LOAD (LB)	QUICK SHIP
<b>Body - N40 with Plastic Cap</b>									
Ped	1000200	Box, N40 Utility	N40BOX	Gray	14"	347.0	3	300 (PSF)	
<b>Extension - N40</b>									
Ped	1000205	Extension, N40 x 10"	N40X10	Gray	10"	324.0	3	300 (PSF)	
<b>Lid - N40 with Plastic Cap</b>									
Ped	1007140	Lid, N40 T - Electric	N40T011	Gray	-	201.0	5	300 (PSF)	
Ped	1007160	Lid, N40 T - Lighting	N40T021	Gray	-	201.0	5	300 (PSF)	
Ped	1007190	Lid, N40 T - Power	N40T019	Gray	-	201.0	5	300 (PSF)	
Ped	1007210	Lid, N40 T - Signal	N40T013	Gray	-	201.0	5	300 (PSF)	
Ped	1007250	Lid, N40 T - Traffic Signal	N40T032	Gray	-	201.0	5	300 (PSF)	
Ped	1007280	Lid, N40 T - No Mark	N40T000	Gray	-	201.0	5	300 (PSF)	

Products are rated by the lowest component rating.  
Tier 15 cover with a tier 22 body is rated tier 15.  
Tier 22 cover with a tier 22 body is rated tier 22.

# CHRISTY® N48

Concrete - 30" x 48"

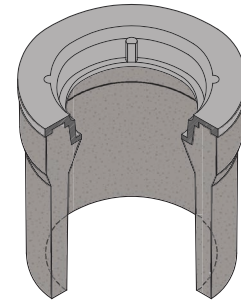
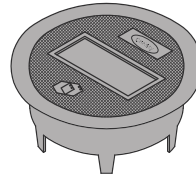


LIGHT DUTY  
PEDESTRIAN / GREENBELT

RATING	PART #	DESC 1	DESC 2	COLOR	DEPTH	ITEM WEIGHT	PALLET QTY	DESIGN LOAD (LB)	QUICK SHIP
<b>Body - N48 with Plastic Cap</b>									
Ped	1000230	Box, N48 Electrical	N48BOX	Gray	14"	457.0	3	300 (PSF)	
<b>Extension - N48</b>									
Ped	1000245	Extension, N48 X 12	N48X10	Gray	10"	322.0	3	300 (PSF)	
<b>Lid - N48 with Plastic Cap</b>									
Ped	1007850	Lid, N48 T2 1/2 - Electric	N48T1-011	Gray	-	184.0	10	300 (PSF)	
Ped	1007860	Lid, N48 T2 1/2 - "FIBER OPTIC"	N48T1206	Gray	-	184.0	10	300 (PSF)	
Ped	1007940	Lid, N48 T2 1/2 - Power	N48T1-019	Gray	-	184.0	10	300 (PSF)	
Ped	1007950	Lid, N48 T2 1/2 - Signal	N48T1-013	Gray	-	184.0	10	300 (PSF)	
Ped	1007990	Lid, N48 T2 1/2 - Traffic Signal	N48T1-032	Gray	-	184.0	10	300 (PSF)	
Ped	1008000	Lid, N48 T2 1/2 - Traffic	N48T1-102	Gray	-	184.0	10	300 (PSF)	
Ped	1008030	Lid, N48 T2 1/2 - No Mark	N48T1-000	Gray	-	184.0	10	300 (PSF)	

# CHRISTY® G03

Concrete - 10" Diameter



TRAFFIC RATED  
AASHTO H20

RATING	PART #	DESC 1	DESC 2	COLOR	DEPTH	ITEM WEIGHT	PALLET QTY	DESIGN LOAD (LB)	QUICK SHIP
<b>Body - G03</b>									
Traffic	1000401	Box, G03T Bolt Down Traffic Valve	G03TBOX	Gray	12"	75.0	36	16,000	
<b>Lid - G03</b>									
Traffic	3000620	Lid, G03 C - No Mark IMPT	G03C000IMPT	Black	-	15.0	160	16,000	

Products are rated by the lowest component rating.  
Tier 15 cover with a tier 22 body is rated tier 15.  
Tier 22 cover with a tier 22 body is rated tier 22.

# CHRISTY® G05

Concrete - 10" Diameter

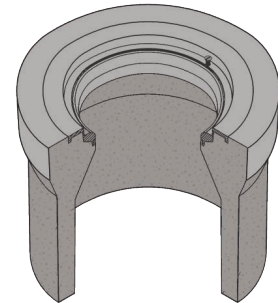


TRAFFIC RATED  
AASHTO H20

RATING	PART #	DESC 1	DESC 2	COLOR	DEPTH	ITEM WEIGHT	PALLET QTY	DESIGN LOAD (LB)	QUICK SHIP
<b>Body - G05</b>									
Traffic	1000415	Box, G05 T Bolt Down Traffic Valve	G05TBOX	Gray	12"	66.0	36	16,000	
<b>Extension - G05</b>									
Traffic	1000445	Extension, G05 X 12"	-	Gray	12"	38.0	36	16,000	
<b>Lid - G05</b>									
Traffic	3000970	Lid, G05 CT Bolt Down - Electric" IMPT"	G05CT011	Black	-	13.0	190	16,000	
Traffic	3001000	Lid, G05 CT Bolt Down - Ground" IMPT"	G05CT017	Black	-	13.0	190	16,000	
Traffic	3001100	Lid, G05 CT Bolt Down - No Mark IMPT	G05CT000	Gray	-	13.0	190	16,000	
<b>Grade Ring - G05</b>									
Traffic	3001240	Grade Ring, G05T 1"	G05TGR10	Gray	1"	10.0	230	16,000	
Traffic	3001250	Grade Ring, G05T 1-1/2"	G05TGR15	Gray	1 1/2"	14.0	170	16,000	
Traffic	3001260	Grade Ring, G05T 2"	G05TGR20	Gray	2"	17.0	125	16,000	

# CHRISTY® G08

Concrete - 13" Diameter



TRAFFIC RATED  
AASHTO H20

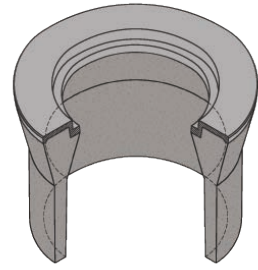
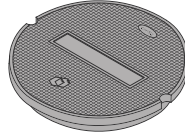
RATING	PART #	DESC 1	DESC 2	COLOR	DEPTH	ITEM WEIGHT	PALLET QTY	DESIGN LOAD (LB)	QUICK SHIP
<b>Body - G08</b>									
Traffic	1000435	Box, G08 Traffic Valve	G08BOX	Gray	12"	93.0	10	16,000	
<b>Extension - G08</b>									
Traffic	1000455	Extension, G08 X 12"	G08X12	Gray	12"	48.0	10	16,000	
<b>Lid - G05 (Compatible with G05 and G08)</b>									
Traffic	3000970	Lid, G05 CT Bolt Down - Electric" IMPT"	G05CT011	Black	-	13.0	100	16,000	
Traffic	3001000	Lid, G05 CT Bolt Down - Ground" IMPT"	G05CT017	Black	-	13.0	100	16,000	
Traffic	3001100	Lid, G05 CT Bolt Down - No Mark IMPT	G05CT000	Gray	-	13.0	100	16,000	

Products are rated by the lowest component rating.  
Tier 15 cover with a tier 22 body is rated tier 15.  
Tier 22 cover with a tier 22 body is rated tier 22.



# CHRISTY® G12

Concrete - 14 1/2" Diameter




TRAFFIC RATED  
AASHTO H20

RATING	PART #	DESC 1	DESC 2	COLOR	DEPTH	ITEM WEIGHT	PALLET QTY	DESIGN LOAD (LB)	QUICK SHIP
<b>Body - G12</b>									
Traffic	1000450	Box, G12 Traffic Valve	G12BOX	Gray	12"	110.0	10	16,000	
<b>Extension - G12</b>									
Traffic	1000456	Extension, G12 X 12"	G12X12	Gray	12"	81.0	10	16,000	
<b>Lid - G12</b>									
Traffic	3001170	Lid, G12 C - No Mark	G12C000	Black	-	23.0	138	16,000	

# CHRISTY® B1017

Concrete - 10" x 17"





TRAFFIC RATED  
AASHTO H20

RATING	PART #	DESC 1	DESC 2	COLOR	DEPTH	ITEM WEIGHT	PALLET QTY	DESIGN LOAD (LB)	QUICK SHIP
<b>Body - B1017</b>									
Traffic	1000275	Box, B1017 Utility H20 Load	B1017BOX	Gray	12"	164.0	20	16,000	
<b>Extension - B1017</b>									
Traffic	1000280	Extension, B1017 X 12"	B1017X12	Gray	12"	156.0	20	16,000	
<b>Lid - B1017</b>									
Traffic	2000560	Cover, B1017 51JH - Electric	B101751JH011	-	-	46.0	40	16,000	
Traffic	2000730	Cover, B1017 51JH Galv - Electric	B101751JH011G	-	-	90.0	40	16,000	
Traffic	2000640	Cover, B1017 51JH - Signal	B101751JH013	-	-	46.0	40	16,000	
Traffic	2000600	Cover, B1017 51JH - Power	B101751JH019	-	-	46.0	40	16,000	
Traffic	2000580	Cover, B1017 51JH - Lighting	B101751JH021	-	-	46.0	40	16,000	
Traffic	2000750	Cover, B1017 51JH Galv - Lighting	B101751JH021G	-	-	90.0	40	16,000	
Traffic	2000650	Cover, B1017 51JH - Street Lighting	B101751JH022	-	-	46.0	40	16,000	
Traffic	2000770	Cover, B1017 51JH Galv - Street Lighting	B101751JH022G	-	-	90.0	40	16,000	
Traffic	2000670	Cover, B1017 51JH - Traffic Signal	B101751JH032	-	-	46.0	40	16,000	
Traffic	2000550	Cover, B1017 51JH_'COMMUNICATION'	B101751JH_041	-	-	46.0	40	16,000	

# CHRISTY® B1324

Concrete - 13" x 24"





TRAFFIC RATED  
AASHTO H20

RATING	PART #	DESC 1	DESC 2	COLOR	DEPTH	ITEM WEIGHT	PALLET QTY	DESIGN LOAD (LB)	QUICK SHIP
<b>Body - B1324</b>									
Traffic	1000286	Box, B1324 Utility H20 Load	B1324BOX	Gray	12"	227.0	16	16,000	
<b>Extension - B1324</b>									
Traffic	1000290	Extension, B1324 X 12"	B1324X12	Gray	12"	215.0	16	16,000	
<b>Lid - B1324</b>									
Traffic	2000980	Cover, B1324 51JH - Electric	B132451JH011	-	-	70.0	24	16,000	
Traffic	2001070	Cover, B1324 51JH - Street Lighting	B132451JH022	-	-	70.0	24	16,000	
Traffic	2001100	Cover, B1324 51JH - Traffic Signal	B132451JH032	-	-	70.0	24	16,000	

# CHRISTY® B1730

Concrete - 17" x 30"





TRAFFIC RATED  
AASHTO H20

RATING	PART #	DESC 1	DESC 2	COLOR	DEPTH	ITEM WEIGHT	PALLET QTY	DESIGN LOAD (LB)	QUICK SHIP
<b>Body - B1730</b>									
Traffic	1000297	Box, B1730 Utility H20 Load	B1730BOX	Gray	12"	272.0	6	16,000	
<b>Extension - B1730</b>									
Traffic	1000300	Extension, B1730 X 12"	B1730X12	Gray	12"	294.0	6	16,000	
<b>Lid - B1730</b>									
Traffic	2001780	Cover, B1730 51JH - Electric	B173051JH011	-	-	111.0	14	16,000	
Traffic	2001940	Cover, B1730 51JH Galv - Electric	B173051JH011G	-	-	221.0	14	16,000	
Traffic	2001830	Cover, B1730 51JH - Signal	B173051JH013	-	-	111.0	14	16,000	
Traffic	2001820	Cover, B1730 51JH - Power	B173051JH019	-	-	111.0	14	16,000	
Traffic	2001800	Cover, B1730 51JH - Lighting	B173051JH021	-	-	111.0	14	16,000	
Traffic	2001860	Cover, B1730 51JH - Traffic Signal	B173051JH032	-	-	111.0	14	16,000	
Traffic	2002020	Cover, B1730 51JH Galv - Tr. Signal	B173051JH032G	-	-	221.0	14	16,000	

# CHRISTY® B2436

Concrete - 24" x 36"





TRAFFIC RATED  
AASHTO H20

RATING	PART #	DESC 1	DESC 2	COLOR	DEPTH	ITEM WEIGHT	PALLET QTY	DESIGN LOAD (LB)	QUICK SHIP
<b>Body - B2436</b>									
Traffic	1000305	Box, B2436 Utility H20 Load	B2436BOX	Gray	12"	476.0	3	16,000	
<b>Extension - B2436</b>									
Traffic	1000310	Extension, B2436 X 12"	B2436X12	Gray	12"	451.0	3	16,000	
<b>Lid - B2436</b>									
Traffic	2002180	Cover, B2436 52JH - Electric	B243652JH011	-	-	328.0	6	16,000	
Traffic	2002280	Cover, B2436 52JH Galv - Electric	B243652JH011G	-	-	328.0	6	16,000	
Traffic	2002200	Cover, B2436 52JH - Signal	B243652JH013	-	-	328.0	6	16,000	
Traffic	2002240	Cover, B2436 52JH - No Mark	B243652JH000	-	-	328.0	6	16,000	
Traffic	2002300	Cover, B2436 52JH Galv - No Mark	B243652JH000G	-	-	328.0	6	16,000	

# CHRISTY® B3048

Concrete - 30" x 48"



TRAFFIC RATED  
AASHTO H20

RATING	PART #	DESC 1	DESC 2	COLOR	DEPTH	ITEM WEIGHT	PALLET QTY	DESIGN LOAD (LB)	QUICK SHIP
<b>Body - B3048</b>									
Traffic	1000315	Box, B3048 Utility H20 Load	B3048BOX	Gray	12"	471.0	3	16,000	
<b>Extension - B3048</b>									
Traffic	1000320	Extension, B3048 X 12"	B3048X12	Gray	12"	517.0	3	16,000	
<b>Lid - B3048</b>									
Traffic	2002890	Cover, B3048 53JH - No Mark	B304853JH000	-	-	315.0	5	16,000	
Traffic	2002810	Cover, B3048 53JH - Electric	B304853JH011	-	-	315.0	5	16,000	
Traffic	2002920	Cover, B3048 53JH Galv - Electric	B304853JH011G	-	-	627.0	5	16,000	
Traffic	2002840	Cover, B3048 53JH - Signal	B304853JH013	-	-	315.0	5	16,000	

# DURALITE™ 1015

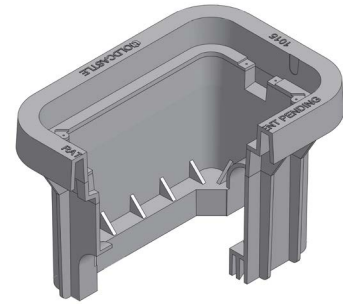
Polyolefin Blend - 10" x 15"



MEDIUM DUTY  
ANSI/SCTE TIER 15



HEAVY DUTY  
ANSI/SCTE TIER 22



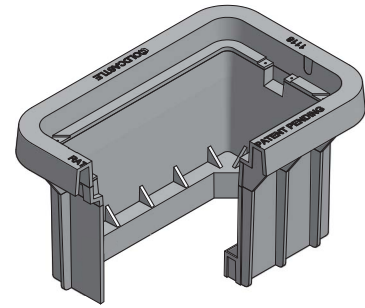
RATING	PART #	DESC 1	DESC 2	COLOR	DEPTH	ITEM WEIGHT	PALLET QTY	DESIGN LOAD (LB)	QUICK SHIP
<b>Body - 1015</b>									
T15	10152585	Body, Duralite, Composite - 1015-18	-	Gray	18"	15.2	12	15,000	
T22	10152560	Body, Duralite, Composite - 1015-12	-	Gray	12"	12.5	24	22,500	
<b>Lid - 1015 Polymer Concrete</b>									
T15	10154061	Lid, Polymer Conc, No Mark	-	Gray	-	20.0	30	15,000	
T15	10154062	Lid, Polymer Conc, Marking Plate Req.	-	Gray	-	20.0	30	15,000	
T15	10154063	Lid, Polymer Conc, Electric	-	Gray	-	20.0	30	15,000	
T15	10154064	Lid, Polymer Conc, Street Lighting	-	Gray	-	20.0	30	15,000	
T15	10154065	Lid, Polymer Conc, Traffic Signal	-	Gray	-	20.0	30	15,000	
T15	10154067	Lid, Polymer Conc, Fiber Optic	-	Gray	-	20.0	30	15,000	
T22	10154092	Lid, Polymer Conc, No Mark	-	Gray	-	20.0	30	22,500	
T22	10154093	Lid, Polymer Conc, Marking Plate Req.	-	Gray	-	20.0	30	22,500	
T22	10154094	Lid, Polymer Conc, Electric	-	Gray	-	20.0	30	22,500	
T22	10154095	Lid, Polymer Conc, Street Lighting	-	Gray	-	20.0	30	22,500	
T22	10154096	Lid, Polymer Conc, Traffic Signal	-	Gray	-	20.0	30	22,500	
T22	10154098	Lid, Polymer Conc, Fiber Optics	-	Gray	-	20.0	30	22,500	
<b>Unit - 1015</b>									
T15	10151200	1015-12 DL/PC T15 'BLANK' 1/2-6 HBlt	1015-12 DL/PC 1015 T15	Gray	12"	34.5	24	15,000	
T15	10151201	1015-12 DL/PC T15 Marking Plate Req. 1/2-6 HBlt	1015-12 DL/PC 1015 T15	Gray	12"	34.5	24	15,000	
T15	10151202	1015-12 DL/PC T15 'ELECTRIC' 1/2-6 HBlt	1015-12 DL/PC 1015 T15	Gray	12"	34.5	24	15,000	
T15	10151203	1015-12 DL/PC T15 'STREET LIGHTING' 1/2-6 HBlt	1015-12 DL/PC 1015 T15	Gray	12"	34.5	24	15,000	
T15	10151204	1015-12 DL/PC T15 'TRAFFIC SIGNAL' 1/2-6 HBlt	1015-12 DL/PC 1015 T15	Gray	12"	34.5	24	15,000	
T15	10151205	1015-12 DL/PC T15 'COMMUNICATION' 1/2-6 HBlt	1015-12 DL/PC 1015 T15	Gray	12"	34.5	24	15,000	
T15	10151206	1015-12 DL/PC T15 'FIBER OPTICS' 1/2-6 HBlt	1015-12 DL/PC 1015 T15	Gray	12"	34.5	24	15,000	
T15	10151207	1015-12 DL/PC T15 'TELEPHONE' 1/2-6 HBlt	1015-12 DL/PC 1015 T15	Gray	12"	34.5	24	15,000	
T15	10151400	1015-18 DL/PC T15 'BLANK' 1/2-6 HBlt	1015-18 DL/PC 1015 T15	Gray	18"	37.2	18	15,000	
T15	10151401	1015-18 DL/PC T15 Marking Plate Req. 1/2-6 HBlt	1015-18 DL/PC 1015 T15	Gray	18"	37.2	18	15,000	
T15	10151402	1015-18 DL/PC T15 'ELECTRIC' 1/2-6 HBlt	1015-18 DL/PC 1015 T15	Gray	18"	37.2	18	15,000	
T15	10151403	1015-18 DL/PC T15 'STREET LIGHTING' 1/2-6 HBlt	1015-18 DL/PC 1015 T15	Gray	18"	37.2	18	15,000	
T15	10151404	1015-18 DL/PC T15 'TRAFFIC SIGNAL' 1/2-6 HBlt	1015-18 DL/PC 1015 T15	Gray	18"	37.2	18	15,000	
T15	10151405	1015-18 DL/PC T15 'COMMUNICATION' 1/2-6 HBlt	1015-18 DL/PC 1015 T15	Gray	18"	37.2	18	15,000	
T15	10151406	1015-18 DL/PC T15 'FIBER OPTICS' 1/2-6 HBlt	1015-18 DL/PC 1015 T15	Gray	18"	37.2	18	15,000	
T15	10151407	1015-18 DL/PC T15 'TELEPHONE' 1/2-6 HBlt	1015-18 DL/PC 1015 T15	Gray	18"	37.2	18	15,000	
T22	10151300	1015-12 DL/PC T22 'BLANK' 1/2-6 HBlt	1015-12 DL/PC 1015 T22	Gray	12"	32.3	24	22,500	
T22	10151301	1015-12 DL/PC T22 Marking Plate Req. 1/2-6 HBlt	1015-12 DL/PC 1015 T22	Gray	12"	32.3	24	22,500	
T22	10151302	1015-12 DL/PC T22 'ELECTRIC' 1/2-6 HBlt	1015-12 DL/PC 1015 T22	Gray	12"	32.3	24	22,500	
T22	10151303	1015-12 DL/PC T22 'STREET LIGHTING' 1/2-6 HBlt	1015-12 DL/PC 1015 T22	Gray	12"	32.3	24	22,500	
T22	10151304	1015-12 DL/PC T22 'TRAFFIC SIGNAL' 1/2-6 HBlt	1015-12 DL/PC 1015 T22	Gray	12"	32.3	24	22,500	
T22	10151305	1015-12 DL/PC T22 'COMMUNICATION' 1/2-6 HBlt	1015-12 DL/PC 1015 T22	Gray	12"	32.3	24	22,500	
T22	10151306	1015-12 DL/PC T22 'FIBER OPTICS' 1/2-6 HBlt	1015-12 DL/PC 1015 T22	Gray	12"	32.3	24	22,500	
T22	10151307	1015-12 DL/PC T22 'TELEPHONE' 1/ 2-6 HBlt	1015-12 DL/PC 1015 T22	Gray	12"	32.3	24	22,500	
T22	10151500	1015-18 DL/PC T22 'BLANK' 1/2-6 HBlt	1015-18 DL/PC 1015 T22	Gray	18"	35.1	18	22,500	
T22	10151501	1015-18 DL/PC T22 Marking Plate Req. 1/2-6 HBlt	1015-18 DL/PC 1015 T22	Gray	18"	35.1	18	22,500	
T22	10151502	1015-18 DL/PC T22 'ELECTRIC' 1/2-6 HBlt	1015-18 DL/PC 1015 T22	Gray	18"	35.1	18	22,500	
T22	10151503	1015-18 DL/PC T22 'STREET LIGHTING' 1/2-6 HBlt	1015-18 DL/PC 1015 T22	Gray	18"	35.1	18	22,500	
T22	10151504	1015-18 DL/PC T22 'TRAFFIC SIGNAL' 1/2-6 HBlt	1015-18 DL/PC 1015 T22	Gray	18"	35.1	18	22,500	
T22	10151505	1015-18 DL/PC T22 'COMMUNICATION' 1/2-6 HBlt	1015-18 DL/PC 1015 T22	Gray	18"	35.1	18	22,500	
T22	10151506	1015-18 DL/PC T22 'FIBER OPTICS' 1/2-6 HBlt	1015-18 DL/PC 1015 T22	Gray	18"	35.1	18	22,500	
T22	10151507	1015-18 DL/PC T22 'TELEPHONE' 1/2-6 HBlt	1015-18 DL/PC 1015 T22	Gray	18"	35.1	18	22,500	






# DURALITE™ 1118

Polyolefin Blend - 11" x 18"

 MEDIUM DUTY  
ANSI/SCTE TIER 15

 HEAVY DUTY  
ANSI/SCTE TIER 22



RATING	PART #	DESC 1	DESC 2	COLOR	DEPTH	ITEM WEIGHT	PALLET QTY	DESIGN LOAD (LB)	QUICK SHIP
<b>Body - 1118</b>									
T22	11182575	Body, Duralite, Composite - 1118-12	-	Gray	12"	12.6	24	22,500	
T22	11182590	Body, Duralite, Composite - 1118-18	-	Gray	18"	16.3	12	22,500	
<b>Lid - 1118 Polymer Concrete</b>									
T15	11184612	Lid, Polymer Conc, T15, Blank	-	Gray	-	25.1	60	15,000	
T15	11184600	Lid, Polymer Conc, T15, Mark Plate Req.	-	Gray	-	25.1	60	15,000	
T15	11184606	Lid, Polymer Conc, T15, Electric	-	Gray	-	25.1	60	15,000	
T15	11184609	Lid, Polymer Conc, T15, Street Lighting	-	Gray	-	25.1	60	15,000	
T15	11184611	Lid, Polymer Conc, Traffic Signal	-	Gray	-	25.1	60	15,000	
T15	11184605	Lid, Polymer Conc, T15, Communication	-	Gray	-	25.1	60	15,000	
T15	11184607	Lid, Polymer Conc, T15, Fiber Optics	-	Gray	-	25.1	60	15,000	
T15	11184610	Lid, Polymer Conc, T15, Telephone	-	Gray	-	25.1	60	15,000	
T22	11184003	Lid, Polymer Conc, T22, Blank	-	Gray	-	25.1	60	22,500	
T22	11184614	Lid, Polymer Conc, T22, Mark Plate Req.	-	Gray	-	25.1	60	22,500	
T22	11184001	Lid, Polymer Conc, T22, Electric	-	Gray	-	25.1	60	22,500	
T22	11184007	Lid, Polymer Conc, T22, Street Lighting	-	Gray	-	25.1	60	22,500	
T22	11184009	Lid, Polymer Conc, T22, Traffic Signal	-	Gray	-	25.1	60	22,500	
T22	11184008	Lid, Polymer Conc, T22, Communication	-	Gray	-	25.1	60	22,500	
T22	11185002	Lid, Polymer Conc, T22, Fiber Optics	-	Gray	-	25.1	60	22,500	
T22	11184011	Lid, Polymer Conc, T22, Telephone	-	Gray	-	25.1	60	22,500	
<b>Unit - 1118</b>									
T15	11181200	1118-12 DL/PC T15 'BLANK' 1/2-6 HBlt	1118-12 DL/PC 1118 T15	Gray	12"	37.9	24	15,000	
T15	11181201	1118-12 DL/PC T15 Mark Plate Req. 1/2-6 HBlt	1118-12 DL/PC 1118 T15	Gray	12"	37.9	24	15,000	
T15	11181202	1118-12 DL/PC T15 'ELECTRIC' 1/2-6 HBlt	1118-12 DL/PC 1118 T15	Gray	12"	37.9	24	15,000	
T15	11181203	1118-12 DL/PC T15 'STREET LIGHTING' 1/2-6 HBlt	1118-12 DL/PC 1118 T15	Gray	12"	37.9	24	15,000	
T15	11181204	1118-12 DL/PC T15 'TRAFFIC SIGNAL' 1/2-6 HBlt	1118-12 DL/PC 1118 T15	Gray	12"	37.9	24	15,000	
T15	11181205	1118-12 DL/PC T15 'COMMUNICATION' 1/2-6 HBlt	1118-12 DL/PC 1118 T15	Gray	12"	37.9	24	15,000	
T15	11181206	1118-12 DL/PC T15 'FIBER OPTICS' 1/2-6 HBlt	1118-12 DL/PC 1118 T15	Gray	12"	37.9	24	15,000	
T15	11181207	1118-12 DL/PC T15 'TELEPHONE' 1/2-6 HBlt	1118-12 DL/PC 1118 T15	Gray	12"	37.9	24	15,000	
T15	11181406	1118-18 DL/PC T15 'BLANK' 1/2-6 HBlt	1118-18 DL/PC 1118 T15	Gray	18"	41.6	12	15,000	
T15	11181407	1118-18 DL/PC T15 Mark Plate Req. 1/2-6 HBlt	1118-18 DL/PC 1118 T15	Gray	18"	41.6	12	15,000	
T15	11181408	1118-18 DL/PC T15 'ELECTRIC' 1/2-6 HBlt	1118-18 DL/PC 1118 T15	Gray	18"	41.6	12	15,000	
T15	11181409	1118-18 DL/PC T15 'STREET LIGHTING' 1/2-6 HBlt	1118-18 DL/PC 1118 T15	Gray	18"	41.6	12	15,000	
T15	11181410	1118-18 DL/PC T15 'TRAFFIC SIGNAL' 1/2-6 HBlt	1118-18 DL/PC 1118 T15	Gray	18"	41.6	12	15,000	
T15	11181411	1118-18 DL/PC T15 'COMMUNICATION' 1/2-6 HBlt	1118-18 DL/PC 1118 T15	Gray	18"	41.6	12	15,000	
T15	11181412	1118-18 DL/PC T15 'FIBER OPTICS' 1/2-6 HBlt	1118-18 DL/PC 1118 T15	Gray	18"	41.6	12	15,000	
T15	11181413	1118-18 DL/PC T15 'TELEPHONE' 1/2-6 HBlt	1118-18 DL/PC 1118 T15	Gray	18"	41.6	12	15,000	
T22	11181300	1118-12 DL/PC T22 'BLANK' 1/2-6 HBlt	1118-12 DL/PC 1118 T22	Gray	12"	37.9	24	22,500	
T22	11181301	1118-12 DL/PC T22 Mark Plate Req. 1/2-6 HBlt	1118-12 DL/PC 1118 T22	Gray	12"	37.9	24	22,500	
T22	11181302	1118-12 DL/PC T22 'ELECTRIC' 1/2-6 HBlt	1118-12 DL/PC 1118 T22	Gray	12"	37.9	24	22,500	
T22	11181303	1118-12 DL/PC T22 'STREET LIGHTING' 1/2-6 HBlt	1118-12 DL/PC 1118 T22	Gray	12"	37.9	24	22,500	
T22	11181304	1118-12 DL/PC T22 'TRAFFIC SIGNAL' 1/2-6 HBlt	1118-12 DL/PC 1118 T22	Gray	12"	37.9	24	22,500	
T22	11181305	1118-12 DL/PC T22 'COMMUNICATION' 1/2-6 HBlt	1118-12 DL/PC 1118 T22	Gray	12"	37.9	24	22,500	
T22	11181306	1118-12 DL/PC T22 'FIBER OPTICS' 1/2-6 HBlt	1118-12 DL/PC 1118 T22	Gray	12"	37.9	24	22,500	
T22	11181307	1118-12 DL/PC T22 'TELEPHONE' 1/2-6 HBlt	1118-12 DL/PC 1118 T22	Gray	12"	37.9	24	22,500	
T22	11181500	1118-18 DL/PC T22 'BLANK' 1/2-6 HBlt	1118-18 DL/PC 1118 T22	Gray	18"	41.6	12	22,500	
T22	11181501	1118-18 DL/PC T22 Mark Plate Req. 1/2-6 HBlt	1118-18 DL/PC 1118 T22	Gray	18"	41.6	12	22,500	
T22	11181502	1118-18 DL/PC T22 'ELECTRIC' 1/2-6 HBlt	1118-18 DL/PC 1118 T22	Gray	18"	41.6	12	22,500	
T22	11181503	1118-18 DL/PC T22 'STREET LIGHTING' 1/2-6 HBlt	1118-18 DL/PC 1118 T22	Gray	18"	41.6	12	22,500	
T22	11181504	1118-18 DL/PC T22 'TRAFFIC SIGNAL' 1/2-6 HBlt	1118-18 DL/PC 1118 T22	Gray	18"	41.6	12	22,500	

CONTINUED ON NEXT PAGE

Products are rated by the lowest component rating.  
Tier 15 cover with a tier 22 body is rated tier 15.  
Tier 22 cover with a tier 22 body is rated tier 22.



# DURALITE™ 1118 Continued

RATING	PART #	DESC 1	DESC 2	COLOR	DEPTH	ITEM WEIGHT	PALLET QTY	DESIGN LOAD (LB)	QUICK SHIP
T22	11181505	1118-18 DL/PC T22 'COMMUNICATION' 1/2-6 HBlt	1118-18 DL/PC 1118 T22	Gray	18"	41.6	12	22,500	
T22	11181506	1118-18 DL/PC T22 'FIBER OPTICS' 1/2-6 HBlt	1118-18 DL/PC 1118 T22	Gray	18"	41.6	12	22,500	
T22	11181507	1118-18 DL/PC T22 'TELEPHONE' 1/2-6 HBlt	1118-18 DL/PC 1118 T22	Gray	18"	41.6	12	22,500	

# DURALITE™ 1212


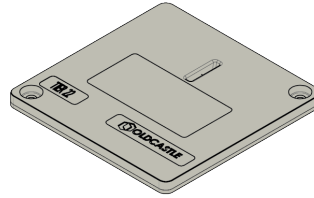
Polyolefin Blend - 12" x 12"



MEDIUM DUTY  
ANSI/SCTE TIER 15



HEAVY DUTY  
ANSI/SCTE TIER 22



RATING	PART #	DESC 1	DESC 2	COLOR	DEPTH	ITEM WEIGHT	PALLET QTY	DESIGN LOAD (LB)	QUICK SHIP
<b>Body - 1212</b>									
T22	12122500	1212-12 DL Body T15/T22 0 MshI Gray	2x 1/2-6 Nut	Gray	12"	12.4	16	22,500	
T22	12122600	1212-18 DL Body T15/T22 0 MshI Gray	2x 1/2-6 Nut	Gray	18"	17.5	12	22,500	
<b>Lid - 1212 Polymer Concrete</b>									
T15	12124406	Lid, PC1212, T15 - 'Communication' with coil	-	Gray	-	13.3	144	15,000	
T15	12124407	Lid, PC1212, T15 - 'Fiber Optics' with coil	-	Gray	-	13.3	144	15,000	
T15	12124408	Lid, PC1212, T15 - 'Telephone'	-	Gray	-	13.3	144	15,000	
T15	12124410	Lid, PC1212, T15 - 4x8 Marking Plate Req	-	Gray	-	13.3	144	15,000	
T15	12124411	Lid, PC1212, T15 - 4x8 Marking Plate Req, Coil Bolt	-	Gray	-	13.3	144	15,000	
T15	12124412	Lid, PC1212, T15 - 4x8 Marking Plate Req EMS hex, Coil Bolt	-	Gray	-	13.3	144	15,000	
T15	12124413	Lid, PC1212, T15 with EMS 4x8 Marking Plate Req	-	Gray	-	13.3	144	15,000	
T15	12124403	Lid, PC1212, T15 - 'Electric' WITH COIL BOLT	-	Gray	-	13.3	144	15,000	
T15	12124404	Lid, PC1212, T15 - 'Street Lighting' WITH COIL	-	Gray	-	13.3	144	15,000	
T15	12124405	Lid, PC1212, T15 - 'Traffic Signal' WITH COIL	-	Gray	-	13.3	144	15,000	
T22	12124423	Lid, PC1212, T22 - 'Electric' WITH COIL	-	Gray	-	13.5	144	22,500	
T22	12124424	Lid, PC1212, T22 - 'Street Lighting' WITH COIL	-	Gray	-	13.5	144	22,500	
T22	12124425	Lid, PC1212, T22 - 'Traffic Signal' WITH COIL	-	Gray	-	13.5	144	22,500	
T22	12124402	Lid, PC1212, T22 - 4x8 Marking Plate Req	-	Gray	-	13.5	144	22,500	
T22	12124421	Lid, PC1212, T22 - 4x8 Marking Plate EMS	-	Gray	-	13.5	144	22,500	
T22	12124426	Lid, PC1212, T22 - 'Communication' WITH COIL	-	Gray	-	13.5	144	22,500	
T22	12124427	Lid, PC1212, T22 - 'Fiber Optics' WITH COIL	-	Gray	-	13.5	144	22,500	
T22	12124428	Lid, PC1212, T22 - 'Telephone' WITH COIL	-	Gray	-	13.5	144	22,500	
T22	12124429	Lid, PC1212, T22 - BLANK WITH COIL	-	Gray	-	13.5	144	22,500	
T22	12124430	Lid, PC1212, T22 - 4x8 Marking Plate Req, Coil Bolt	-	Gray	-	13.5	144	22,500	
T22	12124431	Lid, PC1212, T22 - 4x8 Marking Plate Req'd, EMS, Coil	-	Gray	-	13.5	144	22,500	
<b>Unit - 1212</b>									
T15	12121250	1212-12 DL/PC T15 'BLANK' 1/2-6 HBlt	1212-12 DL/PC 1212T15	Gray	12"	25.7	16	15,000	
T15	12121251	1212-12 DL/PC T15 MARKING PLATE REQUIRED 1/2-6 HBlt	1212-12 DL/PC 1212T15	Gray	12"	25.7	16	15,000	
T15	12121255	1212-12 DL/PC T15 'COMMUNICATION' 1/2-6 HBlt	1212-12 DL/PC 1212T15	Gray	12"	25.7	16	15,000	
T15	12121256	1212-12 DL/PC T15 'FIBER OPTICS' 1/2-6 HBlt	1212-12 DL/PC 1212T15	Gray	12"	25.7	16	15,000	
T15	12121257	1212-12 DL/PC T15 'TELEPHONE' 1/2-6 HBlt *DNU NEEDS LID*	1212-12 DL/PC 1212T15	Gray	12"	25.7	16	15,000	
T15	12121800	1212-18 DL/PC T15 'BLANK' 1/2-6 HBlt	1212-18 DL/PC 1212T15	Gray	18"	31.0	12	15,000	
T15	12121801	1212-18 DL/PC T15 MARKING PLATE REQUIRED 1/2-6 HBlt	1212-18 DL/PC 1212T15	Gray	18"	31.0	12	15,000	
T15	12121252	1212-12 DL/PC T15 'ELECTRIC' 1/2-6 HBlt	1212-12 DL/PC 1212T15	Gray	12"	26.4	16	15,000	
T15	12121253	1212-12 DL/PC T15 'STREET LIGHTING' 1/2-6 HBlt	1212-12 DL/PC 1212T15	Gray	12"	26.4	16	15,000	
T15	12121254	1212-12 DL/PC T15 'TRAFFIC SIGNAL' 1/2-6 HBlt	1212-12 DL/PC 1212T15	Gray	12"	26.4	16	15,000	
T22	12121202	1212-12 DL/PC T22 'ELECTRIC' 1/2-6 HBlt	1212-12 DL/PC 1212T22	Gray	12"	26.4	16	22,500	
T22	12121203	1212-12 DL/PC T22 'STREET LIGHTING' 1/2-6 HBlt	1212-12 DL/PC 1212T22	Gray	12"	26.4	16	22,500	
T22	12121204	1212-12 DL/PC T22 'TRAFFIC SIGNAL' 1/2-6 HBlt	1212-12 DL/PC 1212T22	Gray	12"	26.4	16	22,500	
T22	12121200	1212-12 DL/PC T22 'BLANK' 1/2-6 HBlt	1212-12 DL/PC 1212T22	Gray	12"	26.4	16	22,500	
T22	12121201	1212-12 DL/PC T22 MARKING PLATE REQUIRED 1/2-6 HBlt	1212-12 DL/PC 1212T22	Gray	12"	26.4	16	22,500	
T22	12121205	1212-12 DL/PC T22 'COMMUNICATION' 1/2-6 HBlt	1212-12 DL/PC 1212T22	Gray	12"	26.4	16	22,500	
T22	12121206	1212-12 DL/PC T22 'FIBER OPTICS' 1/2-6 HBlt	1212-12 DL/PC 1212T22	Gray	12"	26.4	16	22,500	
T22	12121207	1212-12 DL/PC T22 'TELEPHONE' 1/2-6 HBlt	1212-12 DL/PC 1212T22	Gray	12"	26.4	16	22,500	
T22	12121850	1212-18 DL/PC T22 'BLANK' 1/2-6 HBlt	1212-18 DL/PC 1212T22	Gray	18"	31.0	12	22,500	
T22	12121851	1212-18 DL/PC T22 MARKING PLATE REQUIRED 1/2-6 HBlt	1212-18 DL/PC 1212T22	Gray	18"	31.0	12	22,500	

Products are rated by the lowest component rating.

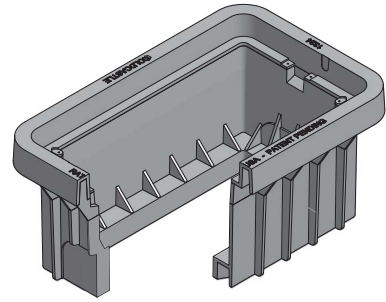
Tier 15 cover with a tier 22 body is rated tier 15.

Tier 22 cover with a tier 22 body is rated tier 22.



# DURALITE™ 1324

Polyolefin Blend - 13" x 24"



MEDIUM DUTY  
ANSI/SCTE TIER 15

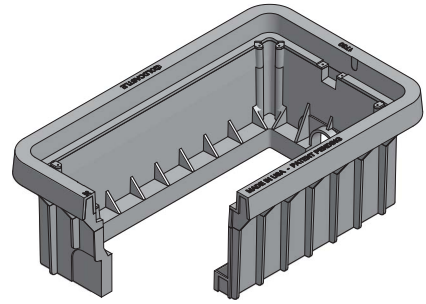
DURALITE

1324

RATING	PART #	DESC 1	DESC 2	COLOR	DEPTH	ITEM WEIGHT	PALLET QTY	DESIGN LOAD (LB)	QUICK SHIP
<b>Body - 1324</b>									
T15	13242560	Body, Duralite, Composite - 1324-12	-	Gray	12"	19.2	16	15,000	
T15	13242565	Body, Duralite, Composite - 1324-18	-	Gray	18"	25.9	12	15,000	
T22	13242590	Body, Duralite, Composite- 1324-12	-	Gray	12"	22.0	16	22,500	
T22	13242595	Body, Duralite, Composite- 1324-18	-	Gray	18"	30.0	12	22,500	
<b>Lid - 1324 Polymer Concrete</b>									
T15	13244603	Lid, Polymer Conc, T15, Blank	-	Gray	-	49.0	30	15,000	
T15	13244600	Lid, Polymer Conc, T15, Mark Plate Req	-	Gray	-	49.0	30	15,000	
T15	13244607	Lid, Polymer Conc, T15, Electric	-	Gray	-	49.0	30	15,000	
T15	13244610	Lid, Polymer Conc, T15, Street Lighting	-	Gray	-	49.0	30	15,000	
T15	13244612	Lid, Composite, T15 Traffic Signal	-	Gray	-	49.0	30	15,000	
T15	13244606	Lid, Polymer Conc, T15, Communication	-	Gray	-	49.0	30	15,000	
T15	13244608	Lid, Polymer Conc, T15, Fiber Optics	-	Gray	-	49.0	30	15,000	
T15	13244183	Lid, Polymer Conc, T15, Telephone	-	Gray	-	49.0	30	15,000	
<b>Unit - 1324</b>									
T15	13241202	1324-12 DL/PC T15 'BLANK' 1/2-6 HBlt	1324-12 DL/PC 1324 T15	Gray	12"	71.2	16	15,000	
T15	13241203	1324-12 DL/PC T15 Marking Plate Req. 1/2-6 HBlt	1324-12 DL/PC 1324 T15	Gray	12"	71.2	16	15,000	
T15	13241204	1324-12 DL/PC T15 'ELECTRIC' 1/2-6 HBlt	1324-12 DL/PC 1324 T15	Gray	12"	71.2	16	15,000	
T15	13241205	1324-12 DL/PC T15 'STREET LIGHTING' 1/2-6 HBlt	1324-12 DL/PC 1324 T15	Gray	12"	71.2	16	15,000	
T15	13241206	1324-12 DL/PC T15 'TRAFFIC SIGNAL' 1/2-6 HBlt	1324-12 DL/PC 1324 T15	Gray	12"	71.2	16	15,000	
T15	13241207	1324-12 DL/PC T15 'COMMUNICATION' 1/2-6 HBlt	1324-12 DL/PC 1324 T15	Gray	12"	71.2	16	15,000	
T15	13241208	1324-12 DL/PC T15 'FIBER OPTICS' 1/2-6 HBlt	1324-12 DL/PC 1324 T15	Gray	12"	71.2	16	15,000	
T15	13241209	1324-12 DL/PC T15 'TELEPHONE' 1/2-6 HBlt	1324-12 DL/PC 1324 T15	Gray	12"	71.2	16	15,000	
T15	13241400	1324-18 DL/PC T15 'BLANK' 1/2-6 HBlt	1324-18 DL/PC 1324 T15	Gray	18"	77.9	12	15,000	
T15	13241401	1324-18 DL/PC T15 Marking Plate Req. 1/2-6 HBlt	1324-18 DL/PC 1324 T15	Gray	18"	77.9	12	15,000	
T15	13241402	1324-18 DL/PC T15 'ELECTRIC' 1/2-6 HBlt	1324-18 DL/PC 1324 T15	Gray	18"	77.9	12	15,000	
T15	13241403	1324-18 DL/PC T15 'STREET LIGHTING' 1/2-6 HBlt	1324-18 DL/PC 1324 T15	Gray	18"	77.9	12	15,000	
T15	13241404	1324-18 DL/PC T15 'TRAFFIC SIGNAL' 1/2-6 HBlt	1324-18 DL/PC 1324 T15	Gray	18"	77.9	12	15,000	
T15	13241405	1324-18 DL/PC T15 'COMMUNICATION' 1/2-6 HBlt	1324-18 DL/PC 1324 T15	Gray	18"	77.9	12	15,000	
T15	13241406	1324-18 DL/PC T15 'FIBER OPTICS' 1/2-6 HBlt	1324-18 DL/PC 1324 T15	Gray	18"	77.9	12	15,000	
T15	13241407	1324-18 DL/PC T15 'TELEPHONE' 1/2-6 HBlt	1324-18 DL/PC 1324 T15	Gray	18"	77.9	12	15,000	
T22	13241300	1324-12 DL/PC T22 'BLANK' 1/2-6 HBlt	1324-12 DL/PC 1324 T22	Gray	12"	72.3	16	22,500	
T22	13241301	1324-12 DL/PC T22 Marking Plate Req. 1/2-6 HBlt	1324-12 DL/PC 1324 T22	Gray	12"	72.3	16	22,500	
T22	13241302	1324-12 DL/PC T22 'ELECTRIC' 1/2-6 HBlt	1324-12 DL/PC 1324 T22	Gray	12"	72.3	16	22,500	
T22	13241303	1324-12 DL/PC T22 'STREET LIGHTING' 1/2-6 HBlt	1324-12 DL/PC 1324 T22	Gray	12"	72.3	16	22,500	
T22	13241304	1324-12 DL/PC T22 'TRAFFIC SIGNAL' 1/2-6 HBlt	1324-12 DL/PC 1324 T22	Gray	12"	72.3	16	22,500	
T22	13241305	1324-12 DL/PC T22 'COMMUNICATION' 1/2-6 HBlt	1324-12 DL/PC 1324 T22	Gray	12"	72.3	16	22,500	
T22	13241306	1324-12 DL/PC T22 'FIBER OPTICS' 1/2-6 HBlt	1324-12 DL/PC 1324 T22	Gray	12"	72.3	16	22,500	
T22	13241307	1324-12 DL/PC T22 'TELEPHONE' 1/2-6 HBlt	1324-12 DL/PC 1324 T22	Gray	12"	72.3	16	22,500	
T22	13241500	1324-18 DL/PC T22 'BLANK' 1/2-6 HBlt	1324-18 DL/PC 1324 T22	Gray	18"	80.3	12	22,500	
T22	13241501	1324-18 DL/PC T22 Marking Plate Req. 1/2-6 HBlt	1324-18 DL/PC 1324 T22	Gray	18"	80.3	12	22,500	
T22	13241502	1324-18 DL/PC T22 'ELECTRIC' 1/2-6 HBlt	1324-18 DL/PC 1324 T22	Gray	18"	80.3	12	22,500	
T22	13241503	1324-18 DL/PC T22 'STREET LIGHTING' 1/2-6 HBlt	1324-18 DL/PC 1324 T22	Gray	18"	80.3	12	22,500	
T22	13241504	1324-18 DL/PC T22 'TRAFFIC SIGNAL' 1/2-6 HBlt	1324-18 DL/PC 1324 T22	Gray	18"	80.3	12	22,500	
T22	13241505	1324-18 DL/PC T22 'COMMUNICATION' 1/2-6 HBlt	1324-18 DL/PC 1324 T22	Gray	18"	80.3	12	22,500	
T22	13241506	1324-18 DL/PC T22 'FIBER OPTICS' 1/2-6 HBlt	1324-18 DL/PC 1324 T22	Gray	18"	80.3	12	22,500	
T22	13241507	1324-18 DL/PC T22 'TELEPHONE' 1/2-6 HBlt	1324-18 DL/PC 1324 T22	Gray	18"	80.3	12	22,500	

# DURALITE™ 1730

Polyolefin Blend - 17" x 30"



MEDIUM DUTY  
ANSI/SCTE TIER 15

RATING	PART #	DESC 1	DESC 2	COLOR	DEPTH	ITEM WEIGHT	PALLET QTY	DESIGN LOAD (LB)	QUICK SHIP
<b>Body - 1730</b>									
T15	17302585	Body, Duralite, Composite - 1730-12	-	Gray	12"	28.5	8	15,000	
T15	17302590	Body, Duralite, Composite - 1730-18	-	Gray	18"	36.2	6	15,000	
T22	17302587	Body, Duralite, Composite- 1730-12	-	Gray	12"	33.6	6	22,500	
T22	17302595	Body, Duralite, Composite- 1730-18	-	Gray	18"	41.3	6	22,500	
<b>Lid - 1730 Polymer Concrete</b>									
T15	17304604	Lid, Polymer Conc, T15, Blank	-	Gray	-	79.7	25	15,000	
T15	17304600	Lid, Polymer Conc, T15, Mark Plate Req	-	Gray	-	79.7	25	15,000	
T15	17304608	Lid, Polymer Conc, T15, Electric	-	Gray	-	79.7	25	15,000	
T15	17304611	Lid, Polymer Conc, T15, Street Lighting	-	Gray	-	79.7	25	15,000	
T15	17304147	Lid, Polymer Conc, Traffic Signal	-	Gray	-	79.7	25	15,000	
T15	17304607	Lid, Polymer Conc, T15, Communication	-	Gray	-	79.7	25	15,000	
T15	17304609	Lid, Polymer Conc, T15, Fiber Optics	-	Gray	-	79.7	25	15,000	
T15	17304612	Lid, Polymer Conc, T15, Telephone	-	Gray	-	79.7	25	15,000	
<b>Unit - 1730</b>									
T15	17301261	1730-12 DL/PC T15 'BLANK' 1/2-6 HBlt	1730-12 DL/PC 1730 T15	Gray	12"	108.4	8	15,000	
T15	17301262	1730-12 DL/PC T15 Marking Plate Req. 1/2-6 HBlt	1730-12 DL/PC 1730 T15	Gray	12"	108.4	8	15,000	
T15	17301263	1730-12 DL/PC T15 'ELECTRIC' 1/2-6 HBlt	1730-12 DL/PC 1730 T15	Gray	12"	108.4	8	15,000	
T15	17301264	1730-12 DL/PC T15 'STREET LIGHTING' 1/2-6 HBlt	1730-12 DL/PC 1730 T15	Gray	12"	108.4	8	15,000	
T15	17301265	1730-12 DL/PC T15 'TRAFFIC SIGNAL' 1/2-6 HBlt	1730-12 DL/PC 1730 T15	Gray	12"	108.4	8	15,000	
T15	17301266	1730-12 DL/PC T15 'COMMUNICATION' 1/2-6 HBlt	1730-12 DL/PC 1730 T15	Gray	12"	108.4	8	15,000	
T15	17301267	1730-12 DL/PC T15 'FIBER OPTICS' 1/2-6 HBlt	1730-12 DL/PC 1730 T15	Gray	12"	108.4	8	15,000	
T15	17301268	1730-12 DL/PC T15 'TELEPHONE' 1/2-6 HBlt	1730-12 DL/PC 1730 T15	Gray	12"	108.4	8	15,000	
T15	17301400	1730-18 DL/PC T15 'BLANK' 1/2-6 HBlt	1730-18 DL/PC 1730 T15	Gray	18"	116.1	6	15,000	
T15	17301401	1730-18 DL/PC T15 Marking Plate Req. 1/2-6 HBlt	1730-18 DL/PC 1730 T15	Gray	18"	116.1	6	15,000	
T15	17301402	1730-18 DL/PC T15 'ELECTRIC' 1/2-6 HBlt	1730-18 DL/PC 1730 T15	Gray	18"	116.1	6	15,000	
T15	17301403	1730-18 DL/PC T15 'STREET LIGHTING' 1/2-6 HBlt	1730-18 DL/PC 1730 T15	Gray	18"	116.1	6	15,000	
T15	17301404	1730-18 DL/PC T15 'TRAFFIC SIGNAL' 1/2-6 HBlt	1730-18 DL/PC 1730 T15	Gray	18"	116.1	6	15,000	
T15	17301405	1730-18 DL/PC T15 'COMMUNICATION' 1/2-6 HBlt	1730-18 DL/PC 1730 T15	Gray	18"	116.1	6	15,000	
T15	17301406	1730-18 DL/PC T15 'FIBER OPTICS' 1/2-6 HBlt	1730-18 DL/PC 1730 T15	Gray	18"	116.1	6	15,000	
T15	17301407	1730-18 DL/PC T15 'TELEPHONE' 1/2-6 HBlt	1730-18 DL/PC 1730 T15	Gray	18"	116.1	6	15,000	
T22	17301300	1730-12 DL/PC T22 'BLANK' 1/2-6 HBlt	1730-12 DL/PC 1730 T22	Gray	12"	109.3	8	22,500	
T22	17301301	1730-12 DL/PC T22 Marking Plate Req. 1/2-6 HBlt	1730-12 DL/PC 1730 T22	Gray	12"	109.3	8	22,500	
T22	17301302	1730-12 DL/PC T22 'ELECTRIC' 1/2-6 HBlt	1730-12 DL/PC 1730 T22	Gray	12"	109.3	8	22,500	
T22	17301303	1730-12 DL/PC T22 'STREET LIGHTING' 1/2-6 HBlt	1730-12 DL/PC 1730 T22	Gray	12"	109.3	8	22,500	
T22	17301304	1730-12 DL/PC T22 'TRAFFIC SIGNAL' 1/2-6 HBlt	1730-12 DL/PC 1730 T22	Gray	12"	109.3	8	22,500	
T22	17301305	1730-12 DL/PC T22 'COMMUNICATION' 1/2-6 HBlt	1730-12 DL/PC 1730 T22	Gray	12"	109.3	8	22,500	
T22	17301306	1730-12 DL/PC T22 'FIBER OPTICS' 1/2-6 HBlt	1730-12 DL/PC 1730 T22	Gray	12"	109.3	8	22,500	
T22	17301307	1730-12 DL/PC T22 'TELEPHONE' 1/2-6 HBlt	1730-12 DL/PC 1730 T22	Gray	12"	109.3	8	22,500	
T22	17301500	1730-18 DL/PC T22 'BLANK' 1/2-6 HBlt	1730-18 DL/PC 1730 T22	Gray	18"	119.3	6	22,500	
T22	17301501	1730-18 DL/PC T22 Marking Plate Req. 1/2-6 HBlt	1730-18 DL/PC 1730 T22	Gray	18"	119.3	6	22,500	
T22	17301502	1730-18 DL/PC T22 'ELECTRIC' 1/2-6 HBlt	1730-18 DL/PC 1730 T22	Gray	18"	119.3	6	22,500	
T22	17301503	1730-18 DL/PC T22 'STREET LIGHTING' 1/2-6 HBlt	1730-18 DL/PC 1730 T22	Gray	18"	119.3	6	22,500	
T22	17301504	1730-18 DL/PC T22 'TRAFFIC SIGNAL' 1/2-6 HBlt	1730-18 DL/PC 1730 T22	Gray	18"	119.3	6	22,500	
T22	17301505	1730-18 DL/PC T22 'COMMUNICATION' 1/2-6 HBlt	1730-18 DL/PC 1730 T22	Gray	18"	119.3	6	22,500	
T22	17301506	1730-18 DL/PC T22 'FIBER OPTICS' 1/2-6 HBlt	1730-18 DL/PC 1730 T22	Gray	18"	119.3	6	22,500	
T22	17301507	1730-18 DL/PC T22 'TELEPHONE' 1/2-6 HBlt	1730-18 DL/PC 1730 T22	Gray	18"	119.3	6	22,500	

# DURALITE™ 2436

Polyolefin Blend - 24" x 36"



MEDIUM DUTY  
ANSI/SCTE TIER 15



HEAVY DUTY  
ANSI/SCTE TIER 22

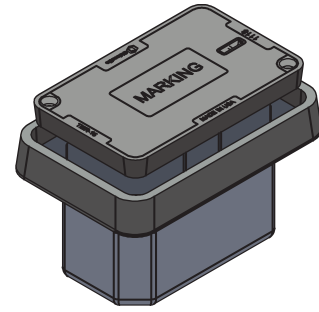


RATING	PART #	DESC 1	DESC 2	COLOR	DEPTH	ITEM WEIGHT	PALLET QTY	DESIGN LOAD (LB)	QUICK SHIP
<b>Body - 2436</b>									
T22	24362076	2436-24 DL/HSW Body T15/T22 0 MsHI Gray	4x 1/2-6 Nut S162422	Black	24"	79.2	2	22,500	
<b>Lid - 2436 Polymer Concrete</b>									
T22	24364010	Lid, Polymer Conc, T22, Blank	-	Gray	-	147.0	10	22,500	
T22	24364603	Lid, Polymer Conc, T22 Mark Plate Req	-	Gray	-	147.0	10	22,500	
T22	24364008	Lid, Polymer Conc, T22, Electric	-	Gray	-	147.0	10	22,500	
T22	24364017	Lid, Polymer Conc, T22, Street Lighting	-	Gray	-	147.0	10	22,500	
T22	24364016	Lid, Polymer Conc, T22, Traffic Signal	-	Gray	-	147.0	10	22,500	
T22	24364013	Lid, Polymer Conc, T22, Communication	-	Gray	-	147.0	10	22,500	
T22	24364015	Lid, Polymer Conc, T22, Fiber Optics	-	Gray	-	147.0	10	22,500	
T22	24364018	Lid, Polymer Conc, T22, Telephone	-	Gray	-	147.0	10	22,500	
<b>Lid - 2436</b>									
T15	24364500	2436 DL / LW Flsh Cover Gray, T15, Marking Plate Required	2x 1/2-6 Hex Auger CpBlt	Gray	-	40.1	10	15,000	
T15	24364625	2436 DL / LW T Cover Gray, T15, Marking Plate Required	2x 1/2-6 Hex Auger CpBlt	Gray	-	40.1	10	15,000	
T22	24364550	2436 DL/LW Flsh Cover Gray, T22, Marking Plate Required	2x 1/2-6 Hex Auger CpBlt	Gray	-	40.1	10	22,500	
T22	24364560	2436 DL / LW Flsh Cover Gray, T22, 'Blank'	2x 1/2-6 Hex Auger CpBlt, Marking Plate Lid, Orange EMS	Gray	-	40.1	10	22,500	
T22	24364561	2436 DL / LW Flsh Cover Gray, T22, Marking Plate Required	2x 1/2-6 Hex Auger CpBlt, Orange EMS	Gray	-	40.1	10	22,500	
T22	24364650	2436 DL / LW T Cover Gray, T22, Marking Plate Required	2x 1/2-6 Hex Auger CpBlt	Gray	-	40.1	10	22,500	
T22	24364660	2436 DL / LW T Cover Gray, T22, 'Blank'	2x 1/2-6 Hex Auger CpBlt, Marking Plate Lid, Orange EMS	Gray	-	40.1	10	22,500	
T22	24364661	2436 DL / LW T Cover Gray, T22, Marking Plate Required	2x 1/2-6 Hex Auger CpBlt, Orange EMS	Gray	-	40.1	10	22,500	
<b>Unit - 2436</b>									
T15	24361210	2436-24 GRAY DL / LW Flsh, T15 MARKING PLATE REQUIRED	1/2-6 HBlt Hex Auger	Gray	24"	119.4	4	15,000	
T15	24361260	2436-24 GRAY DL / LW T Cover, T15 MARKING PLATE REQUIRED	1/2-6 HBlt Hex Auger	Gray	24"	125.4	4	15,000	
T15	24361300	2436-24 DL/PC T15 'BLANK' 1/2-6 HBlt	"2x 1/2-6 Hex Auger Bolts	Gray	24"	247.8	2	15,000	
T15	24361308	2436-24 DL/PC T22 'TRAFFIC SIGNAL'	1/2-6 HBlt	Gray	24"	247.8	2	15,000	
T22	24361200	2436-24 DL/PC T22 'BLANK' 1/2-6 HBlt	2436-24 DL/PC 2436T22	Gray	24"	247.8	2	22,500	
T22	24361201	2436-24 DL/PC T22 MARKING PLATE REQUIRED 1/2-6 HBlt	2436-24 DL/PC 2436T22	Gray	24"	247.8	2	22,500	
T22	24361202	2436-24 DL/PC T22 'ELECTRIC'	1/2-6 HBlt	Gray	24"	247.8	2	22,500	
T22	24361203	2436-24 DL/PC T22 'STREET LIGHTING'	1/2-6 HBlt	Gray	24"	247.8	2	22,500	
T22	24361205	2436-24 DL/PC T22 'COMMUNICATION' 1/2-6 HBlt	2436-24 DL/PC 2436T22	Gray	24"	247.8	2	22,500	
T22	24361207	2436-24 DL/PC T22 'TELEPHONE' 1/2-6 HBlt	2436-24 DL/PC 2436T22	Gray	24"	247.8	2	22,500	
T22	24361208	2436-24 DL/PC T22 'TRAFFIC SIGNAL'	1/2-6 HBlt	Gray	24"	247.8	2	22,500	
T22	24361209	2436-24 DL/PC T22 'FIBER OPTICS' 1/2-6 HBlt	2436-24 DL/PC 2436T22	Gray	24"	247.8	2	22,500	
T22	24361230	2436-24 GRAY DL / LW T Cover, T22 MARKING PLATE REQUIRED	1/2-6 HBlt Hex Auger	Gray	24"	125.4	4	22,500	
T22	24361231	2436-24 GRAY DL / LW T Cover, T22 'BLANK'	1/2-6 HBlt Hex Auger, Orange EMS	Gray	24"	125.4	4	22,500	
T22	24361232	2436-24 GRAY DL / LW T Cover, T22, Marking Plate Required	1/2-6 HBlt Hex Auger, Orange EMS	Gray	24"	125.4	4	22,500	
T22	24361240	2436-24 GRAY DL / LW Flsh Cover, T22 MARKING PLATE REQUIRED	1/2-6 HBlt Hex Auger	Gray	24"	119.4	4	22,500	
T22	24361241	2436-24 GRAY DL / LW Flsh Cover, T22 'BLANK'	1/2-6 HBlt Hex Auger, Orange EMS	Gray	24"	119.4	4	22,500	
T22	24361242	2436-24 GRAY DL / LW Flsh Cover, T22, Marking Plate Required	1/2-6 HBlt Hex Auger, Orange EMS	Gray	24"	119.4	4	22,500	
T22	24361245	2436-24 GRAY DL / LW Flsh Cover, T22 MARKING PLATE REQUIRED	1/2-6 Pblt Penta Auger	Gray	24"	119.4	4	22,500	

Products are rated by the lowest component rating.  
Tier 15 cover with a tier 22 body is rated tier 15.  
Tier 22 cover with a tier 22 body is rated tier 22.

# OLDCASTLE FRP 1118

Fiberglass Reinforced Polymer - 11" x 18"

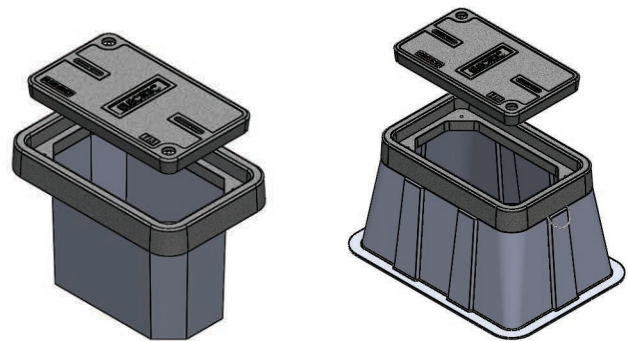


MEDIUM DUTY  
ANSI/SCTE TIER 15

RATING	PART #	DESC 1	DESC 2	COLOR	DEPTH	ITEM WEIGHT	PALLET QTY	DESIGN LOAD (LB)	QUICK SHIP
<b>Units Oldcastle FRP - 1118 Straight Wall</b>									
T15	11181810	Unit, Oldcastle FRP, 1118-12 SW EMS Blank		Gray	12"			15,000	
T15	11181820	Unit, Oldcastle FRP, 1118-18 SW Blank		Gray	18"			15,000	

# OLDCASTLE FRP 1324

Fiberglass Reinforced Polymer - 13" x 24"



MEDIUM DUTY  
ANSI/SCTE TIER 15

RATING	PART #	DESC 1	DESC 2	COLOR	DEPTH	ITEM WEIGHT	PALLET QTY	DESIGN LOAD (LB)	QUICK SHIP
<b>Units Oldcastle FRP - 1324 Flared Wall</b>									
T15	13241700	Unit, Oldcastle FRP, Fiberglass 1324-12 FW Blank		Gray	12"			15,000	
T15	13241710	Unit, Oldcastle FRP, Fiberglass 1324-18 FW Blank		Gray	18"			15,000	
T15	13241730	Unit, Oldcastle FRP, 1324-18 FW Blank Penta Bolt		Gray	18"			15,000	
T15	13241720	Unit, Oldcastle FRP, 1324-24 FW EMS Blank		Gray	24"			15,000	
T15	13241750	Unit, Oldcastle FRP, Fiberglass 1324-24 FW Blank		Gray	24"			15,000	
<b>Units Oldcastle FRP - 1324 Straight Wall</b>									
T15	13241800	Unit, Oldcastle FRP, Fiberglass 1324-18 SW Blank		Gray	18"			15,000	
T15	13241810	Unit, Oldcastle FRP, Fiberglass 1324-24 SW Blank		Gray	24"			15,000	

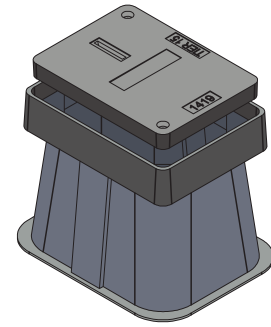
OLDCASTLE FRP

1118 & 1324

Products are rated by the lowest component rating.  
Tier 15 cover with a tier 22 body is rated tier 15.  
Tier 22 cover with a tier 22 body is rated tier 22.

# OLDCASTLE FRP 1419

Fiberglass Reinforced Polymer - 14" x 19"

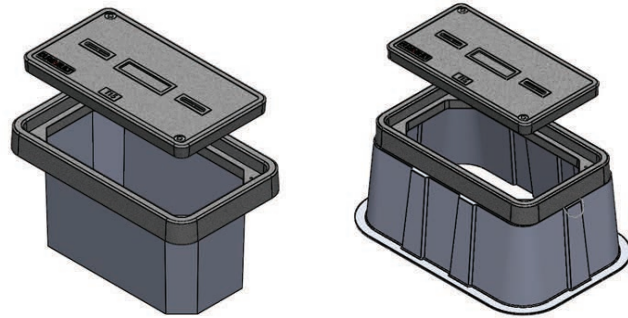


MEDIUM DUTY  
ANSI/SCTE TIER 15

RATING	PART #	DESC 1	DESC 2	COLOR	DEPTH	ITEM WEIGHT	PALLET QTY	DESIGN LOAD (LB)	QUICK SHIP
<b>Units Oldcastle FRP - 1419 Flared Wall</b>									
T15	14191710	Unit, Oldcastle FRP, 1419-18 FW Blank		Gray	18"			15,000	
T15	14191720	Unit, Oldcastle FRP, 1419-24 FW Blank		Gray	24"			15,000	

# OLDCASTLE FRP 1730

Fiberglass Reinforced Polymer - 17" x 30"



MEDIUM DUTY  
ANSI/SCTE TIER 15

RATING	PART #	DESC 1	DESC 2	COLOR	DEPTH	ITEM WEIGHT	PALLET QTY	DESIGN LOAD (LB)	QUICK SHIP
<b>Units Oldcastle FRP - 1730 Flared Wall</b>									
T15	17301700	Unit, Oldcastle FRP, Fiberglass 1730-12 FW Blank		Gray	12"			15,000	
T15	17301710	Unit, Oldcastle FRP, 1730-12 FW Blank Penta Bolt		Gray	12"			15,000	
T15	17301720	Unit, Oldcastle FRP, Fiberglass 1730-18 FW Blank		Gray	18"			15,000	
T15	17301730	Unit, Oldcastle FRP, 1730-18 FW Blank Penta Bolt		Gray	18"			15,000	
T15	17301737	Unit, Oldcastle FRP, Fiberglass 1730-24 FW Blank		Gray	24"			15,000	
T15	17301735	Unit, Oldcastle FRP, 1730-24 FW Communication		Gray	24"			15,000	
T15	17301750	Unit, Oldcastle FRP, 1730-24 FW Blank Penta Bolt		Gray	24"			15,000	
T15	17301740	Unit, Oldcastle FRP, Fiberglass 1730-30 FW Blank		Gray	30"			15,000	
<b>Units Oldcastle FRP - 1730 Straight Wall</b>									
T15	17301800	Unit, Oldcastle FRP, Fiberglass 1730-12 SW Blank		Gray	12"			15,000	
T15	17301810	Unit, Oldcastle FRP, Fiberglass 1730-18 SW Blank		Gray	18"			15,000	
T15	17301820	Unit, Oldcastle FRP, Fiberglass 1730-24 SW Blank		Gray	24"			15,000	
T15	17301825	Unit, Oldcastle FRP, 1730-24 SW Blank EMS		Gray	24"			15,000	
T15	17301830	Unit, Oldcastle FRP, Fiberglass 1730-30 SW Blank		Gray	30"			15,000	

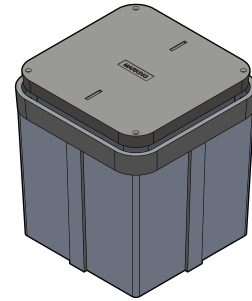
OLDCASTLE FRP

1419 & 1730



# OLDCASTLE FRP 2424

Fiberglass Reinforced Polymer - 24" x 24"

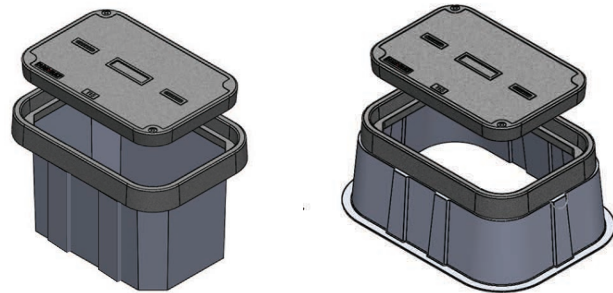


MEDIUM DUTY  
ANSI/SCTE TIER 15

RATING	PART #	DESC 1	DESC 2	COLOR	DEPTH	ITEM WEIGHT	PALLET QTY	DESIGN LOAD (LB)	QUICK SHIP
<b>Units Oldcastle FRP - 2424 Straight Wall</b>									
T15	24241810	Unit, Oldcastle FRP, 2424-24 SW Blank		Gray	24"			15,000	
T15	24241820	Unit, Oldcastle FRP, 2424-24 SW EMS Blank		Gray	24"			15,000	

# OLDCASTLE FRP 2436

Fiberglass Reinforced Polymer - 24" x 36"



MEDIUM DUTY  
ANSI/SCTE TIER 15

RATING	PART #	DESC 1	DESC 2	COLOR	DEPTH	ITEM WEIGHT	PALLET QTY	DESIGN LOAD (LB)	QUICK SHIP
<b>Units Oldcastle FRP - 2436 Flared Wall</b>									
T15	24361700	Unit, Oldcastle FRP, Fiberglass 2436-18 FW Blank		Gray	18"			15,000	
T15	24361710	Unit, Oldcastle FRP, 2436-18 FW EMS Blank		Gray	18"			15,000	
T15	24361726	Unit, Oldcastle FRP, Fiberglass 2436-24 FW Blank		Gray	24"			15,000	
T15	24361722	Unit, Oldcastle FRP, 2436-24 FW Blank Penta Bolt		Gray	24"			15,000	
T15	24361724	Unit, Oldcastle FRP, 2436-24 FW EMS Blank Penta		Gray	24"			15,000	
T15	24361750	Unit, Oldcastle FRP, Fiberglass 2436-30 FW Blank		Gray	30"			15,000	
T15	24361730	Unit, Oldcastle FRP, 2436-30 FW EMS Blank		Gray	30"			15,000	
T15	24361735	Unit, Oldcastle FRP, 2436-30 FW Blank		Gray	30"			15,000	
T15	24361740	Unit, Oldcastle FRP, 2436-36 FW EMS Blank		Gray	36"			15,000	
T15	24361745	Unit, Oldcastle FRP, 2436-36 FW EMS Blank Penta		Gray	36"			15,000	
T15	24361770	Unit, Oldcastle FRP, Fiberglass 2436-36 FW Blank		Gray	36"			15,000	
<b>Units Oldcastle FRP - 2436 Straight Wall</b>									
T15	24361800	Unit, Oldcastle FRP, Fiberglass 2436-18 SW Blank		Gray	18"			15,000	
T15	24361810	Unit, Oldcastle FRP, Fiberglass 2436-24 SW Blank		Gray	24"			15,000	
T15	24361815	Unit, Oldcastle FRP, 2436-24 SW EMS Blank		Gray	24"			15,000	
T15	24361825	Unit, Oldcastle FRP, Fiberglass 2436-30 SW Blank		Gray	30"			15,000	
T15	24361850	Unit, Oldcastle FRP, 2436-36 SW Blank MH		Gray	36"			15,000	
T15	24361860	Unit, Oldcastle FRP, 2436-36 SW EMS Blank		Gray	36"			15,000	
T15	24361845	Unit, Oldcastle FRP, Fiberglass 2436-36 SW Blank		Gray	36"			15,000	
T15	24361830	Unit, Oldcastle FRP, Fiberglass 2436-48 SW Blank		Gray	48"			15,000	


OLDCASTLE FRP

2424 & 2436



# OLDCASTLE FRP 3048

Fiberglass Reinforced Polymer - 30" x 48"



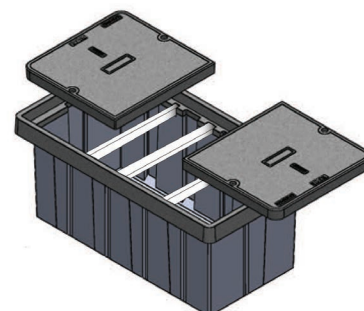
OLDCASTLE FRP

3048 & 3060

RATING	PART #	DESC 1	DESC 2	COLOR	DEPTH	ITEM WEIGHT	PALLET QTY	DESIGN LOAD (LB)	QUICK SHIP
<b>Units Oldcastle FRP - 3048 Flared Wall</b>									
T15	30481700	Unit, Oldcastle FRP, Fiberglass 3048-18 FW Blank		Gray	18"			15,000	
T15	30481730	Unit, Oldcastle FRP, Fiberglass 3048-24 FW Blank		Gray	24"			15,000	
T15	30481710	Unit, Oldcastle FRP, 3048-24 FW EMS Blank Penta		Gray	24"			15,000	
T15	30481726	Unit, Oldcastle FRP, 3048-30 FW EMS Blank		Gray	30"			15,000	
T15	30481720	Unit, Oldcastle FRP, Fiberglass 3048-30 FW Blank		Gray	30"			15,000	
T15	30481732	Unit, Oldcastle FRP, 3048-36 FW Blank Penta Bolt		Gray	36"			15,000	
T15	30481735	Unit, Oldcastle FRP, 3048-36 FW EMS Blank		Gray	36"			15,000	
T15	30481750	Unit, Oldcastle FRP, Fiberglass 3048-36 FW Blank		Gray	36"			15,000	
<b>Units Oldcastle FRP - 3048 Straight Wall</b>									
T15	30481800	Unit, Oldcastle FRP, Fiberglass 3048-18 SW Blank		Gray	18"			15,000	
T15	30481810	Unit, Oldcastle FRP, Fiberglass 3048-24 SW Blank		Gray	24"			15,000	
T15	30481815	Unit, Oldcastle FRP, 3048-24 SW Blank Penta Bolt		Gray	24"			15,000	
T15	30481820	Unit, Oldcastle FRP, Fiberglass 3048-30 SW Blank		Gray	30"			15,000	
T15	30481835	Unit, Oldcastle FRP, 3048-36 SW EMS Blank		Gray	36"			15,000	
T15	30481840	Unit, Oldcastle FRP, 3048-36 SW Blank K/O		Gray	36"			15,000	
T15	30481842	Unit, Oldcastle FRP, 3048-36 SW EMS Blank Penta		Gray	36"			15,000	
T15	30481830	Unit, Oldcastle FRP, Fiberglass 3048-36 SW Blank		Gray	36"			15,000	
T15	30481850	Unit, Oldcastle FRP, Fiberglass 3048-48 SW Blank		Gray	48"			15,000	

# OLDCASTLE FRP 3060

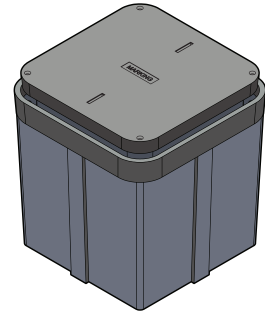
Fiberglass Reinforced Polymer - 30" x 60"



RATING	PART #	DESC 1	DESC 2	COLOR	DEPTH	ITEM WEIGHT	PALLET QTY	DESIGN LOAD (LB)	QUICK SHIP
<b>Units Oldcastle FRP - 3060 Straight Wall</b>									
T15	30601800	Unit, Oldcastle FRP, Fiberglass 3060-30 SW Blank		Gray	30"			15,000	
T15	30601815	Unit, Oldcastle FRP, 3060-30 SW EMS Blank		Gray	30"			15,000	
T15	30601825	Unit, Oldcastle FRP, 3060-30 SW EMS Blank Penta		Gray	30"			15,000	
T15	30601810	Unit, Oldcastle FRP, Fiberglass 3060-36 SW Blank		Gray	36"			15,000	
T15	30601820	Unit, Oldcastle FRP, 3060-36 SW EMS Blank		Gray	36"			15,000	
T15		Unit, Oldcastle FRP, Fiberglass 3060-60 SW Blank		Gray	60"			15,000	

# OLDCASTLE FRP 3636

Fiberglass Reinforced Polymer - 36" x 36"

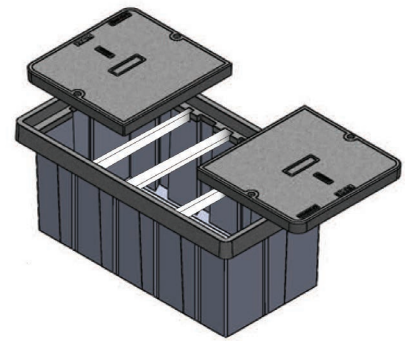


MEDIUM DUTY  
ANSI/SCTE TIER 15

RATING	PART #	DESC 1	DESC 2	COLOR	DEPTH	ITEM WEIGHT	PALLET QTY	DESIGN LOAD (LB)	QUICK SHIP
<b>Units Oldcastle FRP - 3636 Straight Wall</b>									
T15	36361810	Unit, Oldcastle FRP, 3636-36 SW Blank		Gray	36"			15,000	

# OLDCASTLE FRP 3660

Fiberglass Reinforced Polymer - 36" x 60"

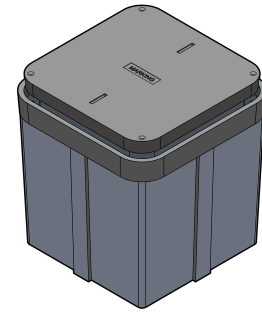


MEDIUM DUTY  
ANSI/SCTE TIER 15

RATING	PART #	DESC 1	DESC 2	COLOR	DEPTH	ITEM WEIGHT	PALLET QTY	DESIGN LOAD (LB)	QUICK SHIP
<b>Units Oldcastle FRP - 3660 Straight Wall</b>									
T15	36601717	Unit, Oldcastle FRP, Fiberglass 3660-24 SW Blank		Gray	24"			15,000	
T15	36601810	Unit, Oldcastle FRP, Fiberglass 3660-30 SW Blank		Gray	30"			15,000	
T15	36601710	Unit, Oldcastle FRP, Fiberglass 3660-36 SW Blank		Gray	36"			15,000	
T15	36601830	Unit, Oldcastle FRP, Fiberglass 3660-60 SW Blank		Gray	60"			15,000	

# OLDCASTLE FRP 4848

Fiberglass Reinforced Polymer - 48" x 48"

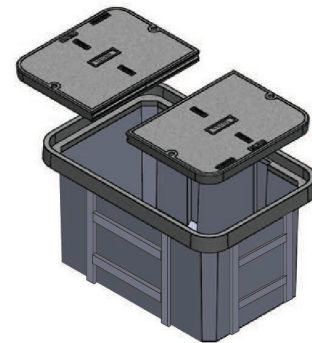


MEDIUM DUTY  
ANSI/SCTE TIER 15

RATING	PART #	DESC 1	DESC 2	COLOR	DEPTH	ITEM WEIGHT	PALLET QTY	DESIGN LOAD (LB)	QUICK SHIP
<b>Units Oldcastle FRP - 4848 Straight Wall</b>									
T15	48481810	Unit, Oldcastle FRP, 4848-24 SW EMS Blank		Gray	24"			15,000	
T15	48481820	Unit, Oldcastle FRP, 4848-24 SW Blank		Gray	24"			15,000	
T15	48481800	Unit, Oldcastle FRP, 4848-48 SW Blank		Gray	48"			15,000	
T15	48481805	Unit, Oldcastle FRP, 4848-48 SW CI Cover Blank		Gray	48"			15,000	
T15	48481815	Unit, Oldcastle FRP, 4848-48 SW CI Cover Blank		Gray	48"			15,000	
T15	48481825	Unit, Oldcastle FRP, 4848-48 SW Blank		Gray	48"			15,000	
T15	48481835	Unit, Oldcastle FRP, 4848-60 SW Blank		Gray	60"			15,000	

# OLDCASTLE FRP 4872

Fiberglass Reinforced Polymer - 48" x 72"



MEDIUM DUTY  
ANSI/SCTE TIER 15

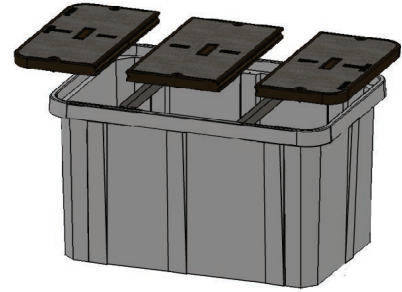
RATING	PART #	DESC 1	DESC 2	COLOR	DEPTH	ITEM WEIGHT	PALLET QTY	DESIGN LOAD (LB)	QUICK SHIP
<b>Units Oldcastle FRP - 4872 Straight Wall</b>									
T15	48721810	Unit, Oldcastle FRP, 4872-36 SW Blank		Gray	36"			15,000	
T15	48721800	Unit, Oldcastle FRP, 4872-48 SW Blank		Gray	48"			15,000	
T15	48721820	Unit, Oldcastle FRP, 4872-60 SW Blank		Gray	60"			15,000	

OLDCASTLE FRP

3636 & 3660

# OLDCASTLE FRP 4896

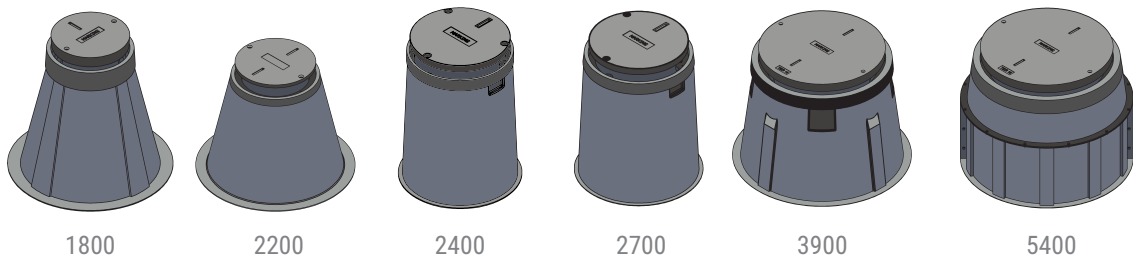
Fiberglass Reinforced Polymer - 48" x 96"



RATING	PART #	DESC 1	DESC 2	COLOR	DEPTH	ITEM WEIGHT	PALLET QTY	DESIGN LOAD (LB)	QUICK SHIP
<b>Units Oldcastle FRP - 4896 Straight Wall</b>									
T15	48961800	Unit, Oldcastle FRP, 4896-48 SW Blank		Gray	48"			15,000	

# OLDCASTLE FRP Rounds

Fiberglass Reinforced Polymer



RATING	PART #	DESC 1	DESC 2	COLOR	DEPTH	ITEM WEIGHT	PALLET QTY	DESIGN LOAD (LB)	QUICK SHIP
<b>Round Oldcastle FRP Unit - 1000</b>									
T15	10001820	Unit, Round, Oldcastle FRP, 1000-18 Blank			18"			15,000	
<b>Round Oldcastle FRP Unit - 1800</b>									
T15	18001710	Unit, Round, Oldcastle FRP, 1800-36, Blank			36"	179.0		15,000	
T15	18001720	Unit, Round, Oldcastle FRP, 1800-48 Blank			48"	189.0		15,000	
<b>Round Oldcastle FRP Unit - 2200</b>									
T15	22001710	Unit, Round, Oldcastle FRP, 2200-30 Blank			30"	86.0		15,000	
T15	22001810	Unit, Round, Oldcastle FRP, 2200-30 Blank			30"			15,000	
<b>Round Oldcastle FRP Unit - 2400</b>									
T15	24001820	Unit, Round, Oldcastle FRP, 2400-36 Blank			36"	230.0		15,000	
<b>Round Oldcastle FRP Unit - 2700</b>									
T15	27001710	Unit, Round, Oldcastle FRP, 2700-36 Blank			36"	169.0		15,000	
T15	27001720	Unit, Round, Oldcastle FRP, 2700-48 Blank			48"	184.0		15,000	
<b>Round Oldcastle FRP Unit - 3900</b>									
T15	39001710	Unit, Round, Oldcastle FRP, 3900-36 Blank			36"	460.0		15,000	
T15	39001720	Unit, Round, Oldcastle FRP, 3900-48 Blank			48"	503.0		15,000	
T15	39001730	Unit, Round, Oldcastle FRP, 3900-60 Blank			60"			15,000	
<b>Round Oldcastle FRP Unit - 5400</b>									
T15	54001710	Unit, Round, Oldcastle FRP, 5400-36 Blank			36"			15,000	
T15	54001720	Unit, Round, Oldcastle FRP, 5400-46 Blank			46"			15,000	
T15	54001730	Unit, Round, Oldcastle FRP, 5400-48 Blank			48"			15,000	






OLDCASTLE FRP 4896 & Rounds

# Marking Plate Lids

## Marking Plate Lids Oldcastle Polymer

RATING	PART #	DESC 1	DESC 2	COLOR	DEPTH	ITEM WEIGHT	PALLET QTY	DESIGN LOAD (LB)	QUICK SHIP
<b>1118 - Marking Plate Lid</b>									
T15	11184694	Lid, PC1118-T, T15 -SPECIAL w/MARKING PLATE	PC1118T-T15	Gray	-	20.0	60	15,000	
T22	11184695	Lid, PC1118-T, T22 - SPECIAL w/MARKING PLATE	PC1118T-T22	Gray	-	28.0	60	22,500	
<b>1324 - Marking Plate Lid</b>									
T15	13244694	Lid, PC1324-T, T15 -SPECIAL w/MARKING PLATE	PC1324T-T15	Gray	-	38.0	30	15,000	
T22	13244695	Lid, PC1324-T, T22 - SPECIAL w/MARKING PLATE	PC1324T-T22	Gray	-	51.0	30	22,500	
<b>1730 - Marking Plate Lid</b>									
T15	17304694	Lid, PC1730-T, T15 -SPECIAL w/MARKING PLATE	PC1730T-T15	Gray	-	62.0	25	15,000	
T22	17304695	Lid, PC1730-T, T22 - SPECIAL w/MARKING PLATE	PC1730T-T22	Gray	-	85.0	25	22,500	
<b>2424 - Marking Plate Lid</b>									
T15	24244694	Lid, PC2424-T, T15 -SPECIAL w/MARKING PLATE	PC2424T-T15	Gray	-	75.0	20	15,000	
T22	24244695	Lid, PC2424-T, T22 - SPECIAL w/MARKING PLATE	PC2424T-T22	Gray	-	112.0	20	22,500	
<b>2436 - Marking Plate Lid</b>									
T15	24364694	Lid, PC2436-T, T15 -SPECIAL w/MARKING PLATE	PC2436T-T15	Gray	-	150.0	10	15,000	
T22	24364695	Lid, PC2436-T, T22 - SPECIAL w/MARKING PLATE	PC2436T-T22	Gray	-	204.0	10	22,500	
<b>3048 - Marking Plate Lid</b>									
T15	30484694	Lid, PC3048-T, T15 -SPECIAL,2pc w/MARKING PLATE	PC3048T-T15	Gray	-	274.0	10	15,000	
T22	30484695	Lid, PC3048-T, T22 - SPECIAL,2pc w/MARKING PLATE	PC3048T-T22	Gray	-	338.0	10	22,500	
<b>3636 - Marking Plate Lid</b>									
T15	36364694	Lid, PC3636-T, T15 -SPECIAL w/MARKING PLATE	PC3636T-T15	Gray	-	235.0	5	15,000	
T22	36364695	Lid, PC3636-T, T22 - SPECIAL w/MARKING PLATE	PC3636T-T22	Gray	-	265.0	5	15,000	
<b>4848 - Marking Plate Lid</b>									
T15	48484694	Lid, PC4848-T, T15 -SPECIAL,2pc w/MARKING PLATE	PC4848T-T15	Gray	-	410.0	5	15,000	
T22	48484695	Lid, PC4848-T, T22 - SPECIAL,2pc w/MARKING PLATE	PC4848T-T22	Gray	-	620.0	5	22,500	

## Marking Plates

RATING	PART #	DESC 1	DESC 2	COLOR	DEPTH	ITEM WEIGHT	PALLET QTY	DESIGN LOAD (LB)	QUICK SHIP
<b>Marking Plate Kit - ABS Marking Plate with (2) Stainless Steel Spanner Bolts</b>									
-	31901101	Marking Plate-Blank	4"x8"	Gray	-	-	-	-	
-	31901110	Marking Plate-Electric	4"x8"	Gray	-	-	-	-	
-	31901130	Marking Plate-Traffic Signal	4"x8"	Gray	-	-	-	-	
-	31901140	Marking Plate-Street Lighting	4"x8"	Gray	-	-	-	-	
-	31901150	Marking Plate-High Voltage	4"x8"	Gray	-	-	-	-	
-	31901151	Marking Plate-Ground	4"x8"	Gray	-	-	-	-	
-	31901161	Marking Plate-Fiber Optics	4"x8"	Gray	-	-	-	-	
-	31901170	Marking Plate-Lighting	4"x8"	Gray	-	-	-	-	
<b>Marking Plate Adhesive</b>									
-	31900100	Sealant, Surebond SB-12 10.2oz Cartridge	10 Lid Coverage	Gray	-	-	-	-	

Standard Marking Plate: 4" x 8", 2 rows of lettering, max 13 characters each row. Options Available. Call Customer Service for Custom and Specialty Marking Orders.

## Steel Lids Oldcastle Polymer

RATING	PART #	DESC 1	DESC 2	MODEL	ITEM WEIGHT	PALLET QTY	QUICK SHIP
-	11184054	1118 Steel T Cover Gal Blank	PC BOX	1118	41	20	
-	13244180	1324 Steel T Cover Gal Blank	PC Box	1324	49	20	
-	17304186	1730 Steel T Cover Gal Blank	2x Prov	1730	65	14	
-	24364011	2436 Steel T Cover, Galv., Blank	Galvanized	2436	124	6	
-	30484019	3048 Steel T Cover Gal Blank	2 Piece Over Under	3048	196	6	
-	30604013	3060 Steel T Cover Blank	2 Piece Over Under	3060	246	10	

For solid bottom, dividers, and other Oldcastle Polymer Concrete (H-series) options contact customer service.

Products are rated by the lowest component rating.  
 Tier 15 cover with a tier 22 body is rated tier 15.  
 Tier 22 cover with a tier 22 body is rated tier 22.

# UNDERGROUND ENCLOSURES

## Installation Guide

**WARNING:** All installations must be performed by qualified personnel with proper safety equipment. When installing any surface-level underground enclosures installers must follow all national and local electrical, safety and building codes.

### PEDESTRIAN / GREENBELT Installations and Applications

Typical installations are pedestrian and greenbelt spaces and other non-deliberate traffic locations.



#### LOAD RATING:

- LIGHT DUTY | Pedestrian | Design Load: 300 PSF
- MEDIUM DUTY | ANSI/SCTE Tier 8 | Design Load: 8,000 lb

#### ENCLOSURE BRANDS:

- Carson®
- Christy®
- Fibrelyte®

### GREENBELT, SIDEWALK & RIGHT OF WAY Installations and Applications

Typical installations are greenbelt spaces, sidewalks and right of ways and other incidental non-deliberate traffic locations.



#### LOAD RATING:

- MEDIUM DUTY | ANSI/SCTE Tier 15 | Design Load: 15,000 lb
- HEAVY DUTY | ANSI/SCTE Tier 22 | Design Load: 22,500 lb

#### ENCLOSURE BRANDS:

- Duralite™
- Oldcastle FRP
- Oldcastle Polymer

### ROADWAYS AND DELIBERATE TRAFFIC AREAS Installations and Applications

Typical installations are roadways and deliberate traffic areas. Traffic rated products require a steel frame and cover with a concrete collar.



#### LOAD RATING:

- TRAFFIC RATED | AASHTO H20 | Design Load: 16,000 lb

#### ENCLOSURE BRANDS:

- Christy®

Always ensure the product load rating matches the anticipated load rating of the application.

Page 1



# UNDERGROUND ENCLOSURES

## Installation Guide

### INSTALLATION NOTES

● LIGHT DUTY    ● MEDIUM DUTY    ● HEAVY DUTY    ● TRAFFIC RATED

#### INSTALLATIONS ON A SLOPE OR HILLSIDE:

Enclosures installed on a slope or hillside should be installed level and have a retaining wall built to hold the soil to prevent erosion above the enclosure.

#### SIDEWALKS:

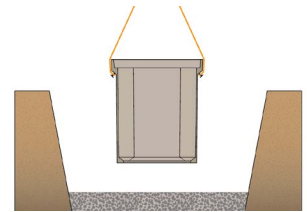
If the installation is to be within a sidewalk, it is generally more practical to use a masonry saw and remove the entire sidewalk width to facilitate proper soil removal.

#### BASE (CRUSHED STONE):

A base of 6" - 8" is recommended in high water table areas. A deeper layer of crushed stone may reduce the chances of settling over time. 2" to 4" of stone may be used in areas with high soil stability.

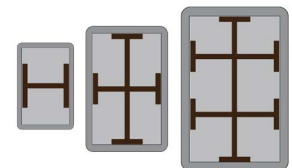
#### LIFTING:

Enclosures can be safely handled by hand by the proper number of trained workers or with proper lifting equipment. Always follow guidelines for safe lifting.



#### BRACING:

Install bracing within the enclosure to protect the sides from bowing during backfilling. Suitable bracing could be one or multiple wooden 2x4's cut to length and installed snug against the inside walls of the enclosure.



#### BACKFILL:

Be sure to remove any stones 3" or larger from the backfill material. An alternate 'dry lean mix' may be prepared for backfill using Portland cement and crushed rock in a ratio of 1:10. This higher strength alternative is useful where known traffic is anticipated within the vicinity of the enclosure that could cause vehicular surcharge loading.

#### TAMPING:

It is recommended not to use mechanical tamping tools such as a tamping ram or plate compactor when tamping the backfill material around the enclosure to prevent bowing to sides of the enclosure. Mechanical compactors can increase the soil density by as much as 200%. DO NOT use heavy equipment, like backhoes, for tamping as damage will occur.

**Always ensure the product load rating matches the anticipated load rating of the application.**

Page 2

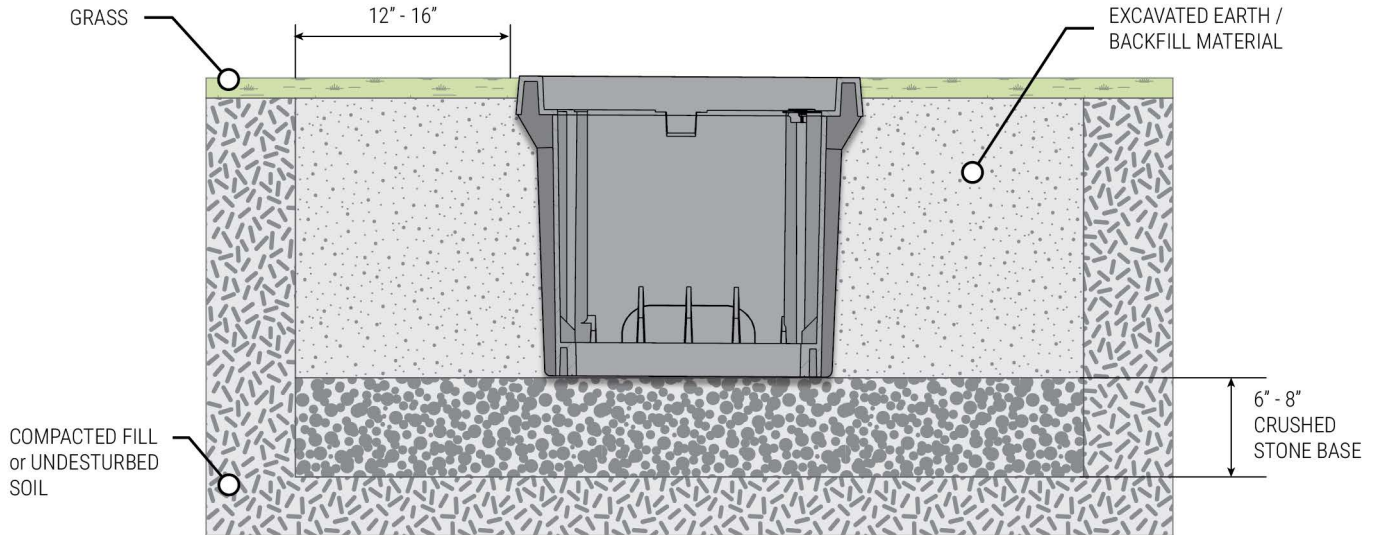
# UNDERGROUND ENCLOSURES

## Installation Guide

### PEDESTRIAN RATED / GREENBELT APPLICATIONS

■ LIGHT DUTY | Pedestrian | Design Load: 300 PSF

■ MEDIUM DUTY | ANSI/SCTE Tier 8 | Design Load: 8,000 lb



#### I. EXCAVATION

Excavate an area approximately 12" to 16" longer and wider and 6" to 8" deeper than the actual dimensions of the enclosure to be installed. The excavation floor should be flat and level.

#### II. INSTALLATION

1. Add a 6" to 8" deep base of  $\frac{3}{4}$ " and smaller, crushed stone to the excavated hole. The base material shall be crushed, angular stone, not 'river rock or round stone,' and should be free of soil and organic material (see page 2, "Base"). Use a mechanical or hand tamper to tamp down the crushed stone to be flat and level.
2. Set the enclosure box into the excavated hole. Adjust the height to grade. Be sure the enclosure is level, centered in the hole, and is parallel with the sidewalk or curb if applicable.
3. Install bracing (see page 2, "Bracing"), then install the cover and bolts to prevent debris from entering the enclosure and help maintain box rigidity during the backfilling procedure.
4. Utilize the excavated material to backfill along the open, outer sides of the excavated hole (see page 2, "Backfill").
5. Tamp the soil around the enclosure with hand tamping tools\*. Soil in the immediate vicinity should be tamped and sloped away from the enclosure. Be sure not to slope the grade towards the enclosure as debris could make the cover difficult to remove.
6. Remove the internal bracing and replace the cover and bolts to complete the installation.

\* DO NOT use heavy equipment, like backhoes, for tamping as damage will occur (see page 2, "Tamping").

**Always ensure the product load rating matches the anticipated load rating of the application.**

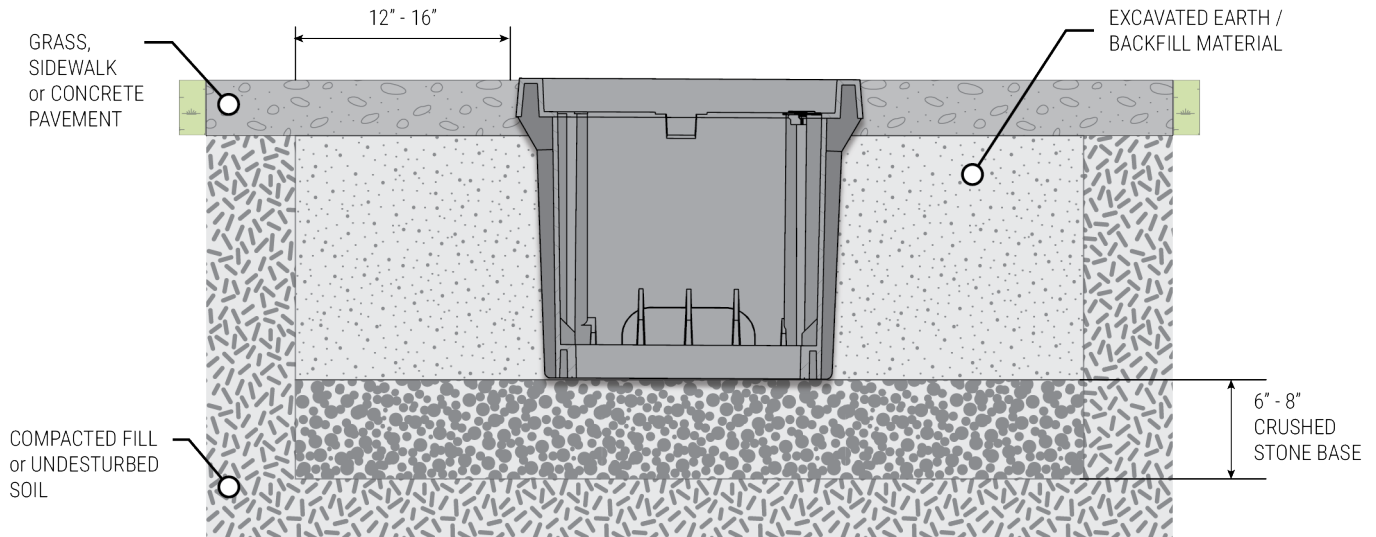
Page 3

# UNDERGROUND ENCLOSURES

## Installation Guide

### TIER 15 & TIER 22 RATED / GREENBELT, SIDEWALK & RIGHT OF WAY APPLICATIONS

● MEDIUM DUTY | ANSI/SCTE Tier 15 | Design Load: 15,000 lb    ● HEAVY DUTY | ANSI/SCTE Tier 22 | Design Load: 22,500 lb



#### I. EXCAVATION

Excavate an area approximately 12" to 16" longer and wider and 6" to 8" deeper than the actual dimensions of the enclosure to be installed (see page 2, "Sidewalk"). The excavation floor should be flat and level.

#### II. INSTALLATION

1. Add a 6" to 8" deep base of  $\frac{3}{4}$ " and smaller, crushed stone to the excavated hole. The base material shall be crushed, angular stone, not 'river rock or round stone,' and should be free of soil and organic material (see page 2, "Base"). Use a mechanical or hand tamper to tamp down the crushed stone to be flat and level.
2. Set the enclosure box into the excavated hole (see page 2, "Lifting"). Adjust the height to grade. Be sure the enclosure is level, centered in the hole, and is parallel with the sidewalk or curb if applicable.
3. Install bracing (see page 2, "Bracing"), then install the cover and bolts to prevent debris from entering the enclosure and help maintain box rigidity during the backfilling procedure.
4. Backfill along the open, outer sides of the excavated hole (see page 2, "Backfill").
5. Tamp the soil around the enclosure with hand tamping tools\*. Soil in the immediate vicinity should be tamped and sloped away from the enclosure. Be sure not to slope the grade towards the enclosure as debris could make the cover difficult to remove.
6. Remove the internal bracing and replace the cover and bolts to complete the installation.

\* DO NOT use heavy equipment, like backhoes, for tamping as damage will occur (see page 2, "Tamping").

**Always ensure the product load rating matches the anticipated load rating of the application.**

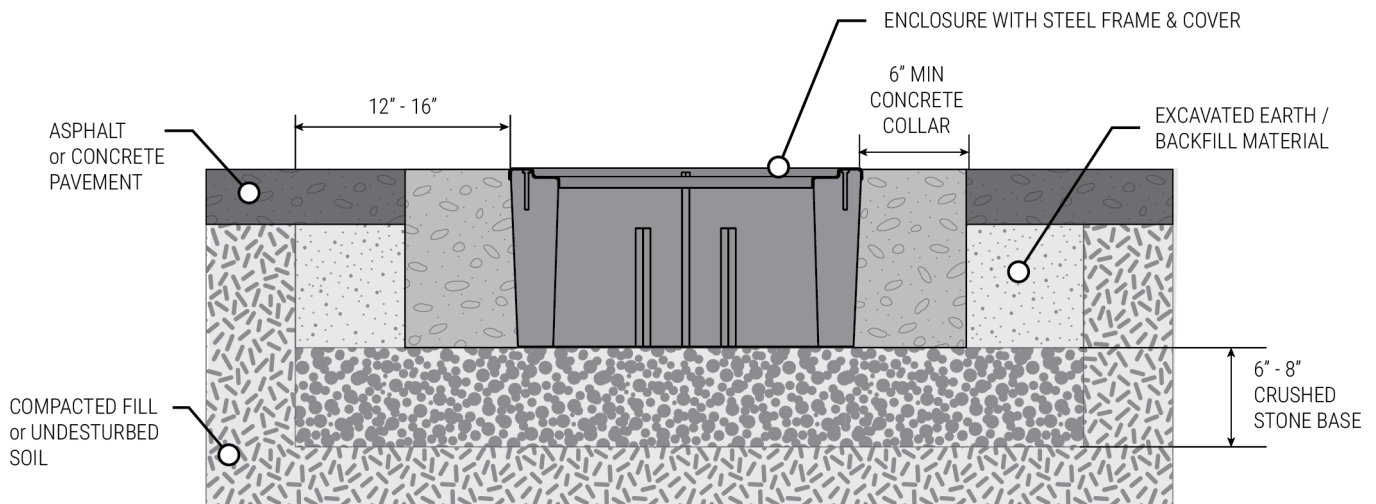
Page 4

# UNDERGROUND ENCLOSURES

## Installation Guide

### H2O RATED / TRAFFIC APPLICATIONS

■ TRAFFIC RATED | AASHTO H20 | Design Load: 16,000 lb



### I. EXCAVATION

Excavate an area approximately 12" to 16" longer and wider and 6" to 8" deeper than the actual dimensions of the enclosure to be installed (see page 2, "Sidewalk"). The excavation floor should be flat and level.

### II. INSTALLATION

1. Add a 6" to 8" deep base of  $\frac{3}{4}$ " and smaller, crushed stone to the excavated hole. The base material shall be crushed, angular stone, not 'river rock or round stone,' and should be free of soil and organic material (see page 2, "Base"). Use a mechanical or hand tamper to tamp down the crushed stone to be flat and level.
2. Set the enclosure box into the excavated hole (see page 2, "Lifting"). Adjust the height to grade. Be sure the enclosure is level, centered in the hole, and is parallel with the sidewalk or curb if applicable. Install the cover and bolts to prevent debris from entering the enclosure during the backfilling procedure.
3. Backfill along the open, outer sides of the excavated hole (see page 2, "Backfill").
4. The final 6" to 8" of the excavation should be finished with a concrete collar. This is accomplished by providing a form around the enclosure that would produce a six-inch minimum wide collar. The concrete collar mix used in the installation shall exceed a minimum of 3,000 PSI compressive strength.
5. Secure the cover and bolts to complete the installation.

**Always ensure the product load rating matches the anticipated load rating of the application.**

Page 5

# UNDERGROUND ENCLOSURES

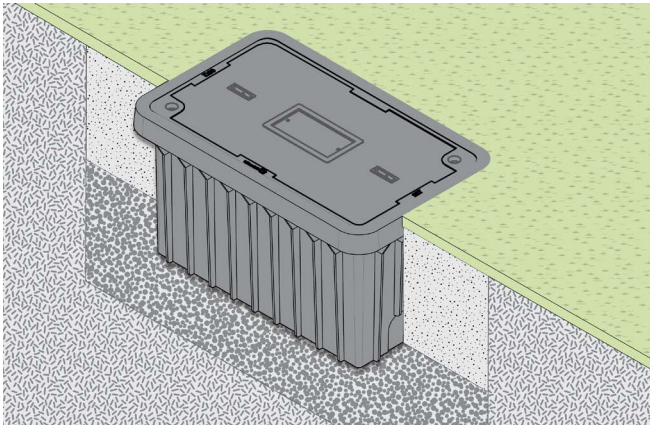
## Installation Guide

■ LIGHT DUTY

■ MEDIUM DUTY

■ HEAVY DUTY

■ TRAFFIC RATED




### PEDESTRIAN/GREENBELT

■ Carson® ■ Christy® ■ Fibrelyte®



Grass/Turf



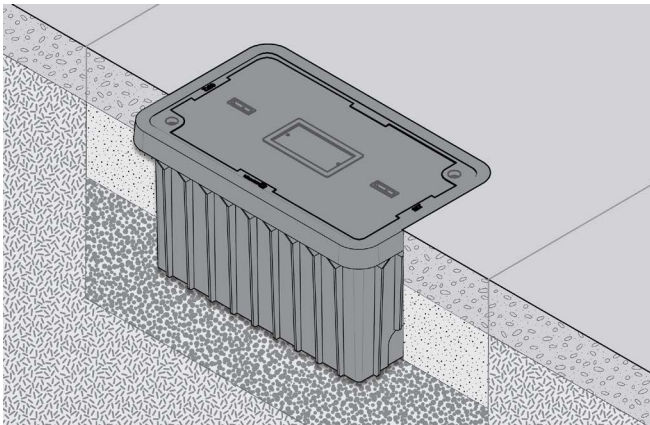
Crushed Rock



Excavated Earth



Undisturbed Earth




### SIDEWALK/CONCRETE


■ Duralite™ ■ Oldcastle FRP ■ Oldcastle Polymer




Sidewalk/Concrete



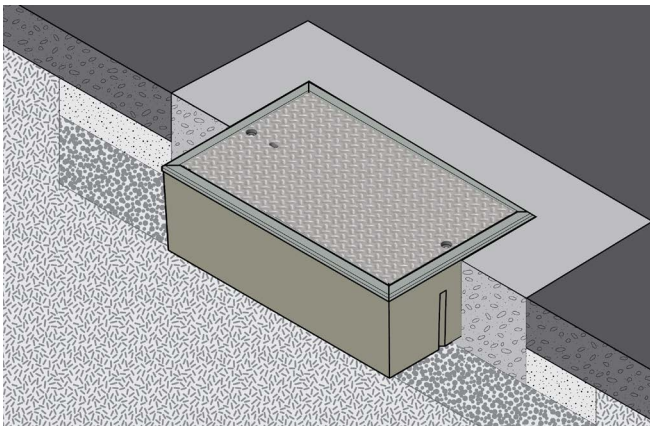
Crushed Rock



Excavated Earth



Undisturbed Earth




### TRAFFIC


■ Christy®




Asphalt/Pavement




Concrete Collar



Crushed Rock



Excavated Earth



Undisturbed Earth

Always ensure the product load rating matches the anticipated load rating of the application.



# MARKING PLATE

## Installation Guide

### Installation Methods

#### 2x8

- Adhesive



#### 4x8

- Adhesive
- Bolt Down
- Adhesive + Bolt Down



### Required Items

- Cover
- Marking Plate
- Equipment and Materials for Your Install Method
- Compressed Air for Debris Removal

### Equipment and Materials

#### Adhesive Installation

- Latex/Silicone Gloves
- Caulk Gun
- Adhesive: Seamer Mate or Geocel 2320 ONLY
- 3-5 lb weight
- Safety Glasses
- Clean rags
- Cleaner: Xylene/Acetone/Mineral Spirits

#### Bolt Down Installation

- Spanner Bit Head Screwdriver
- (2) 10-24 x 1/2 Flat Head Spanner Bolts

## PREPARATION AND INSTALLATION

For optimal results, cover and marking plate should be clean and dry. If possible, allow the parts to come to the same temperature. Room temperature is preferred but not absolutely necessary. Remove any large foreign debris from the cover (i.e., dust, water, ice, mud) and allow it to dry before installation. Use clean rags to wipe the recessed area with cleaner and use compressed air to remove any small remaining debris.

### Adhesive Installation

1. Apply a moderate amount of adhesive to the back of the marking plate in a 1/8" bead so that it runs the full length of the plate at an equal distance from the edge and between each bead (2"x8") or in a wave-like pattern with a border (4"x8"). Using excessive adhesive will slow curing process. (Figure 1)
2. Set the marking plate in the recessed area evenly, and apply pressure to the top of the plate with your hand to ensure that it is set firmly into the recessed area. Ensure it is below or flush with the cover surface before adhesive sets. (Figure 2)
3. Wipe any excess adhesive off using a rag and cleaner. Apply a 3-5 lb. weight and let it sit for 30 minutes to ensure that the adhesive sets to form a permanent bond.



# MARKING PLATE

## Installation Guide

Figure 1




Figure 2



### Bolt Down Installation

1. Using the spanner bit, hand-tighten the two spanner bolts into the pre-drilled holes of the marking plate (Figure 3) securing it to the cover.
2. If adhesive is used, apply continual pressure to the top of the marking plate for 10 seconds. Tack-free time is 10-20 minutes and full cure is approximately 24 hours.

Figure 3











(888) 965-3227  
[oldcastleinfrastructure.com](http://oldcastleinfrastructure.com)