

Sierra Wall System



**Supremely Reliable,
Unique Aesthetic.**

Sierra Wall System

A variety of walls with consistent benefits.



Oldcastle Infrastructure blends old world craftsmanship with modern technology with the Sierra Wall System; a turnkey solution with many design options. Every wall is built with a consistent suite of benefits that ensure cost-effective durability.

Every Sierra Wall System provides:

- **Privacy**
Long-lasting protection from unsightly neighboring infrastructure
- **Sound**
Built in noise-reduction
- **Durability**
Meeting project site challenges, such as soil retention and flood contaminants
- **Cost Effectiveness**
Economically fulfilling project site requirements
- **Contracting**
Proudly serving the residential, commercial, private sector and public works markets

Designed. Transported. Installed.


As a bondable State of California licensed contractor, we provide our clients with complete scopes of work. Forward planning assistance, aesthetic design, structural engineering, foundation construction, panel casting, transportation, erection, final finishing, and painting are all done by our own skilled and experienced staff.



- Sierra Classic**
Keeping it simple with standard wall styles for the economical site



- Sierra Profile**
Combining aesthetics and pre-engineered functionality for a state-of-the-art wall



- Sierra Signature**
Featuring veneered stone and brick finishes to complement the pre-engineered functionality



- Sierra Add**
Providing the finishing touch with custom accents to any of our precast wall systems

Finishes & Styles	Classic	Shiplap	Vertical Board	Slumpstone	Grapestone	Horizontal Board	Stamped Adobe	Mediterranean	Skiptrowel	Marque	Lark	Lighthouse	Broadstone	Menlo	Marina	Portola	Bouquet Canyon	Rainbow Sandstone	Flint Stone	River Run Column	Ledgestone Column	Stone Bands	Brick	Halo	Mission
	Sierra Classic																								
	Sierra Profile																								
	Sierra Signature																								

This brochure contains a sampling of wall styles, columns and architectural details that we currently provide. We enjoy working with customers to provide unique and individualized projects. Please reach out to discuss the needs for your next project.

Sierra Classic

Dependable. Standard. Economical.

The Sierra Classic is strong, durable and always appealing visually. The panels are cast with integral columns and tongue and groove connections. Sierra Classic walls come in any height, with any wall layout, and their panels and columns are cast together.




Stamped Adobe



Classic



Skiptrowel



Horizontal Board



Mediterranean



Shiplap



Vertical Board



Lark



Slumpstone



Grapestone



Marque

Sierra Profile

State-of-the-art aesthetic.

The Sierra Profile offers options for both fascia patterns and wall finishes. Each combination can be manufactured to extended lengths to fit any need. The profile features a variety of formliner options, finish options, and length options. The profile has a maximum panel length of 26 feet.



Lighthouse



Marina



Broadstone



Menlo



Portola



Profile Features: Variety of Formliners Options | Variety of Finish Options | Variety of Length Options


Sierra Signature

Premier finishes. Creative designs.

A beautiful variety of aesthetics define the signature line with a choice of veneer options for both walls and columns. The Signature series features brick, stone, column and band options, ensuring a high end look with the functionality of a pre-engineered wall.



Bouquet Canyon



River Run Column



Brick



Rainbow Sandstone



Ledgestone Column



Halo



Flintstone



Stone Bands



Mission

Sierra Add

The finishing touch.

With Sierra Add, you can create an entirely custom look and feel. This line of products includes signage, lighting, entries and tree niches, as well as arches, planters, columns and mailboxes. We provide the features to build your perfect wall.



Signage & Lighting



Arches



Tree Niches




Sign Plaques



Feature Wall



Curved Entry Walls



Hidden Columns



Redevelopment Walls



Planters



Mailboxes



Retaining Walls



www.oldcastleinfrastructure.com | (888) 965-3227

Trusted partnerships.
Full scale solutions.