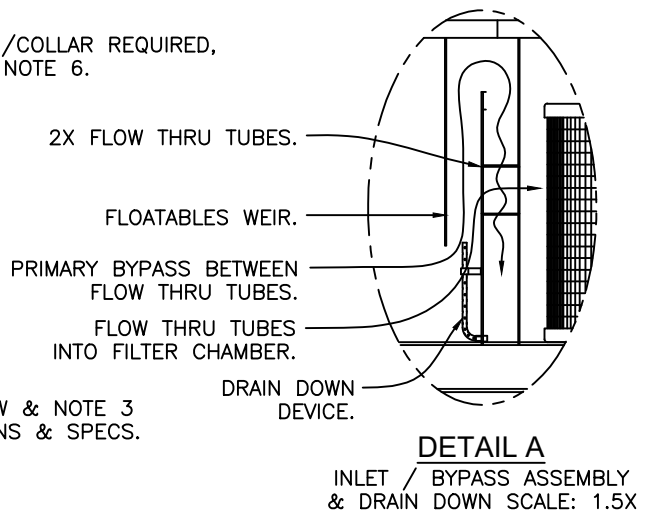
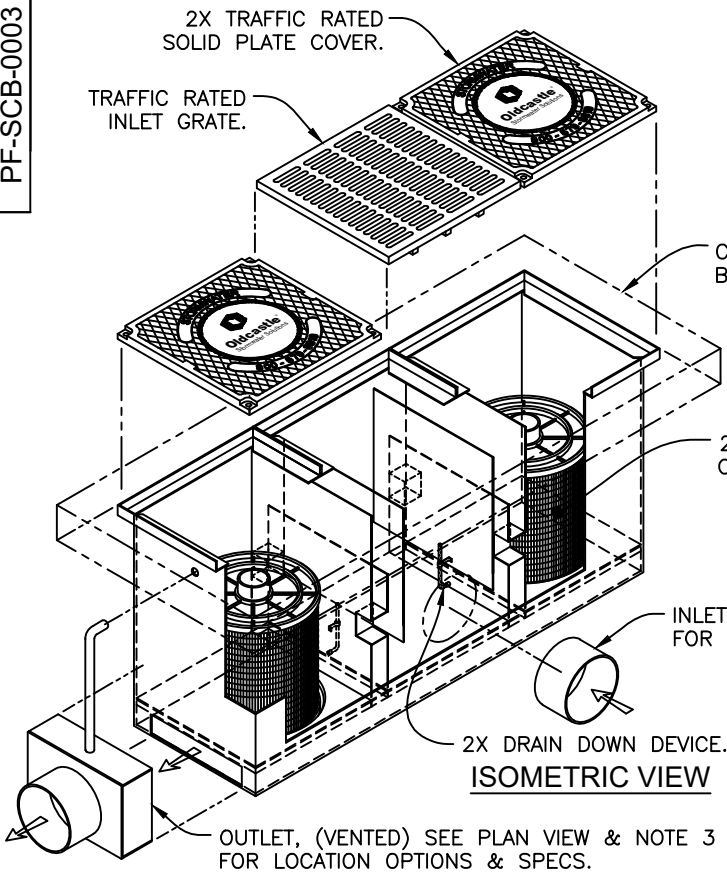
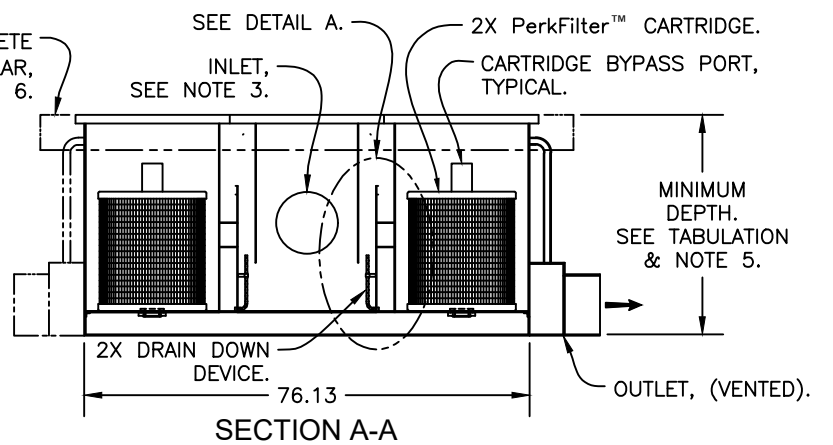
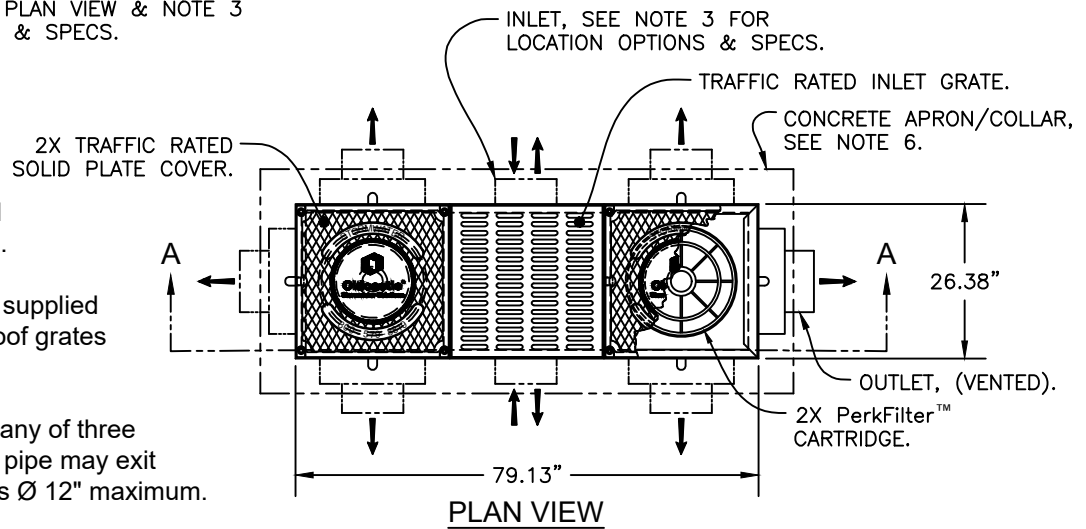


PF-SCB-0003

CARTRIDGE SIZE	TREATMENT FLOW RATE GPM / CFS	TOTAL FLOW CAPACITY CFS	MINIMUM DEPTH (FEET)
12.00"	24 / 0.05	2.5	2.00
18.00"	36 / 0.08	2.5	2.50
STACKED 12.00" + 12.00"	48 / 0.11	2.5	3.16
STACKED 18.00" + 12.00"	60 / 0.13	2.5	3.67



- Notes:
- All steel utilized in fabrication and shall be 1/4" plate per ASTM A36.
 - PerkFilter™ Catch basin shall be supplied with traffic rated (H20) bicycle-proof grates and solid plate cover.
 - Inlet pipe(s) may enter device on any of three sides of the inlet chamber. Outlet pipe may exit on any of all four sides. All pipe is Ø 12" maximum.
 - Inlet chamber shall be supplied with a DRAIN DOWN device designed to remove standing water between storm events.
 - For depths less than the specified minimum contact Oldcastle Infrastructure® for engineering assistance.
 - Field poured Concrete Apron / Collar required, by others. Refer to PF-SCB-1000 for recommended configuration.
 - PerkFilter™ cartridge shall be maintained in accordance with manufacturer recommendations.



PerkFilter™
Steel Catch Basin
Double Cartridge
(Bilateral Configuration)

